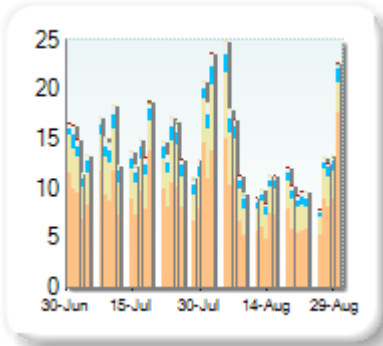


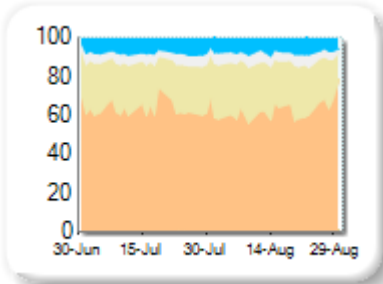
Market Share

Rank	Venue	Market Share	Change
1	XMAD	62.50%	-0.95
2	CEUX	24.85%	+1.05
3	AQEU	7.42%	-0.10
4	TQEX	5.00%	+0.10
5	TRQX	0.12%	-0.08
6	BATE	0.07%	0.00
7	CHIX	0.03%	-0.02
8	AQXE	0.00%	0.00

Volume Trend



Market Share Trend



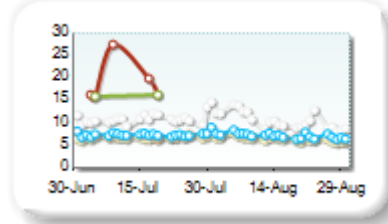
Market share is based on on-book value traded during continuous trading. The share is calculated by averaging over all stocks in the index. The current value shown is for last week and the change is relative to the previous week.

Spreads

At touch

Rank	Venue	Spread (bps)	Change
1	CEUX	6.47	-0.31
2	XMAD	6.87	-0.13
3	AQEU	7.22	-0.26
4	TQEX	10.53	-0.53

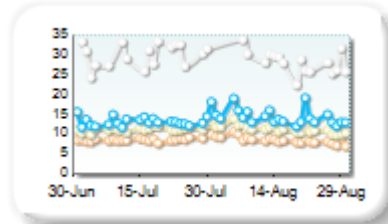
Monthly Spread Trend



25k EUR deal

Rank	Venue	Spread (bps)	Change
1	XMAD	8.49	-0.19
2	CEUX	11.24	-0.04
3	AQEU	14.27	+0.92
4	TQEX	30.59	-2.39

Monthly Spread Trend



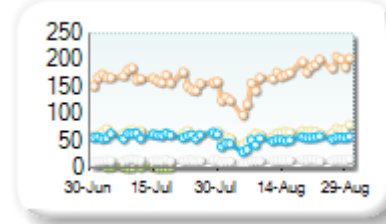
Spreads measure the bid to offer spread of the best visible orders in the book. The result is averaged over the stocks in the index and is based on measurements of the order books every 30 seconds. The value for the spread is quoted in basis points (0.01%).

Book Depths

10BPS Depth (top of book)

Rank	Venue	Depth (1K EUR)	Change
1	XMAD	169.8	+7.7
2	CEUX	64.4	-0.4
3	AQEU	51.3	-7.8
4	TQEX	14.5	-0.2

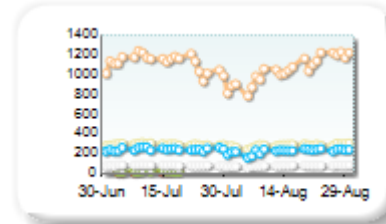
Monthly Depth Trend



50BPS Depth (deeper into book)

Rank	Venue	Depth (1K EUR)	Change
1	XMAD	1,062.5	-48.5
2	CEUX	285.4	-7.2
3	AQEU	227.0	-13.9
4	TQEX	77.4	-3.3

Monthly Depth Trend



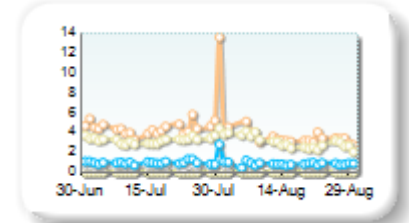
Market depth measures the amount of visible liquidity (bids and offers) in the order book within 10 or 50 BPS of mid price. The result is averaged over the stocks in the index and is based on measurements of the order book every 30 seconds. This is quoted in '000s of EUR.

Best Prices

At touch

Rank	Venue	Best Price (%)	Change
1	XMAD	3.53	-1.16
2	CEUX	3.02	-0.31
3	AQEU	0.83	-0.21
4	TQEX	0.72	+0.01
5	BATE	0.00	-0.01
6	CHIX	0.00	0.00
7	TRQX	0.00	+0.00
8	AQXE	0.00	+0.00

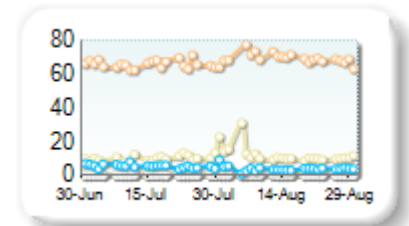
Best Prices Trend



25k EUR deal

Rank	Venue	Best Price (%)	Change
1	XMAD	69.23	+3.68
2	CEUX	11.64	+1.08
3	AQEU	3.64	-1.94
4	TQEX	0.30	+0.03
5	CHIX	0.00	+0.00
6	TRQX	0.00	+0.00
7	BATE	0.00	0.00
8	AQXE	0.00	+0.00

Best Prices Trend

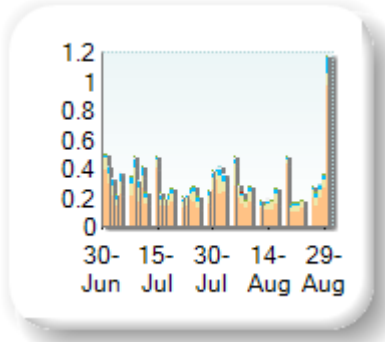


Best Price % measures how often each venue posts an absolute best price (no ties) for stocks. The result is averaged over the stocks in the index and is based on measurements of the order book every 5 seconds.

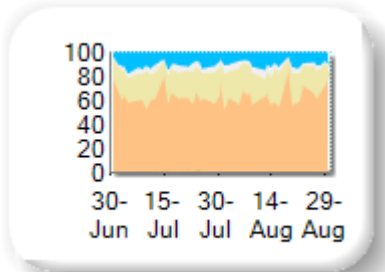
Market Share

Rank	Venue	Market Share	Change
1	XMAD	67.55%	+2.90
2	CEUX	19.52%	-1.20
3	AQEU	8.92%	-0.97
4	TQEX	3.90%	-0.37
5	TRQX	0.07%	-0.24
6	BATE	0.03%	-0.03
7	CHIX	0.02%	-0.09

Volume Trend



Market Share Trend



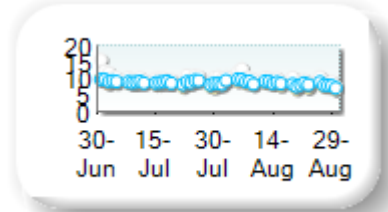
Market share is based on on-book value traded during continuous trading. The share is calculated by averaging over all stocks in the index. The current value shown is for last week and the change is relative to the previous week.

Spreads

At touch

Rank	Venue	Spread (bps)	Change
1	CEUX	8.48	-0.35
2	AQEU	8.80	-0.37
3	XMAD	8.91	-0.20
4	TQEX	10.03	-0.64

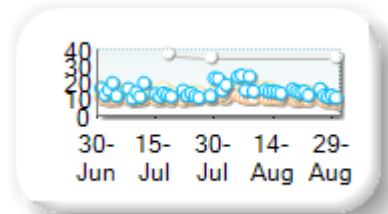
Monthly Spread Trend



25k EUR deal

Rank	Venue	Spread (bps)	Change
1	XMAD	10.57	-0.11
2	CEUX	15.41	+0.40
3	AQEU	15.99	+1.17
4	TQEX	66.18	+22.41

Monthly Spread Trend



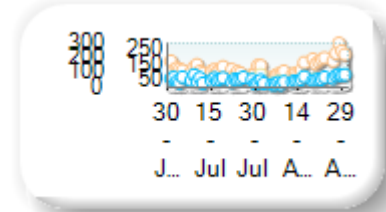
Spreads measure the bid to offer spread of the best visible orders in the book. The result is averaged over the stocks in the index and is based on measurements of the order books every 30 seconds. The value for the spread is quoted in basis points (0.01%).

Book Depths

10BPS Depth (top of book)

Rank	Venue	Depth (1K EUR)	Change
1	XMAD	148.9	+34.5
2	AQEU	50.2	+0.0
3	CEUX	50.2	+6.1
4	TQEX	13.9	+1.5

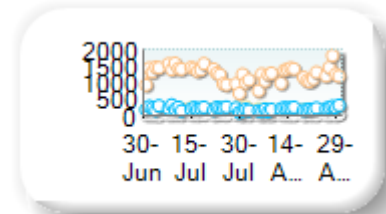
Monthly Depth Trend



50BPS Depth (deeper into book)

Rank	Venue	Depth (1K EUR)	Change
1	XMAD	1,241.6	-79.4
2	AQEU	220.0	-12.5
3	CEUX	217.5	-8.2
4	TQEX	50.1	-1.4

Monthly Depth Trend



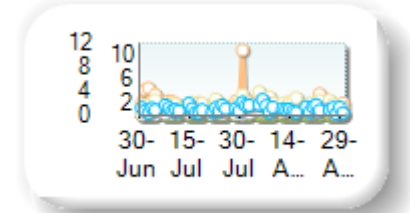
Market depth measures the amount of visible liquidity (bids and offers) in the order book within 10 or 50 BPS of mid price. The result is averaged over the stocks in the index and is based on measurements of the order book every 30 seconds. This is quoted in '000s of EUR.

Best Prices

At touch

Rank	Venue	Best Price (%)	Change
1	CEUX	1.97	+0.38
2	XMAD	1.37	-1.09
3	AQEU	1.08	+0.28
4	TQEX	0.67	+0.23
5	CHIX	0.00	+0.00
6	TRQX	0.00	+0.00
7	BATE	0.00	+0.00

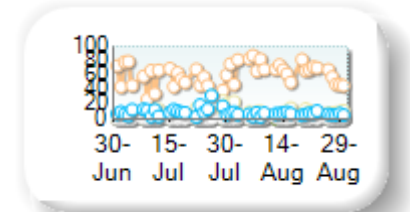
Best Prices Trend



25k EUR deal

Rank	Venue	Best Price (%)	Change
1	XMAD	65.73	+11.05
2	CEUX	8.50	+0.46
3	AQEU	6.21	-3.66
4	TQEX	0.43	+0.26
5	CHIX	0.00	+0.00
6	TRQX	0.00	+0.00
7	BATE	0.00	+0.00

Best Prices Trend

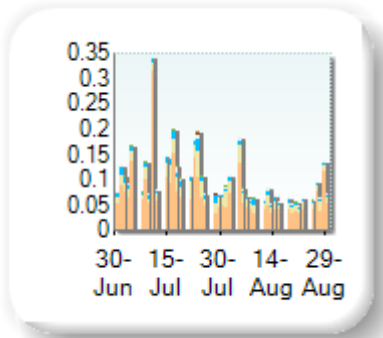


Best Price % measures how often each venue posts an absolute best price (no ties) for stocks. The result is averaged over the stocks in the index and is based on measurements of the order book every 5 seconds.

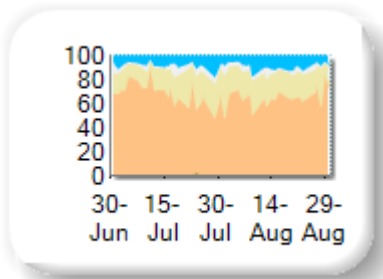
Market Share

Rank	Venue	Market Share	Change
1	XMAD	66.53%	-4.37
2	CEUX	21.18%	+3.45
3	AQEU	8.31%	+0.94
4	TQEX	3.93%	+0.14
5	BATE	0.06%	+0.04
6	CHIX	0.00%	-0.20

Volume Trend



Market Share Trend




Market share is based on on-book value traded during continuous trading. The share is calculated by averaging over all stocks in the index. The current value shown is for last week and the change is relative to the previous week.

Spreads

At touch

Rank	Venue	Spread (bps)	Change
1	CEUX	10.44	+0.77
2	XMAD	10.54	+0.98
3	AQEU	10.73	+0.70
4	TQEX	28.81	+8.67

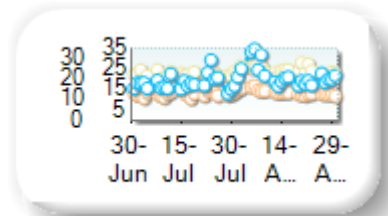
Monthly Spread Trend



25k EUR deal

Rank	Venue	Spread (bps)	Change
1	XMAD	13.44	+0.75
2	AQEU	21.57	+3.71
3	CEUX	24.12	+2.43

Monthly Spread Trend



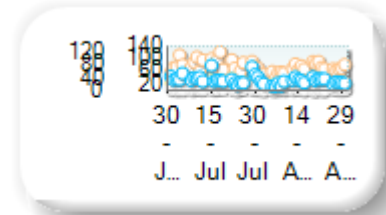
Spreads measure the bid to offer spread of the best visible orders in the book. The result is averaged over the stocks in the index and is based on measurements of the order books every 30 seconds. The value for the spread is quoted in basis points (0.01%).

Book Depths

10BPS Depth (top of book)

Rank	Venue	Depth (1K EUR)	Change
1	XMAD	66.7	-13.0
2	AQEU	27.0	-10.4
3	CEUX	19.7	-4.5
4	TQEX	3.4	-1.4

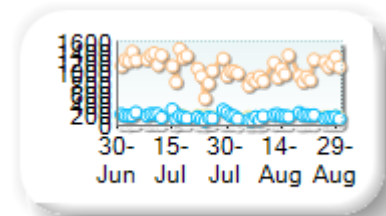
Monthly Depth Trend



50BPS Depth (deeper into book)

Rank	Venue	Depth (1K EUR)	Change
1	XMAD	1,037.7	-123.1
2	AQEU	170.0	-23.0
3	CEUX	162.6	-10.5
4	TQEX	25.5	-6.1

Monthly Depth Trend



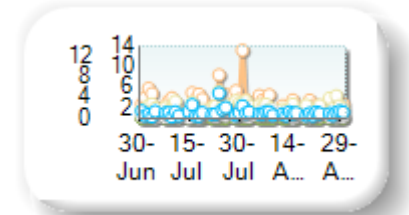
Market depth measures the amount of visible liquidity (bids and offers) in the order book within 10 or 50 BPS of mid price. The result is averaged over the stocks in the index and is based on measurements of the order book every 30 seconds. This is quoted in '000s of EUR.

Best Prices

At touch

Rank	Venue	Best Price (%)	Change
1	XMAD	2.52	-1.08
2	CEUX	2.09	-0.28
3	AQEU	0.88	-0.28
4	TQEX	0.59	+0.14
5	CHIX	0.00	+0.00
6	BATE	0.00	+0.00

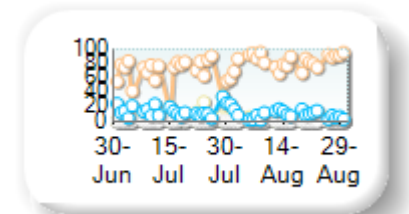
Best Prices Trend



25k EUR deal

Rank	Venue	Best Price (%)	Change
1	XMAD	83.24	+15.66
2	AQEU	8.64	-5.51
3	CEUX	3.03	-2.02
4	TQEX	0.03	-0.12
5	CHIX	0.00	+0.00
6	BATE	0.00	+0.00

Best Prices Trend

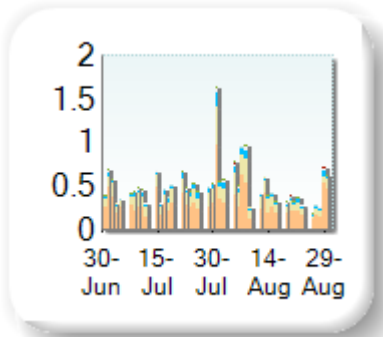


Best Price % measures how often each venue posts an absolute best price (no ties) for stocks. The result is averaged over the stocks in the index and is based on measurements of the order book every 5 seconds.

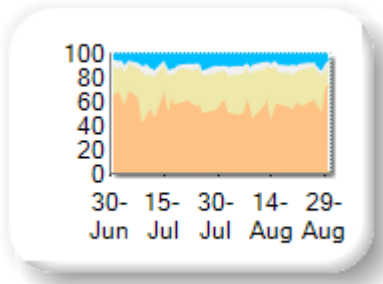
Market Share

Rank	Venue	Market Share	Change
1	XMAD	58.47%	-0.40
2	CEUX	27.22%	+0.29
3	AQEU	8.75%	-0.28
4	TQEX	5.38%	+0.39
5	TRQX	0.09%	-0.03
6	CHIX	0.05%	+0.01
7	BATE	0.05%	+0.01
8	AQXE	0.00%	+0.00

Volume Trend



Market Share Trend



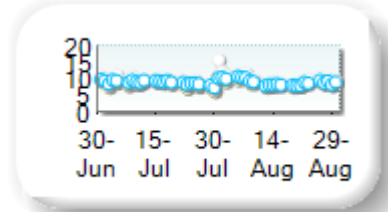
Market share is based on on-book value traded during continuous trading. The share is calculated by averaging over all stocks in the index. The current value shown is for last week and the change is relative to the previous week.

Spreads

At touch

Rank	Venue	Spread (bps)	Change
1	CEUX	8.86	+0.13
2	AQEU	9.11	-0.04
3	XMAD	9.13	+0.22
4	TQEX	9.87	-0.15


Monthly Spread Trend



25k EUR deal

Rank	Venue	Spread (bps)	Change
1	XMAD	10.28	+0.27
2	CEUX	11.17	+0.31
3	AQEU	14.58	+1.86
4	TQEX	32.82	+0.68

Monthly Spread Trend



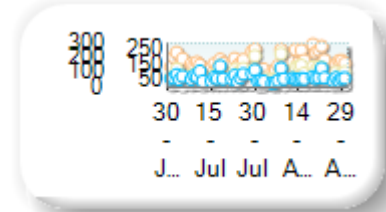
Spreads measure the bid to offer spread of the best visible orders in the book. The result is averaged over the stocks in the index and is based on measurements of the order books every 30 seconds. The value for the spread is quoted in basis points (0.01%).

Book Depths

10BPS Depth (top of book)

Rank	Venue	Depth (1K EUR)	Change
1	XMAD	184.8	+18.3
2	CEUX	103.3	+13.1
3	AQEU	59.7	-11.2
4	TQEX	24.6	+1.7

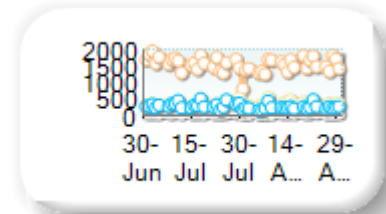
Monthly Depth Trend



50BPS Depth (deeper into book)

Rank	Venue	Depth (1K EUR)	Change
1	XMAD	1,555.9	-42.1
2	CEUX	360.3	+14.7
3	AQEU	267.8	-59.8
4	TQEX	96.2	-4.0

Monthly Depth Trend



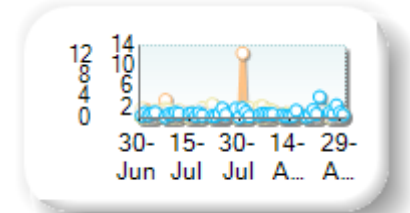
Market depth measures the amount of visible liquidity (bids and offers) in the order book within 10 or 50 BPS of mid price. The result is averaged over the stocks in the index and is based on measurements of the order book every 30 seconds. This is quoted in '000s of EUR.

Best Prices

At touch

Rank	Venue	Best Price (%)	Change
1	CEUX	0.98	-0.16
2	AQEU	0.85	+0.02
3	XMAD	0.65	-0.91
4	TQEX	0.52	-0.07
5	CHIX	0.00	+0.00
6	TRQX	0.00	+0.00
7	BATE	0.00	+0.00
8	AQXE	0.00	+0.00

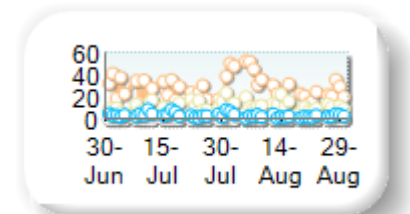
Best Prices Trend



25k EUR deal

Rank	Venue	Best Price (%)	Change
1	XMAD	30.31	+3.78
2	CEUX	11.92	+1.10
3	AQEU	2.87	-1.30
4	TQEX	0.47	+0.06
5	CHIX	0.00	+0.00
6	TRQX	0.00	+0.00
7	BATE	0.00	+0.00
8	AQXE	0.00	+0.00

Best Prices Trend

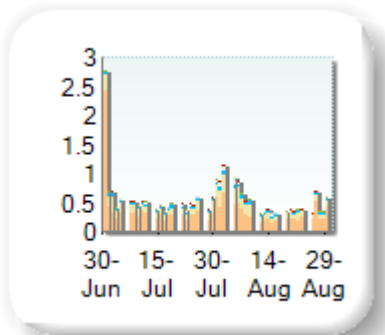


Best Price % measures how often each venue posts an absolute best price (no ties) for stocks. The result is averaged over the stocks in the index and is based on measurements of the order book every 5 seconds.

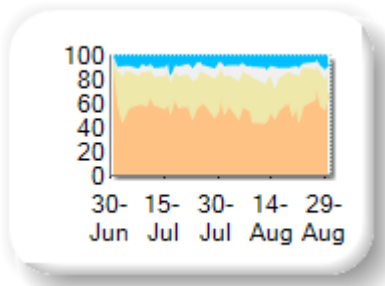
Market Share

Rank	Venue	Market Share	Change
1	XMAD	54.40%	-8.23
2	CEUX	29.30%	+4.68
3	AQEU	8.00%	+1.42
4	TQEX	7.94%	+1.99
5	TRQX	0.25%	+0.10
6	BATE	0.09%	+0.05
7	CHIX	0.02%	0.00
8	AQXE	0.00%	+0.00

Volume Trend



Market Share Trend



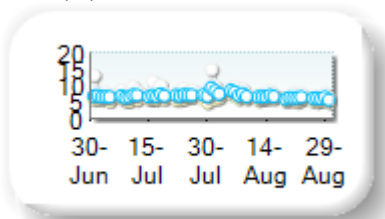
Market share is based on on-book value traded during continuous trading. The share is calculated by averaging over all stocks in the index. The current value shown is for last week and the change is relative to the previous week.

Spreads

At touch

Rank	Venue	Spread (bps)	Change
1	CEUX	6.20	-0.09
2	XMAD	6.72	-0.04
3	AQEU	6.99	-0.21
4	TQEX	7.71	-1.27


Monthly Spread Trend



25k EUR deal

Rank	Venue	Spread (bps)	Change
1	XMAD	8.13	-0.08
2	CEUX	10.21	+0.02
3	AQEU	13.63	+1.71
4	TQEX	37.99	-0.29

Monthly Spread Trend




Spreads measure the bid to offer spread of the best visible orders in the book. The result is averaged over the stocks in the index and is based on measurements of the order books every 30 seconds. The value for the spread is quoted in basis points (0.01%).

Book Depths

10BPS Depth (top of book)

Rank	Venue	Depth (1K EUR)	Change
1	XMAD	224.0	-28.0
2	CEUX	79.0	-12.4
3	AQEU	52.5	-23.0
4	TQEX	20.2	-2.5

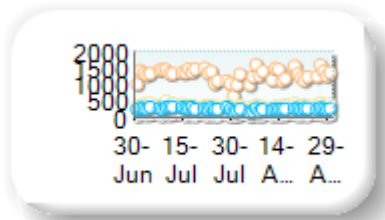
Monthly Depth Trend



50BPS Depth (deeper into book)

Rank	Venue	Depth (1K EUR)	Change
1	XMAD	1,319.2	+6.7
2	CEUX	371.3	-19.9
3	AQEU	265.3	-28.2
4	TQEX	96.1	-2.1

Monthly Depth Trend



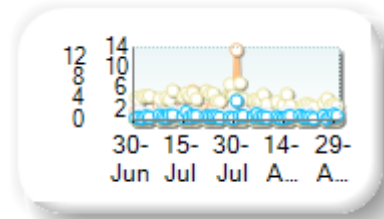
Market depth measures the amount of visible liquidity (bids and offers) in the order book within 10 or 50 BPS of mid price. The result is averaged over the stocks in the index and is based on measurements of the order book every 30 seconds. This is quoted in '000s of EUR.

Best Prices

At touch

Rank	Venue	Best Price (%)	Change
1	CEUX	3.33	-0.75
2	XMAD	1.85	-1.13
3	TQEX	0.97	+0.02
4	AQEU	0.54	-0.17
5	CHIX	0.00	+0.00
6	TRQX	0.00	+0.00
7	BATE	0.00	0.00
8	AQXE	0.00	+0.00

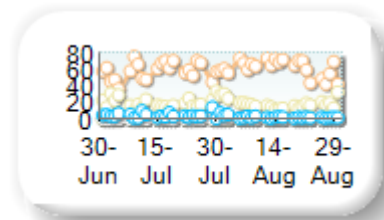
Best Prices Trend



25k EUR deal

Rank	Venue	Best Price (%)	Change
1	XMAD	62.68	+3.70
2	CEUX	18.33	-1.74
3	AQEU	2.31	-2.42
4	TQEX	0.61	+0.19
5	CHIX	0.00	+0.00
6	TRQX	0.00	+0.00
7	BATE	0.00	+0.00
8	AQXE	0.00	+0.00

Best Prices Trend

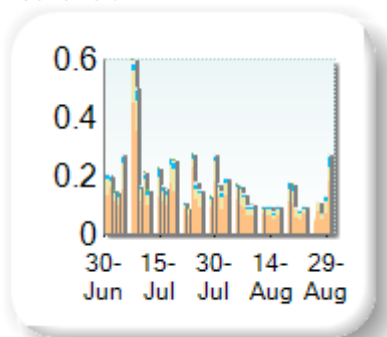


Best Price % measures how often each venue posts an absolute best price (no ties) for stocks. The result is averaged over the stocks in the index and is based on measurements of the order book every 5 seconds.

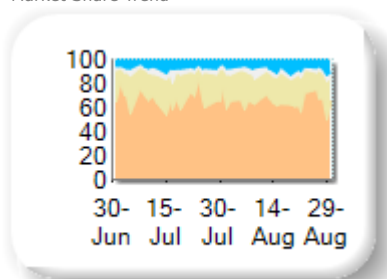
Market Share

Rank	Venue	Market Share	Change
1	XMAD	62.88%	-4.43
2	CEUX	23.88%	+2.20
3	AQEU	8.84%	+1.99
4	TQEX	4.38%	+0.36
5	TRQX	0.02%	-0.08
6	BATE	0.00%	-0.02

Volume Trend



Market Share Trend



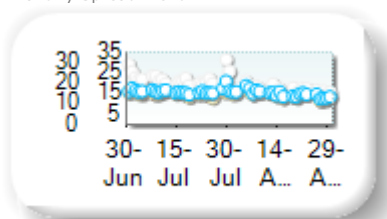
Market share is based on on-book value traded during continuous trading. The share is calculated by averaging over all stocks in the index. The current value shown is for last week and the change is relative to the previous week.

Spreads

At touch

Rank	Venue	Spread (bps)	Change
1	CEUX	14.18	-0.83
2	XMAD	14.32	-0.75
3	AQEU	14.62	-1.25
4	TQEX	16.73	-5.21

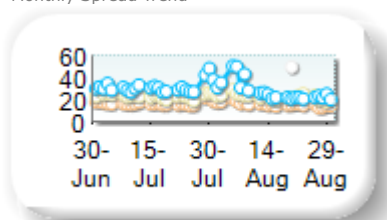
Monthly Spread Trend



25k EUR deal

Rank	Venue	Spread (bps)	Change
1	XMAD	16.68	-0.97
2	CEUX	23.41	-0.91
3	AQEU	28.30	-3.83
4	TQEX	74.94	-19.70

Monthly Spread Trend



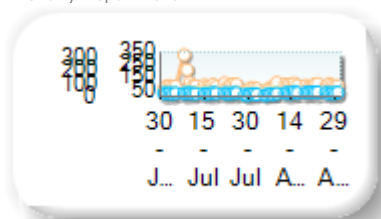
Spreads measure the bid to offer spread of the best visible orders in the book. The result is averaged over the stocks in the index and is based on measurements of the order books every 30 seconds. The value for the spread is quoted in basis points (0.01%).

Book Depths

10BPS Depth (top of book)

Rank	Venue	Depth (1K EUR)	Change
1	XMAD	82.2	-13.1
2	CEUX	27.7	-0.8
3	AQEU	23.9	+2.7
4	TQEX	8.8	+2.1

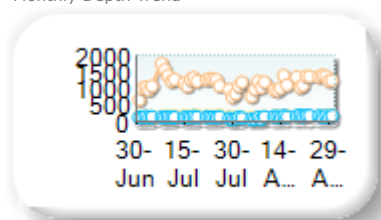
Monthly Depth Trend



50BPS Depth (deeper into book)

Rank	Venue	Depth (1K EUR)	Change
1	XMAD	1,187.7	+3.2
2	CEUX	182.6	+3.6
3	AQEU	156.9	+16.0
4	TQEX	45.4	+7.0

Monthly Depth Trend



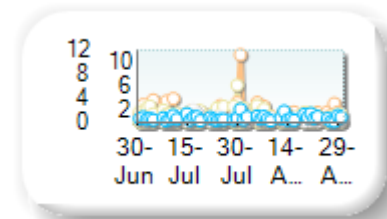
Market depth measures the amount of visible liquidity (bids and offers) in the order book within 10 or 50 BPS of mid price. The result is averaged over the stocks in the index and is based on measurements of the order book every 30 seconds. This is quoted in '000s of EUR.

Best Prices

At touch

Rank	Venue	Best Price (%)	Change
1	XMAD	1.47	-0.53
2	CEUX	1.24	-0.56
3	AQEU	0.69	+0.13
4	TQEX	0.42	-0.20
5	TRQX	0.00	+0.00
6	BATE	0.00	+0.00


Best Prices Trend



25k EUR deal

Rank	Venue	Best Price (%)	Change
1	XMAD	72.31	+0.34
2	CEUX	7.98	-2.85
3	AQEU	4.41	+1.61
4	TQEX	0.23	-0.01
5	TRQX	0.00	+0.00
6	BATE	0.00	+0.00

Best Prices Trend

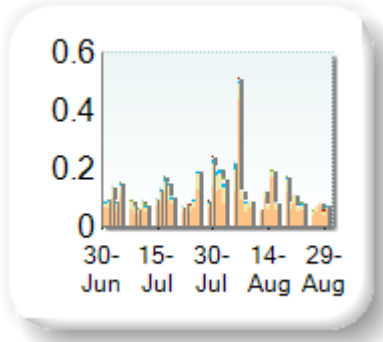


Best Price % measures how often each venue posts an absolute best price (no ties) for stocks. The result is averaged over the stocks in the index and is based on measurements of the order book every 5 seconds.

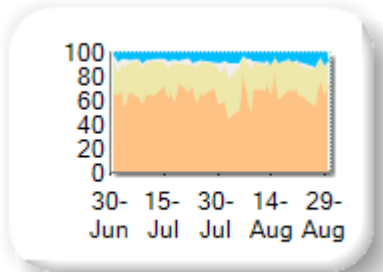
Market Share

Rank	Venue	Market Share	Change
1	XMAD	68.88%	+4.89
2	CEUX	22.24%	-3.18
3	AQEU	6.03%	-0.37
4	TQEX	2.73%	-1.15
5	TRQX	0.08%	-0.18
6	CHIX	0.03%	+0.01
7	BATE	0.02%	-0.01

Volume Trend



Market Share Trend



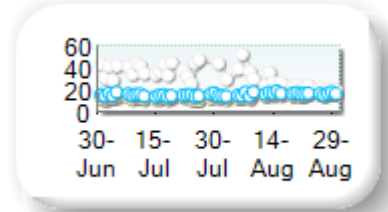
Market share is based on on-book value traded during continuous trading. The share is calculated by averaging over all stocks in the index. The current value shown is for last week and the change is relative to the previous week.

Spreads

At touch

Rank	Venue	Spread (bps)	Change
1	CEUX	15.70	+2.32
2	XMAD	15.70	+2.76
3	AQEU	16.73	+1.07
4	TQEX	32.33	-10.51

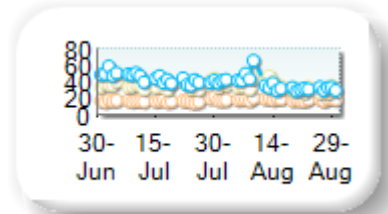
Monthly Spread Trend



25k EUR deal

Rank	Venue	Spread (bps)	Change
1	XMAD	18.95	+1.37
2	CEUX	35.08	-1.78
3	AQEU	37.32	-7.53

Monthly Spread Trend



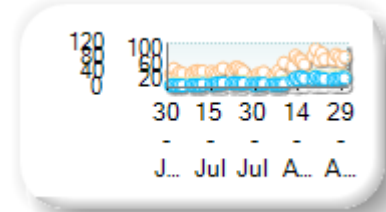
Spreads measure the bid to offer spread of the best visible orders in the book. The result is averaged over the stocks in the index and is based on measurements of the order books every 30 seconds. The value for the spread is quoted in basis points (0.01%).

Book Depths

10BPS Depth (top of book)

Rank	Venue	Depth (1K EUR)	Change
1	XMAD	65.2	+25.1
2	CEUX	20.3	+9.5
3	AQEU	18.4	+10.5
4	TQEX	3.3	+2.1


Monthly Depth Trend



50BPS Depth (deeper into book)

Rank	Venue	Depth (1K EUR)	Change
1	XMAD	889.5	+91.2
2	CEUX	117.8	+15.6
3	AQEU	96.5	+12.6
4	TQEX	28.9	+9.7

Monthly Depth Trend



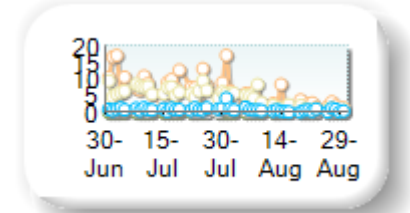
Market depth measures the amount of visible liquidity (bids and offers) in the order book within 10 or 50 BPS of mid price. The result is averaged over the stocks in the index and is based on measurements of the order book every 30 seconds. This is quoted in '000s of EUR.

Best Prices

At touch

Rank	Venue	Best Price (%)	Change
1	XMAD	3.14	-5.91
2	CEUX	2.41	-4.18
3	AQEU	0.55	-0.34
4	TQEX	0.31	-0.16
5	CHIX	0.00	+0.00
6	TRQX	0.00	+0.00
7	BATE	0.00	+0.00

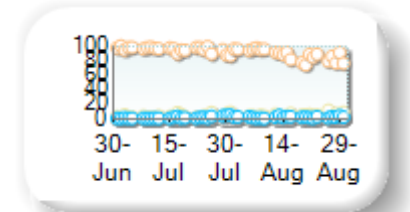
Best Prices Trend



25k EUR deal

Rank	Venue	Best Price (%)	Change
1	XMAD	87.64	-7.52
2	CEUX	4.20	+0.93
3	AQEU	1.67	+0.57
4	CHIX	0.00	+0.00
5	TRQX	0.00	+0.00
6	BATE	0.00	+0.00
7	TQEX	0.00	0.00

Best Prices Trend

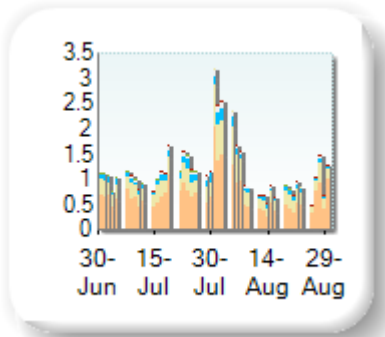


Best Price % measures how often each venue posts an absolute best price (no ties) for stocks. The result is averaged over the stocks in the index and is based on measurements of the order book every 5 seconds.

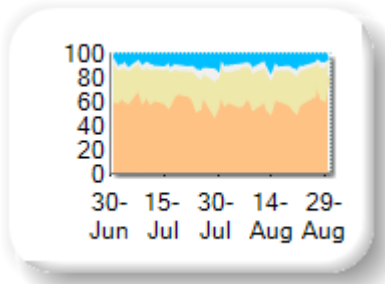
Market Share

Rank	Venue	Market Share	Change
1	XMAD	58.60%	-0.89
2	CEUX	27.84%	+1.89
3	AQEU	8.52%	-0.51
4	TQEX	4.75%	-0.52
5	TRQX	0.19%	+0.08
6	BATE	0.08%	-0.05
7	CHIX	0.02%	+0.00
8	AQXE	0.00%	+0.00

Volume Trend



Market Share Trend



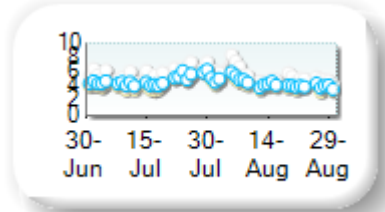
Market share is based on on-book value traded during continuous trading. The share is calculated by averaging over all stocks in the index. The current value shown is for last week and the change is relative to the previous week.

Spreads

At touch

Rank	Venue	Spread (bps)	Change
1	CEUX	4.08	-0.38
2	XMAD	4.30	-0.29
3	AQEU	4.35	-0.41
4	TQEX	5.41	-0.36

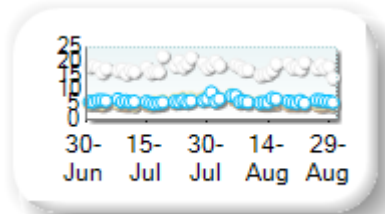
Monthly Spread Trend



25k EUR deal

Rank	Venue	Spread (bps)	Change
1	XMAD	5.35	-0.23
2	CEUX	5.98	-0.09
3	AQEU	6.30	+0.10
4	TQEX	17.94	-0.01

Monthly Spread Trend



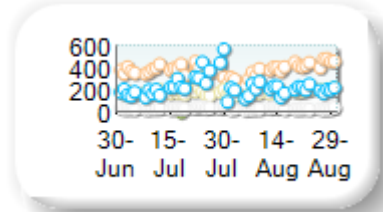
Spreads measure the bid to offer spread of the best visible orders in the book. The result is averaged over the stocks in the index and is based on measurements of the order books every 30 seconds. The value for the spread is quoted in basis points (0.01%).

Book Depths

10BPS Depth (top of book)

Rank	Venue	Depth (1K EUR)	Change
1	XMAD	396.0	+22.4
2	AQEU	207.1	-45.0
3	CEUX	184.3	+3.2
4	TQEX	30.3	-4.7


Monthly Depth Trend



50BPS Depth (deeper into book)

Rank	Venue	Depth (1K EUR)	Change
1	XMAD	1,051.2	-382.7
2	CEUX	737.1	+15.1
3	AQEU	681.5	-53.8
4	TQEX	242.7	+9.6

Monthly Depth Trend




Market depth measures the amount of visible liquidity (bids and offers) in the order book within 10 or 50 BPS of mid price. The result is averaged over the stocks in the index and is based on measurements of the order book every 30 seconds. This is quoted in '000s of EUR.

Best Prices

At touch

Rank	Venue	Best Price (%)	Change
1	CEUX	4.17	+0.91
2	XMAD	3.47	-0.82
3	TQEX	1.31	-0.07
4	AQEU	1.06	+0.09
5	CHIX	0.00	+0.00
6	TRQX	0.00	+0.00
7	BATE	0.00	-0.03
8	AQXE	0.00	+0.00

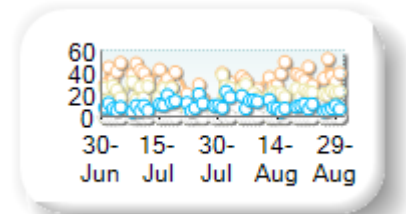
Best Prices Trend



25k EUR deal

Rank	Venue	Best Price (%)	Change
1	XMAD	35.09	+4.34
2	CEUX	22.69	+4.60
3	AQEU	11.26	+0.71
4	TQEX	0.42	+0.00
5	CHIX	0.00	+0.00
6	TRQX	0.00	+0.00
7	BATE	0.00	+0.00
8	AQXE	0.00	+0.00

Best Prices Trend

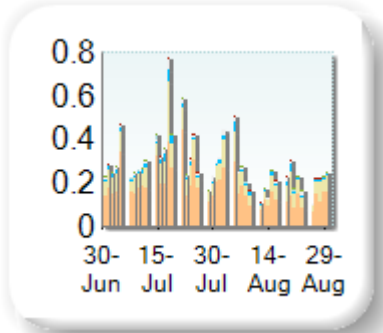


Best Price % measures how often each venue posts an absolute best price (no ties) for stocks. The result is averaged over the stocks in the index and is based on measurements of the order book every 5 seconds.

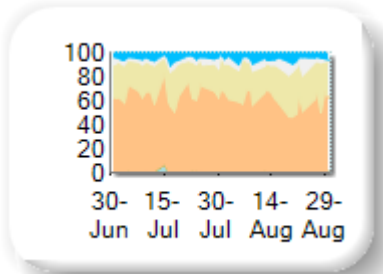
Market Share

Rank	Venue	Market Share	Change
1	XMAD	59.25%	-4.02
2	CEUX	29.13%	+3.11
3	AQEU	6.38%	+0.79
4	TQEX	5.02%	+0.80
5	TRQX	0.10%	-0.61
6	BATE	0.07%	-0.04
7	CHIX	0.04%	-0.02

Volume Trend



Market Share Trend




Market share is based on on-book value traded during continuous trading. The share is calculated by averaging over all stocks in the index. The current value shown is for last week and the change is relative to the previous week.

Spreads

At touch

Rank	Venue	Spread (bps)	Change
1	CEUX	6.24	-0.13
2	XMAD	6.65	+0.16
3	AQEU	7.26	-0.27
4	TQEX	26.25	+0.24

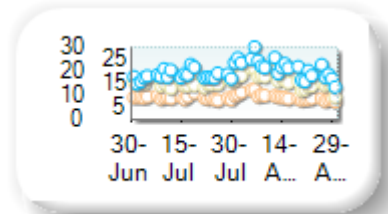
Monthly Spread Trend



25k EUR deal

Rank	Venue	Spread (bps)	Change
1	XMAD	9.09	+0.00
2	CEUX	15.85	+0.52
3	AQEU	20.94	+2.64
4	TQEX	78.78	+6.86

Monthly Spread Trend



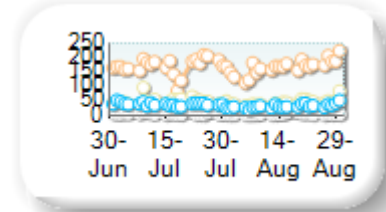
Spreads measure the bid to offer spread of the best visible orders in the book. The result is averaged over the stocks in the index and is based on measurements of the order books every 30 seconds. The value for the spread is quoted in basis points (0.01%).

Book Depths

10BPS Depth (top of book)

Rank	Venue	Depth (1K EUR)	Change
1	XMAD	166.5	-2.6
2	CEUX	43.5	-4.6
3	AQEU	30.7	-6.6
4	TQEX	3.9	-1.6

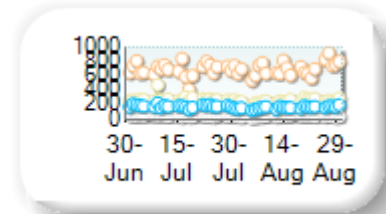
Monthly Depth Trend



50BPS Depth (deeper into book)

Rank	Venue	Depth (1K EUR)	Change
1	XMAD	693.4	+7.8
2	CEUX	246.9	-24.1
3	AQEU	158.9	-18.0
4	TQEX	39.5	-7.4

Monthly Depth Trend



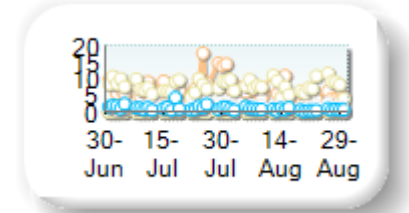
Market depth measures the amount of visible liquidity (bids and offers) in the order book within 10 or 50 BPS of mid price. The result is averaged over the stocks in the index and is based on measurements of the order book every 30 seconds. This is quoted in '000s of EUR.

Best Prices

At touch

Rank	Venue	Best Price (%)	Change
1	CEUX	7.99	-0.58
2	XMAD	5.51	-3.24
3	TQEX	1.47	+0.01
4	AQEU	0.81	-0.66
5	CHIX	0.00	+0.00
6	TRQX	0.00	+0.00
7	BATE	0.00	+0.00

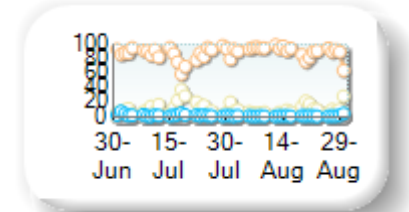
Best Prices Trend



25k EUR deal

Rank	Venue	Best Price (%)	Change
1	XMAD	89.79	+4.00
2	CEUX	9.01	-2.89
3	AQEU	0.59	-1.14
4	TQEX	0.00	-0.04
5	CHIX	0.00	+0.00
6	TRQX	0.00	+0.00
7	BATE	0.00	+0.00

Best Prices Trend

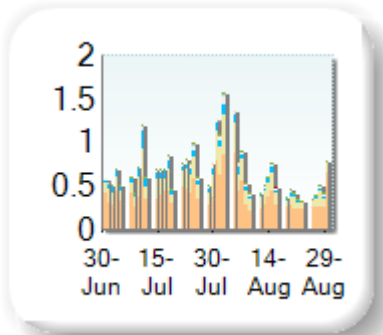


Best Price % measures how often each venue posts an absolute best price (no ties) for stocks. The result is averaged over the stocks in the index and is based on measurements of the order book every 5 seconds.

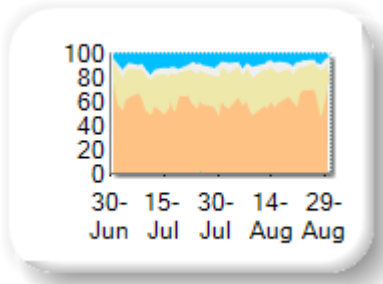
Market Share

Rank	Venue	Market Share	Change
1	XMAD	59.70%	+2.46
2	CEUX	27.15%	+0.53
3	AQEU	7.22%	-2.88
4	TQEX	5.74%	+0.19
5	TRQX	0.11%	-0.12
6	BATE	0.04%	-0.03
7	CHIX	0.03%	-0.16
8	AQXE	0.00%	+0.00

Volume Trend



Market Share Trend




Market share is based on on-book value traded during continuous trading. The share is calculated by averaging over all stocks in the index. The current value shown is for last week and the change is relative to the previous week.

Spreads

At touch

Rank	Venue	Spread (bps)	Change
1	CEUX	6.02	-0.77
2	XMAD	6.22	-0.67
3	AQEU	6.70	-0.18
4	TQEX	13.94	+3.69

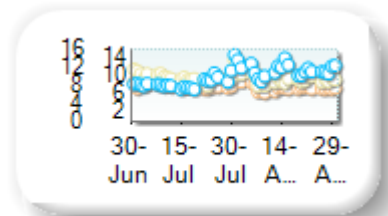
Monthly Spread Trend



25k EUR deal

Rank	Venue	Spread (bps)	Change
1	XMAD	7.42	-0.46
2	CEUX	9.27	-0.60
3	AQEU	11.25	+2.65
4	TQEX	64.52	+18.36

Monthly Spread Trend



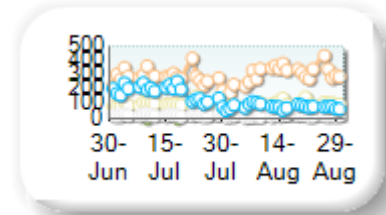
Spreads measure the bid to offer spread of the best visible orders in the book. The result is averaged over the stocks in the index and is based on measurements of the order books every 30 seconds. The value for the spread is quoted in basis points (0.01%).

Book Depths

10BPS Depth (top of book)

Rank	Venue	Depth (1K EUR)	Change
1	XMAD	306.4	+29.2
2	CEUX	100.0	+5.6
3	AQEU	80.3	-91.7
4	TQEX	14.8	-3.8

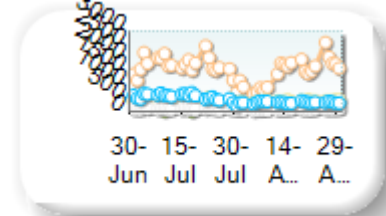
Monthly Depth Trend



50BPS Depth (deeper into book)

Rank	Venue	Depth (1K EUR)	Change
1	XMAD	1,467.2	-225.3
2	CEUX	388.9	-14.0
3	AQEU	336.2	-204.0
4	TQEX	75.4	-18.9

Monthly Depth Trend



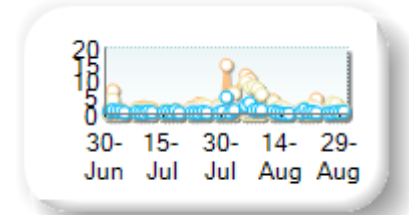
Market depth measures the amount of visible liquidity (bids and offers) in the order book within 10 or 50 BPS of mid price. The result is averaged over the stocks in the index and is based on measurements of the order book every 30 seconds. This is quoted in '000s of EUR.

Best Prices

At touch

Rank	Venue	Best Price (%)	Change
1	CEUX	3.87	+1.71
2	XMAD	3.74	+1.38
3	TQEX	1.22	+0.21
4	AQEU	1.03	+0.11
5	CHIX	0.00	+0.00
6	TRQX	0.00	+0.00
7	BATE	0.00	-0.07
8	AQXE	0.00	+0.00

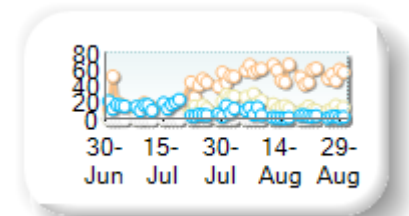
Best Prices Trend



25k EUR deal

Rank	Venue	Best Price (%)	Change
1	XMAD	55.52	+28.83
2	CEUX	16.78	+8.29
3	AQEU	4.93	-8.00
4	TQEX	0.35	+0.02
5	CHIX	0.00	+0.00
6	TRQX	0.00	+0.00
7	BATE	0.00	+0.00
8	AQXE	0.00	+0.00

Best Prices Trend

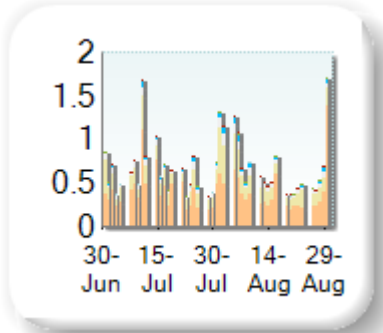


Best Price % measures how often each venue posts an absolute best price (no ties) for stocks. The result is averaged over the stocks in the index and is based on measurements of the order book every 5 seconds.

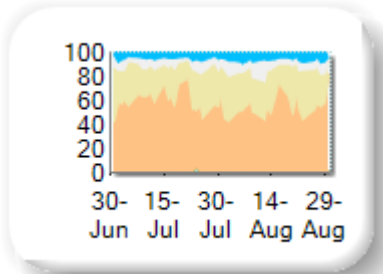
Market Share

Rank	Venue	Market Share	Change
1	XMAD	55.35%	-5.15
2	CEUX	29.34%	+2.63
3	TQEX	8.23%	+1.09
4	AQEU	6.69%	+1.42
5	TRQX	0.26%	+0.03
6	BATE	0.09%	+0.01
7	CHIX	0.03%	-0.03

Volume Trend



Market Share Trend




Market share is based on on-book value traded during continuous trading. The share is calculated by averaging over all stocks in the index. The current value shown is for last week and the change is relative to the previous week.

Spreads

At touch

Rank	Venue	Spread (bps)	Change
1	CEUX	5.33	-0.62
2	XMAD	5.86	-0.46
3	AQEU	6.55	-0.81
4	TQEX	8.59	-1.71

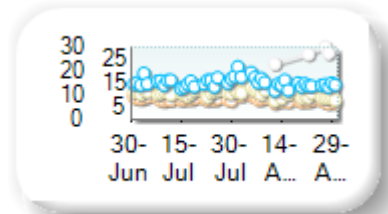
Monthly Spread Trend



25k EUR deal

Rank	Venue	Spread (bps)	Change
1	XMAD	8.01	-0.41
2	CEUX	10.09	-0.97
3	AQEU	15.07	-0.15
4	TQEX	42.58	-1.91

Monthly Spread Trend



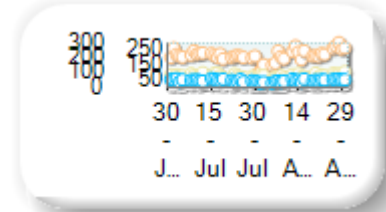
Spreads measure the bid to offer spread of the best visible orders in the book. The result is averaged over the stocks in the index and is based on measurements of the order books every 30 seconds. The value for the spread is quoted in basis points (0.01%).

Book Depths

10BPS Depth (top of book)

Rank	Venue	Depth (1K EUR)	Change
1	XMAD	219.3	+9.6
2	CEUX	78.4	+1.6
3	AQEU	44.5	-2.1
4	TQEX	19.1	+1.2

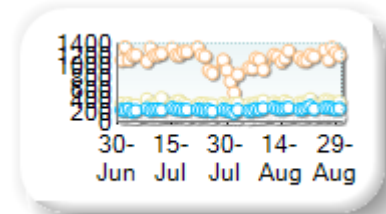
Monthly Depth Trend



50BPS Depth (deeper into book)

Rank	Venue	Depth (1K EUR)	Change
1	XMAD	1,091.2	-48.2
2	CEUX	343.6	+18.8
3	AQEU	228.6	+17.7
4	TQEX	86.3	-3.5

Monthly Depth Trend



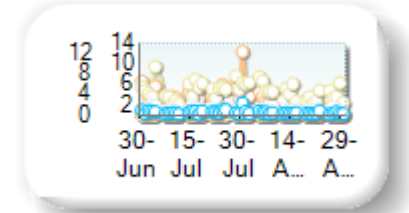
Market depth measures the amount of visible liquidity (bids and offers) in the order book within 10 or 50 BPS of mid price. The result is averaged over the stocks in the index and is based on measurements of the order book every 30 seconds. This is quoted in '000s of EUR.

Best Prices

At touch

Rank	Venue	Best Price (%)	Change
1	CEUX	4.38	-0.64
2	XMAD	2.68	-1.50
3	TQEX	0.82	-0.43
4	AQEU	0.37	-0.31
5	CHIX	0.00	+0.00
6	TRQX	0.00	+0.00
7	BATE	0.00	+0.00


Best Prices Trend



25k EUR deal

Rank	Venue	Best Price (%)	Change
1	XMAD	65.30	-4.26
2	CEUX	26.42	+4.08
3	AQEU	1.85	+0.24
4	TQEX	0.86	+0.05
5	CHIX	0.00	+0.00
6	TRQX	0.00	+0.00
7	BATE	0.00	+0.00

Best Prices Trend

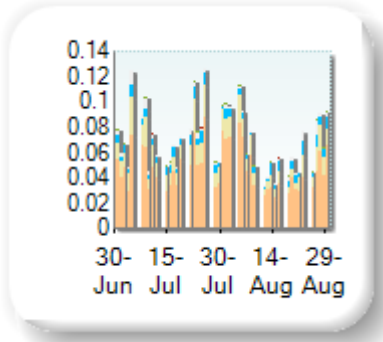


Best Price % measures how often each venue posts an absolute best price (no ties) for stocks. The result is averaged over the stocks in the index and is based on measurements of the order book every 5 seconds.

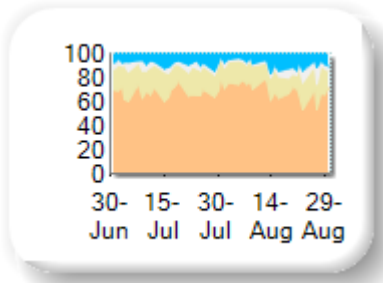
Market Share

Rank	Venue	Market Share	Change
1	XMAD	68.60%	+1.35
2	CEUX	18.10%	-2.33
3	AQEU	8.99%	+0.97
4	TQEX	4.29%	+0.04
5	BATE	0.01%	-0.01
6	CHIX	0.01%	-0.02

Volume Trend



Market Share Trend



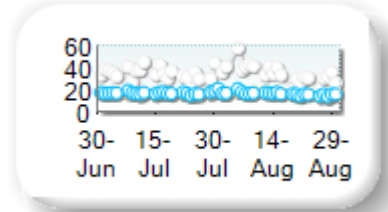
Market share is based on on-book value traded during continuous trading. The share is calculated by averaging over all stocks in the index. The current value shown is for last week and the change is relative to the previous week.

Spreads

At touch

Rank	Venue	Spread (bps)	Change
1	XMAD	16.36	-0.50
2	AQEU	16.85	-0.74
3	CEUX	16.88	-0.39
4	TQEX	35.29	-1.67

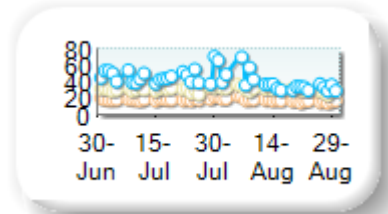
Monthly Spread Trend



25k EUR deal

Rank	Venue	Spread (bps)	Change
1	XMAD	18.42	-0.98
2	CEUX	31.51	-0.24
3	AQEU	40.12	-7.93

Monthly Spread Trend




Spreads measure the bid to offer spread of the best visible orders in the book. The result is averaged over the stocks in the index and is based on measurements of the order books every 30 seconds. The value for the spread is quoted in basis points (0.01%).

Book Depths

10BPS Depth (top of book)

Rank	Venue	Depth (1K EUR)	Change
1	XMAD	76.6	+11.9
2	AQEU	18.9	+5.2
3	CEUX	17.6	-0.5
4	TQEX	3.4	+0.2

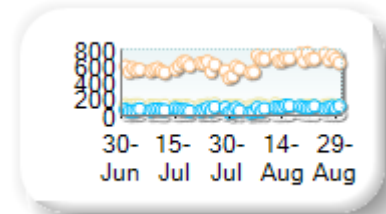
Monthly Depth Trend



50BPS Depth (deeper into book)

Rank	Venue	Depth (1K EUR)	Change
1	XMAD	681.5	+99.9
2	CEUX	130.1	+1.2
3	AQEU	98.9	+22.9
4	TQEX	25.6	+1.3

Monthly Depth Trend



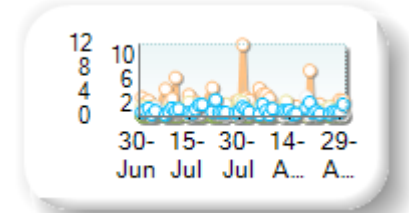
Market depth measures the amount of visible liquidity (bids and offers) in the order book within 10 or 50 BPS of mid price. The result is averaged over the stocks in the index and is based on measurements of the order book every 30 seconds. This is quoted in '000s of EUR.

Best Prices

At touch

Rank	Venue	Best Price (%)	Change
1	XMAD	2.36	+0.63
2	AQEU	0.86	-0.21
3	CEUX	0.85	-0.62
4	TQEX	0.47	-0.18
5	CHIX	0.00	+0.00
6	BATE	0.00	+0.00

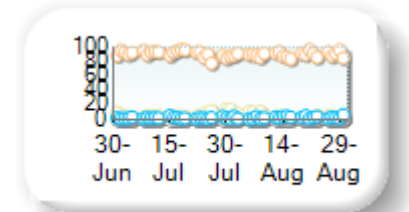
Best Prices Trend



25k EUR deal

Rank	Venue	Best Price (%)	Change
1	XMAD	89.05	-1.26
2	CEUX	3.88	-1.66
3	AQEU	2.04	+0.71
4	TQEX	0.09	+0.05
5	CHIX	0.00	+0.00
6	BATE	0.00	+0.00

Best Prices Trend

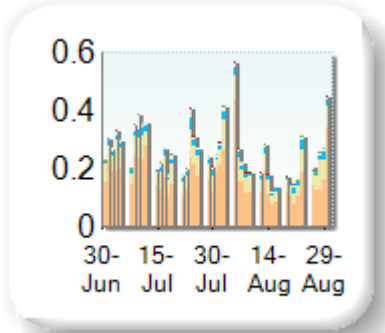


Best Price % measures how often each venue posts an absolute best price (no ties) for stocks. The result is averaged over the stocks in the index and is based on measurements of the order book every 5 seconds.

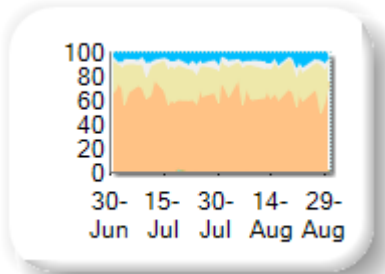
Market Share

Rank	Venue	Market Share	Change
1	XMAD	65.06%	+0.63
2	CEUX	23.81%	+0.51
3	AQEU	6.64%	+0.24
4	TQEX	4.24%	-1.18
5	TRQX	0.16%	-0.19
6	BATE	0.07%	-0.01
7	CHIX	0.03%	+0.01

Volume Trend



Market Share Trend



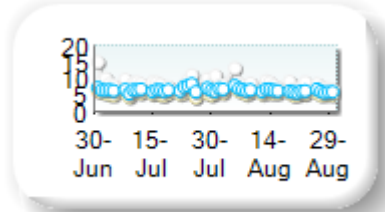
Market share is based on on-book value traded during continuous trading. The share is calculated by averaging over all stocks in the index. The current value shown is for last week and the change is relative to the previous week.

Spreads

At touch

Rank	Venue	Spread (bps)	Change
1	CEUX	5.74	-0.01
2	XMAD	6.13	+0.05
3	AQEU	6.61	-0.23
4	TQEX	8.24	-0.84

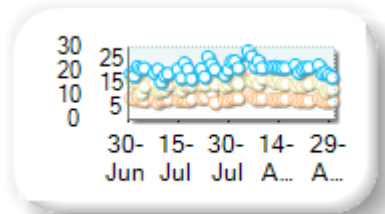
Monthly Spread Trend



25k EUR deal

Rank	Venue	Spread (bps)	Change
1	XMAD	8.22	-0.19
2	CEUX	15.13	+0.69
3	AQEU	21.53	+1.60
4	TQEX	58.91	+4.82

Monthly Spread Trend



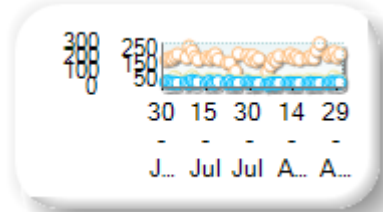
Spreads measure the bid to offer spread of the best visible orders in the book. The result is averaged over the stocks in the index and is based on measurements of the order books every 30 seconds. The value for the spread is quoted in basis points (0.01%).

Book Depths

10BPS Depth (top of book)

Rank	Venue	Depth (1K EUR)	Change
1	XMAD	204.0	+9.2
2	CEUX	45.4	-3.1
3	AQEU	27.6	-4.3
4	TQEX	11.8	-1.5

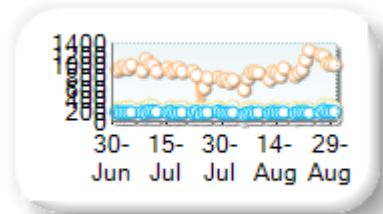
Monthly Depth Trend



50BPS Depth (deeper into book)

Rank	Venue	Depth (1K EUR)	Change
1	XMAD	918.4	+45.3
2	CEUX	245.3	-2.9
3	AQEU	163.3	-3.3
4	TQEX	68.7	-2.3

Monthly Depth Trend



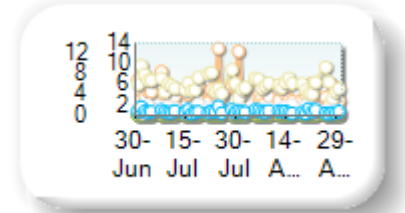
Market depth measures the amount of visible liquidity (bids and offers) in the order book within 10 or 50 BPS of mid price. The result is averaged over the stocks in the index and is based on measurements of the order book every 30 seconds. This is quoted in '000s of EUR.

Best Prices

At touch

Rank	Venue	Best Price (%)	Change
1	CEUX	5.70	-0.67
2	XMAD	3.78	-2.49
3	TQEX	1.08	-0.05
4	AQEU	0.59	-0.08
5	CHIX	0.00	+0.00
6	TRQX	0.00	+0.00
7	BATE	0.00	-0.01


Best Prices Trend



25k EUR deal

Rank	Venue	Best Price (%)	Change
1	XMAD	91.42	+3.01
2	CEUX	7.39	-2.21
3	AQEU	0.36	-0.45
4	TQEX	0.10	-0.03
5	CHIX	0.00	+0.00
6	TRQX	0.00	+0.00
7	BATE	0.00	+0.00

Best Prices Trend

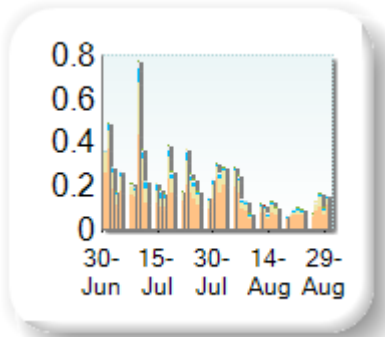


Best Price % measures how often each venue posts an absolute best price (no ties) for stocks. The result is averaged over the stocks in the index and is based on measurements of the order book every 5 seconds.

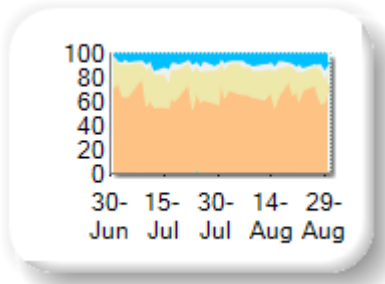
Market Share

Rank	Venue	Market Share	Change
1	XMAD	64.92%	+1.83
2	CEUX	22.76%	-1.92
3	AQEU	7.98%	+0.49
4	TQEX	4.14%	-0.15
5	CHIX	0.08%	+0.00
6	BATE	0.07%	+0.01
7	TRQX	0.05%	-0.26
8	AQXE	0.00%	0.00

Volume Trend



Market Share Trend



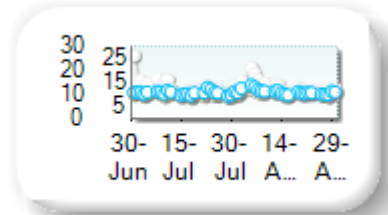
Market share is based on on-book value traded during continuous trading. The share is calculated by averaging over all stocks in the index. The current value shown is for last week and the change is relative to the previous week.

Spreads

At touch

Rank	Venue	Spread (bps)	Change
1	CEUX	10.30	+0.39
2	XMAD	10.64	+0.53
3	AQEU	10.83	+0.36
4	TQEX	12.93	-0.08

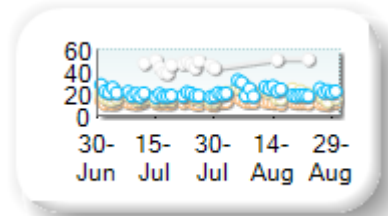
Monthly Spread Trend



25k EUR deal

Rank	Venue	Spread (bps)	Change
1	XMAD	12.89	+0.53
2	CEUX	20.33	+3.85
3	AQEU	22.78	+2.42
4	TQEX	64.84	+12.14

Monthly Spread Trend



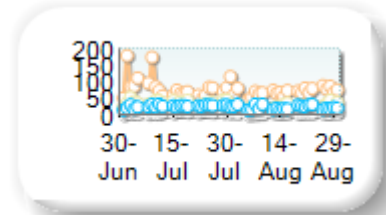
Spreads measure the bid to offer spread of the best visible orders in the book. The result is averaged over the stocks in the index and is based on measurements of the order books every 30 seconds. The value for the spread is quoted in basis points (0.01%).

Book Depths

10BPS Depth (top of book)

Rank	Venue	Depth (1K EUR)	Change
1	XMAD	71.1	-14.2
2	CEUX	27.2	-10.4
3	AQEU	23.5	-3.5
4	TQEX	7.8	-2.3


Monthly Depth Trend



50BPS Depth (deeper into book)

Rank	Venue	Depth (1K EUR)	Change
1	XMAD	1,271.9	-186.4
2	CEUX	202.0	-43.2
3	AQEU	171.3	-20.4
4	TQEX	58.8	-8.3

Monthly Depth Trend



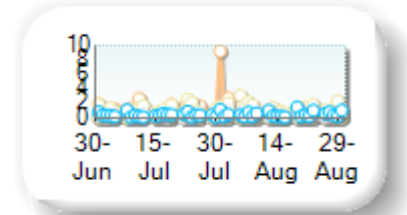
Market depth measures the amount of visible liquidity (bids and offers) in the order book within 10 or 50 BPS of mid price. The result is averaged over the stocks in the index and is based on measurements of the order book every 30 seconds. This is quoted in '000s of EUR.

Best Prices

At touch

Rank	Venue	Best Price (%)	Change
1	CEUX	1.26	+0.11
2	XMAD	0.84	-0.91
3	AQEU	0.43	-0.03
4	TQEX	0.39	0.00
5	CHIX	0.00	+0.00
6	TRQX	0.00	+0.00
7	BATE	0.00	0.00
8	AQXE	0.00	+0.00

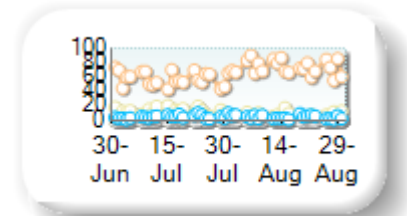
Best Prices Trend



25k EUR deal

Rank	Venue	Best Price (%)	Change
1	XMAD	72.78	+15.56
2	CEUX	6.41	-4.91
3	AQEU	3.87	-0.57
4	TQEX	0.31	-0.18
5	CHIX	0.00	+0.00
6	TRQX	0.00	+0.00
7	BATE	0.00	+0.00
8	AQXE	0.00	+0.00

Best Prices Trend

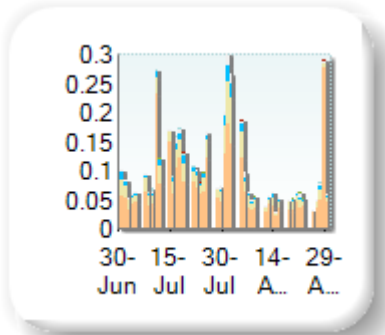


Best Price % measures how often each venue posts an absolute best price (no ties) for stocks. The result is averaged over the stocks in the index and is based on measurements of the order book every 5 seconds.

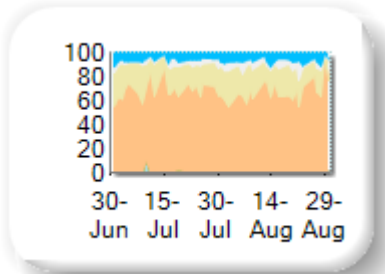
Market Share

Rank	Venue	Market Share	Change
1	XMAD	67.61%	-1.32
2	CEUX	20.15%	-0.28
3	AQEU	7.28%	+0.93
4	TQEX	4.94%	+1.12
5	TRQX	0.02%	-0.38
6	CHIX	0.01%	-0.02
7	BATE	0.00%	-0.05

Volume Trend



Market Share Trend



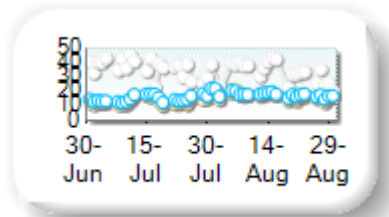
Market share is based on on-book value traded during continuous trading. The share is calculated by averaging over all stocks in the index. The current value shown is for last week and the change is relative to the previous week.

Spreads

At touch

Rank	Venue	Spread (bps)	Change
1	XMAD	16.53	+3.16
2	CEUX	17.44	+3.77
3	AQEU	17.70	+2.68
4	TQEX	34.47	-1.71

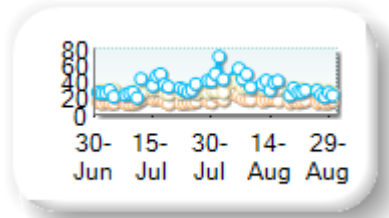
Monthly Spread Trend



25k EUR deal

Rank	Venue	Spread (bps)	Change
1	XMAD	19.01	+2.07
2	CEUX	32.76	+3.74
3	AQEU	38.13	+4.29

Monthly Spread Trend




Spreads measure the bid to offer spread of the best visible orders in the book. The result is averaged over the stocks in the index and is based on measurements of the order books every 30 seconds. The value for the spread is quoted in basis points (0.01%).

Book Depths

10BPS Depth (top of book)

Rank	Venue	Depth (1K EUR)	Change
1	XMAD	76.8	+23.8
2	AQEU	22.2	+6.6
3	CEUX	15.9	-0.6
4	TQEX	3.4	+0.9

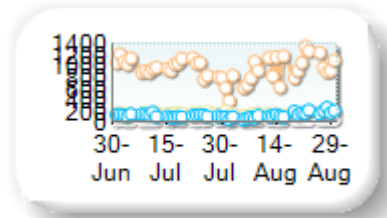
Monthly Depth Trend



50BPS Depth (deeper into book)

Rank	Venue	Depth (1K EUR)	Change
1	XMAD	930.3	-26.4
2	CEUX	136.3	-15.7
3	AQEU	123.9	+16.9
4	TQEX	24.9	+1.7

Monthly Depth Trend



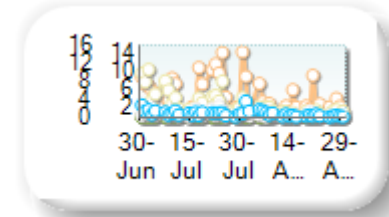
Market depth measures the amount of visible liquidity (bids and offers) in the order book within 10 or 50 BPS of mid price. The result is averaged over the stocks in the index and is based on measurements of the order book every 30 seconds. This is quoted in '000s of EUR.

Best Prices

At touch

Rank	Venue	Best Price (%)	Change
1	XMAD	3.15	-3.94
2	CEUX	1.30	-2.99
3	AQEU	0.61	-0.23
4	TQEX	0.37	-0.36
5	BATE	0.02	+0.03
6	CHIX	0.00	+0.00
7	TRQX	0.00	+0.00

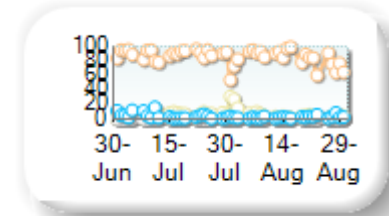
Best Prices Trend



25k EUR deal

Rank	Venue	Best Price (%)	Change
1	XMAD	83.02	-4.55
2	CEUX	5.00	-0.92
3	AQEU	1.78	-1.90
4	TQEX	0.01	-0.05
5	CHIX	0.00	+0.00
6	TRQX	0.00	+0.00
7	BATE	0.00	+0.00

Best Prices Trend

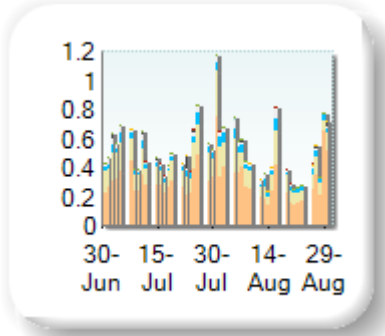


Best Price % measures how often each venue posts an absolute best price (no ties) for stocks. The result is averaged over the stocks in the index and is based on measurements of the order book every 5 seconds.

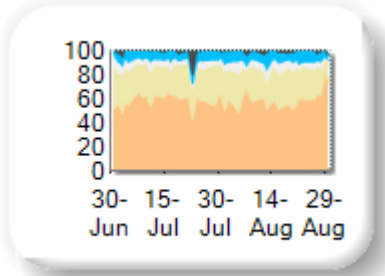
Market Share

Rank	Venue	Market Share	Change
1	XMAD	59.82%	+2.01
2	CEUX	24.56%	-2.66
3	AQEU	8.11%	+0.93
4	TQEX	5.89%	+0.14
5	XPOS	1.39%	-0.25
6	ENXT	0.08%	-0.06
7	TRQX	0.07%	-0.12
8	BATE	0.07%	+0.05
9	CHIX	0.01%	-0.03

Volume Trend



Market Share Trend




Market share is based on on-book value traded during continuous trading. The share is calculated by averaging over all stocks in the index. The current value shown is for last week and the change is relative to the previous week.

Spreads

At touch

Rank	Venue	Spread (bps)	Change
1	CEUX	8.63	-0.02
2	XMAD	8.77	0.00
3	AQEU	9.01	-0.20
4	TQEX	9.58	-0.38
5	ENXT	31.15	-0.16

Monthly Spread Trend



25k EUR deal

Rank	Venue	Spread (bps)	Change
1	XMAD	9.66	-0.05
2	CEUX	11.48	+0.49
3	AQEU	13.85	+1.49
4	TQEX	27.22	+3.32
5	ENXT	33.41	-0.25

Monthly Spread Trend



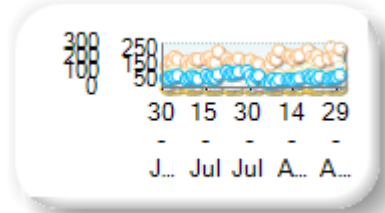
Spreads measure the bid to offer spread of the best visible orders in the book. The result is averaged over the stocks in the index and is based on measurements of the order books every 30 seconds. The value for the spread is quoted in basis points (0.01%).

Book Depths

10BPS Depth (top of book)

Rank	Venue	Depth (1K EUR)	Change
1	XMAD	201.0	+23.9
2	CEUX	80.8	-3.7
3	AQEU	59.4	-16.0
4	TQEX	28.9	+0.3
5	ENXT	1.9	+0.1

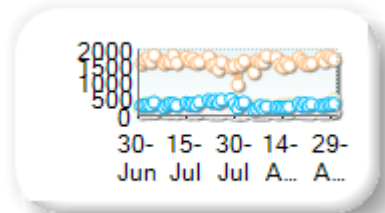
Monthly Depth Trend



50BPS Depth (deeper into book)

Rank	Venue	Depth (1K EUR)	Change
1	XMAD	1,658.0	+26.3
2	CEUX	340.2	-27.7
3	AQEU	311.0	-69.2
4	ENXT	176.3	-17.3
5	TQEX	105.8	-6.8

Monthly Depth Trend



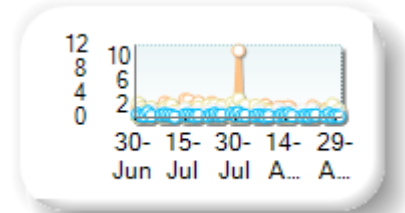
Market depth measures the amount of visible liquidity (bids and offers) in the order book within 10 or 50 BPS of mid price. The result is averaged over the stocks in the index and is based on measurements of the order book every 30 seconds. This is quoted in '000s of EUR.

Best Prices

At touch

Rank	Venue	Best Price (%)	Change
1	XMAD	1.27	-0.90
2	CEUX	1.13	-0.72
3	TQEX	0.63	-0.02
4	AQEU	0.22	-0.13
5	CHIX	0.00	+0.00
6	TRQX	0.00	+0.00
7	BATE	0.00	0.00

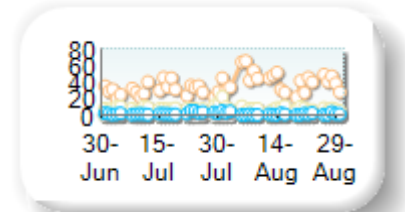
Best Prices Trend



25k EUR deal

Rank	Venue	Best Price (%)	Change
1	XMAD	42.25	+10.12
2	CEUX	8.02	-1.12
3	AQEU	1.91	-0.82
4	TQEX	0.82	+0.06
5	CHIX	0.00	+0.00
6	TRQX	0.00	+0.00
7	BATE	0.00	+0.00

Best Prices Trend

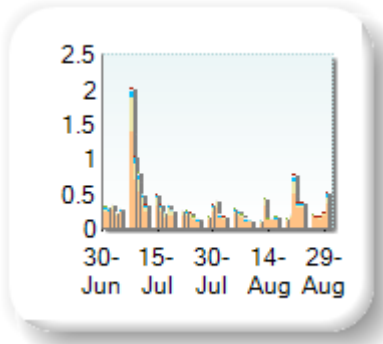


Best Price % measures how often each venue posts an absolute best price (no ties) for stocks. The result is averaged over the stocks in the index and is based on measurements of the order book every 5 seconds.

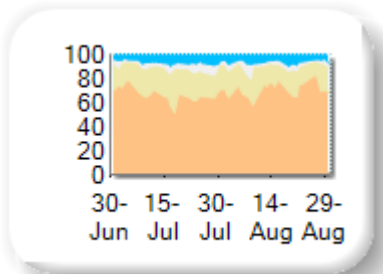
Market Share

Rank	Venue	Market Share	Change
1	XMAD	69.96%	+3.44
2	CEUX	18.95%	-3.80
3	AQEU	6.68%	+0.15
4	TQEX	4.18%	+0.14
5	BATE	0.09%	+0.04
6	CHIX	0.09%	+0.07
7	TRQX	0.06%	-0.05

Volume Trend



Market Share Trend




Market share is based on on-book value traded during continuous trading. The share is calculated by averaging over all stocks in the index. The current value shown is for last week and the change is relative to the previous week.

Spreads

At touch

Rank	Venue	Spread (bps)	Change
1	XMAD	10.29	-0.97
2	CEUX	11.88	+0.44
3	AQEU	21.40	+2.63
4	TQEX	41.65	-4.80

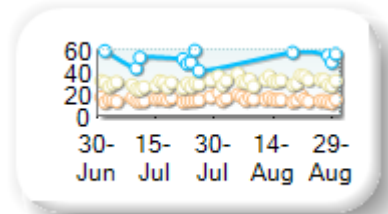
Monthly Spread Trend



25k EUR deal

Rank	Venue	Spread (bps)	Change
1	XMAD	15.32	-2.14
2	CEUX	32.28	+3.03
3	AQEU	79.48	+10.79
4	TQEX	233.80	-28.37

Monthly Spread Trend




Spreads measure the bid to offer spread of the best visible orders in the book. The result is averaged over the stocks in the index and is based on measurements of the order books every 30 seconds. The value for the spread is quoted in basis points (0.01%).

Book Depths

10BPS Depth (top of book)

Rank	Venue	Depth (1K EUR)	Change
1	XMAD	73.3	-1.0
2	CEUX	12.4	-3.6
3	AQEU	7.0	-3.4
4	TQEX	1.7	-0.5


Monthly Depth Trend



50BPS Depth (deeper into book)

Rank	Venue	Depth (1K EUR)	Change
1	XMAD	383.5	+13.0
2	CEUX	168.3	+8.1
3	AQEU	50.4	-1.9
4	TQEX	35.0	+1.0

Monthly Depth Trend



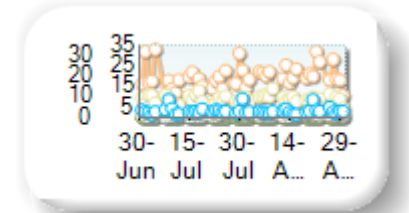
Market depth measures the amount of visible liquidity (bids and offers) in the order book within 10 or 50 BPS of mid price. The result is averaged over the stocks in the index and is based on measurements of the order book every 30 seconds. This is quoted in '000s of EUR.

Best Prices

At touch

Rank	Venue	Best Price (%)	Change
1	XMAD	20.05	+1.85
2	CEUX	8.82	+0.31
3	AQEU	2.77	-0.18
4	TQEX	1.22	+0.03
5	CHIX	0.00	+0.00
6	TRQX	0.00	+0.00
7	BATE	0.00	+0.00

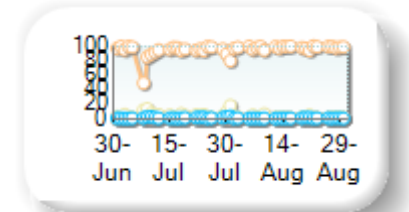
Best Prices Trend



25k EUR deal

Rank	Venue	Best Price (%)	Change
1	XMAD	97.73	+5.69
2	CEUX	1.78	-3.26
3	AQEU	0.26	-0.54
4	TQEX	0.03	0.00
5	CHIX	0.00	+0.00
6	TRQX	0.00	+0.00
7	BATE	0.00	+0.00

Best Prices Trend

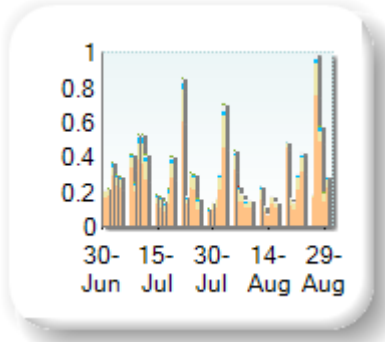


Best Price % measures how often each venue posts an absolute best price (no ties) for stocks. The result is averaged over the stocks in the index and is based on measurements of the order book every 5 seconds.

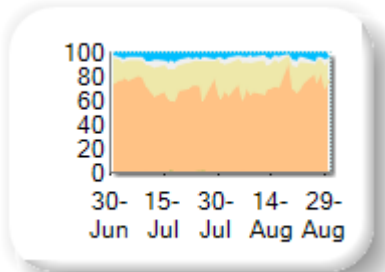
Market Share

Rank	Venue	Market Share	Change
1	XMAD	73.14%	+2.90
2	CEUX	19.60%	-1.02
3	TQEX	3.96%	+0.10
4	AQEU	3.28%	-1.54
5	TRQX	0.01%	-0.21
6	BATE	0.01%	-0.09
7	CHIX	0.00%	-0.14

Volume Trend



Market Share Trend




Market share is based on on-book value traded during continuous trading. The share is calculated by averaging over all stocks in the index. The current value shown is for last week and the change is relative to the previous week.

Spreads

At touch

Rank	Venue	Spread (bps)	Change
1	XMAD	8.82	-0.11
2	CEUX	9.40	-0.01
3	AQEU	9.77	+0.61
4	TQEX	13.26	-0.18

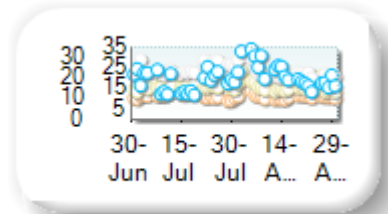
Monthly Spread Trend



25k EUR deal

Rank	Venue	Spread (bps)	Change
1	XMAD	11.13	+0.09
2	CEUX	15.51	+0.15
3	AQEU	21.82	+3.82
4	TQEX	24.30	+0.15

Monthly Spread Trend



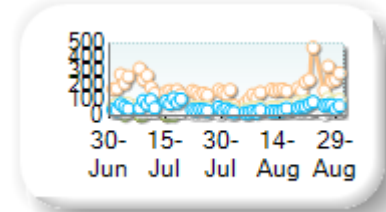
Spreads measure the bid to offer spread of the best visible orders in the book. The result is averaged over the stocks in the index and is based on measurements of the order books every 30 seconds. The value for the spread is quoted in basis points (0.01%).

Book Depths

10BPS Depth (top of book)

Rank	Venue	Depth (1K EUR)	Change
1	XMAD	193.9	+6.0
2	CEUX	67.9	+3.8
3	AQEU	42.9	-17.8
4	TQEX	24.3	+2.5

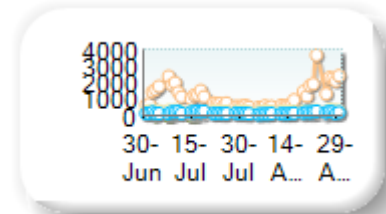
Monthly Depth Trend



50BPS Depth (deeper into book)

Rank	Venue	Depth (1K EUR)	Change
1	XMAD	1,287.9	+105.2
2	CEUX	291.7	-7.6
3	AQEU	184.0	-16.4
4	TQEX	113.1	-4.4

Monthly Depth Trend



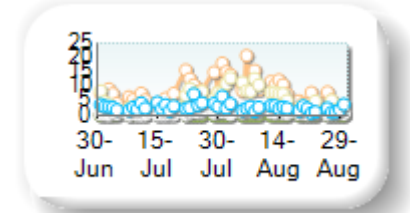
Market depth measures the amount of visible liquidity (bids and offers) in the order book within 10 or 50 BPS of mid price. The result is averaged over the stocks in the index and is based on measurements of the order book every 30 seconds. This is quoted in '000s of EUR.

Best Prices

At touch

Rank	Venue	Best Price (%)	Change
1	XMAD	8.63	-1.14
2	CEUX	6.14	+2.05
3	AQEU	2.19	-1.27
4	TQEX	0.79	+0.27
5	CHIX	0.00	-0.04
6	TRQX	0.00	+0.00
7	BATE	0.00	-0.16

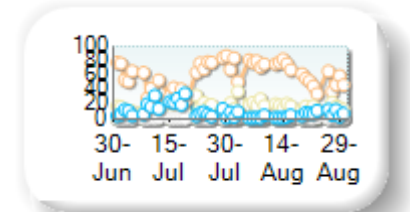
Best Prices Trend



25k EUR deal

Rank	Venue	Best Price (%)	Change
1	XMAD	63.28	+7.11
2	CEUX	17.15	+3.79
3	AQEU	4.54	-8.41
4	TQEX	0.72	+0.48
5	CHIX	0.00	+0.00
6	TRQX	0.00	+0.00
7	BATE	0.00	+0.00

Best Prices Trend

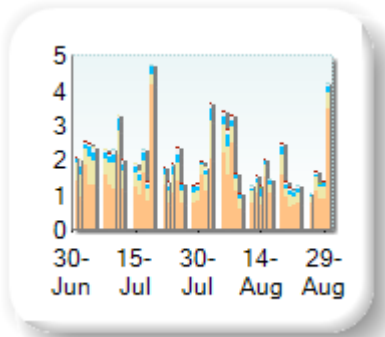


Best Price % measures how often each venue posts an absolute best price (no ties) for stocks. The result is averaged over the stocks in the index and is based on measurements of the order book every 5 seconds.

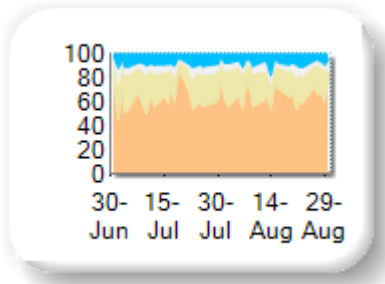
Market Share

Rank	Venue	Market Share	Change
1	XMAD	64.75%	+1.81
2	CEUX	21.92%	-0.64
3	AQEU	8.26%	-0.51
4	TQEX	4.93%	-0.57
5	BATE	0.08%	-0.02
6	TRQX	0.06%	-0.04
7	CHIX	0.01%	-0.03
8	AQXE	0.00%	0.00

Volume Trend



Market Share Trend




Market share is based on on-book value traded during continuous trading. The share is calculated by averaging over all stocks in the index. The current value shown is for last week and the change is relative to the previous week.

Spreads

At touch

Rank	Venue	Spread (bps)	Change
1	CEUX	5.43	+0.04
2	AQEU	5.50	-0.02
3	XMAD	5.53	+0.07
4	TQEX	5.75	-0.22


Monthly Spread Trend



25k EUR deal

Rank	Venue	Spread (bps)	Change
1	XMAD	6.01	+0.10
2	CEUX	6.07	+0.09
3	AQEU	6.43	+0.02
4	TQEX	12.09	+0.16

Monthly Spread Trend



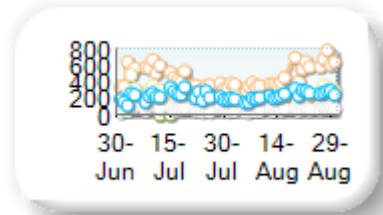
Spreads measure the bid to offer spread of the best visible orders in the book. The result is averaged over the stocks in the index and is based on measurements of the order books every 30 seconds. The value for the spread is quoted in basis points (0.01%).

Book Depths

10BPS Depth (top of book)

Rank	Venue	Depth (1K EUR)	Change
1	XMAD	486.7	+35.4
2	AQEU	239.5	+7.0
3	CEUX	235.9	-9.4
4	TQEX	66.9	-7.0

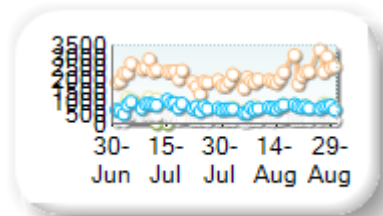
Monthly Depth Trend



50BPS Depth (deeper into book)

Rank	Venue	Depth (1K EUR)	Change
1	XMAD	2,206.7	+90.5
2	CEUX	732.8	-101.1
3	AQEU	700.1	-57.5
4	TQEX	179.8	-85.7

Monthly Depth Trend



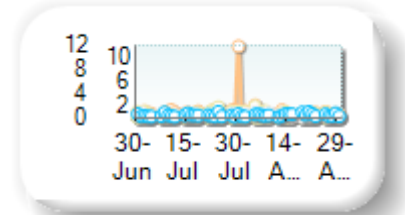
Market depth measures the amount of visible liquidity (bids and offers) in the order book within 10 or 50 BPS of mid price. The result is averaged over the stocks in the index and is based on measurements of the order book every 30 seconds. This is quoted in '000s of EUR.

Best Prices

At touch

Rank	Venue	Best Price (%)	Change
1	XMAD	0.75	-0.70
2	CEUX	0.68	+0.01
3	AQEU	0.42	0.00
4	TQEX	0.38	+0.02
5	BATE	0.01	-0.01
6	CHIX	0.00	+0.00
7	TRQX	0.00	+0.00
8	AQXE	0.00	+0.00

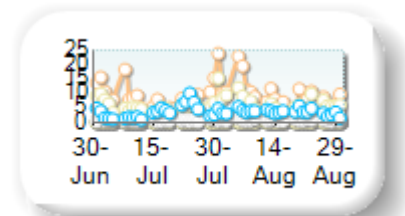
Best Prices Trend



25k EUR deal

Rank	Venue	Best Price (%)	Change
1	XMAD	9.37	+0.18
2	CEUX	6.10	+0.27
3	AQEU	3.49	-0.03
4	TQEX	0.78	+0.12
5	CHIX	0.00	+0.00
6	TRQX	0.00	+0.00
7	BATE	0.00	+0.00
8	AQXE	0.00	+0.00

Best Prices Trend

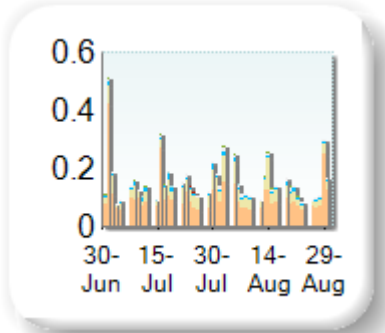


Best Price % measures how often each venue posts an absolute best price (no ties) for stocks. The result is averaged over the stocks in the index and is based on measurements of the order book every 5 seconds.

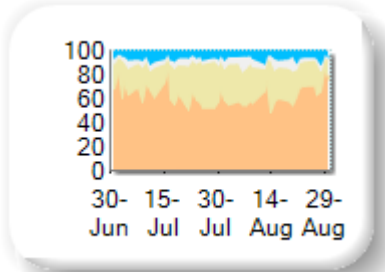
Market Share

Rank	Venue	Market Share	Change
1	XMAD	61.74%	-3.98
2	CEUX	26.35%	+2.38
3	AQEU	6.07%	+0.13
4	TQEX	5.77%	+1.50
5	TRQX	0.04%	+0.00
6	BATE	0.02%	0.00
7	CHIX	0.01%	-0.02

Volume Trend



Market Share Trend



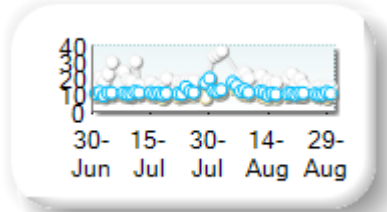
Market share is based on on-book value traded during continuous trading. The share is calculated by averaging over all stocks in the index. The current value shown is for last week and the change is relative to the previous week.

Spreads

At touch

Rank	Venue	Spread (bps)	Change
1	CEUX	10.74	-0.09
2	XMAD	10.94	+0.16
3	AQEU	12.22	-0.22
4	TQEX	23.32	+1.49

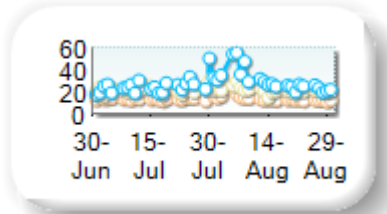
Monthly Spread Trend



25k EUR deal

Rank	Venue	Spread (bps)	Change
1	XMAD	14.34	-0.42
2	CEUX	21.97	-0.32
3	AQEU	30.47	+4.63
4	TQEX	213.55	+16.73

Monthly Spread Trend




Spreads measure the bid to offer spread of the best visible orders in the book. The result is averaged over the stocks in the index and is based on measurements of the order books every 30 seconds. The value for the spread is quoted in basis points (0.01%).

Book Depths

10BPS Depth (top of book)

Rank	Venue	Depth (1K EUR)	Change
1	XMAD	87.5	+27.4
2	CEUX	29.5	+5.1
3	AQEU	19.4	-1.4
4	TQEX	5.6	+1.3

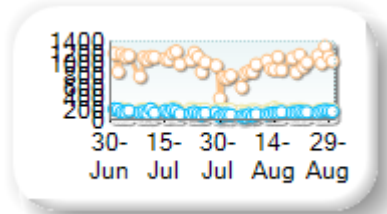
Monthly Depth Trend



50BPS Depth (deeper into book)

Rank	Venue	Depth (1K EUR)	Change
1	XMAD	960.8	-61.8
2	CEUX	176.0	-6.8
3	AQEU	116.4	-16.7
4	TQEX	32.3	-1.4

Monthly Depth Trend



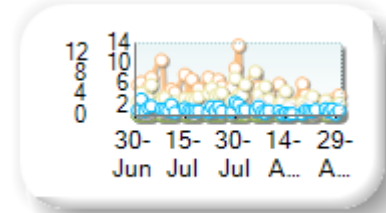
Market depth measures the amount of visible liquidity (bids and offers) in the order book within 10 or 50 BPS of mid price. The result is averaged over the stocks in the index and is based on measurements of the order book every 30 seconds. This is quoted in '000s of EUR.

Best Prices

At touch

Rank	Venue	Best Price (%)	Change
1	XMAD	3.51	-1.68
2	CEUX	3.01	-0.46
3	TQEX	0.82	+0.13
4	AQEU	0.67	-0.67
5	CHIX	0.00	+0.00
6	TRQX	0.00	+0.00
7	BATE	0.00	+0.00

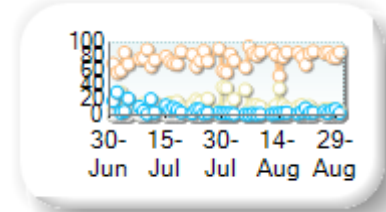
Best Prices Trend



25k EUR deal

Rank	Venue	Best Price (%)	Change
1	XMAD	80.87	+6.80
2	CEUX	12.40	-2.09
3	AQEU	2.32	-5.59
4	TQEX	0.11	-0.02
5	CHIX	0.00	+0.00
6	TRQX	0.00	+0.00
7	BATE	0.00	+0.00

Best Prices Trend

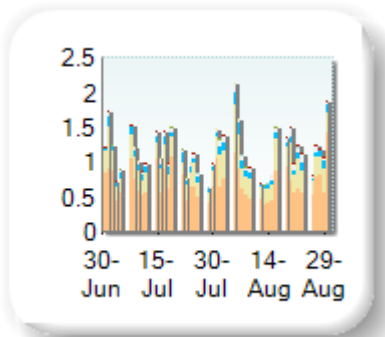


Best Price % measures how often each venue posts an absolute best price (no ties) for stocks. The result is averaged over the stocks in the index and is based on measurements of the order book every 5 seconds.

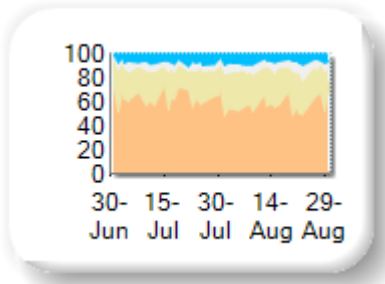
Market Share

Rank	Venue	Market Share	Change
1	XMAD	56.77%	-5.70
2	CEUX	28.66%	+3.90
3	AQEU	7.79%	+0.63
4	TQEX	6.48%	+1.26
5	TRQX	0.18%	-0.09
6	BATE	0.09%	+0.02
7	CHIX	0.02%	-0.01
8	AQXE	0.00%	0.00

Volume Trend



Market Share Trend




Market share is based on on-book value traded during continuous trading. The share is calculated by averaging over all stocks in the index. The current value shown is for last week and the change is relative to the previous week.

Spreads

At touch

Rank	Venue	Spread (bps)	Change
1	CEUX	3.92	-0.17
2	XMAD	4.27	-0.02
3	AQEU	4.52	-0.31
4	TQEX	4.91	-0.43

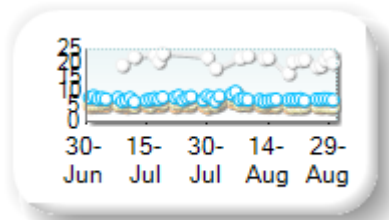
Monthly Spread Trend



25k EUR deal

Rank	Venue	Spread (bps)	Change
1	XMAD	5.30	-0.04
2	CEUX	5.94	-0.29
3	AQEU	7.62	-0.16
4	TQEX	23.17	-2.69

Monthly Spread Trend



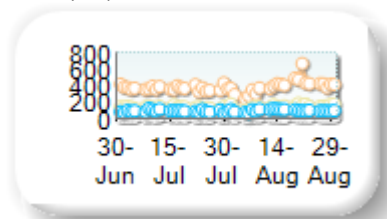
Spreads measure the bid to offer spread of the best visible orders in the book. The result is averaged over the stocks in the index and is based on measurements of the order books every 30 seconds. The value for the spread is quoted in basis points (0.01%).

Book Depths

10BPS Depth (top of book)

Rank	Venue	Depth (1K EUR)	Change
1	XMAD	404.9	+26.8
2	CEUX	155.7	+11.3
3	AQEU	104.8	+5.8
4	TQEX	34.6	-0.2

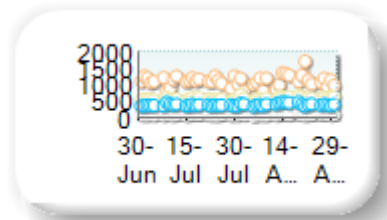
Monthly Depth Trend



50BPS Depth (deeper into book)

Rank	Venue	Depth (1K EUR)	Change
1	XMAD	1,138.4	+7.0
2	CEUX	612.4	+43.6
3	AQEU	420.7	+28.0
4	TQEX	121.7	+7.6

Monthly Depth Trend



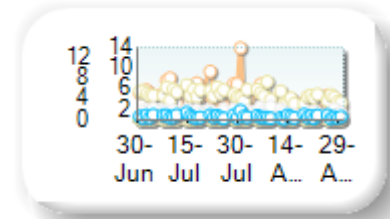
Market depth measures the amount of visible liquidity (bids and offers) in the order book within 10 or 50 BPS of mid price. The result is averaged over the stocks in the index and is based on measurements of the order book every 30 seconds. This is quoted in '000s of EUR.

Best Prices

At touch

Rank	Venue	Best Price (%)	Change
1	CEUX	4.31	-0.83
2	XMAD	3.25	-2.61
3	TQEX	1.40	-0.06
4	AQEU	0.47	-0.16
5	CHIX	0.00	+0.00
6	TRQX	0.00	+0.00
7	BATE	0.00	-0.01
8	AQXE	0.00	+0.00


Best Prices Trend



25k EUR deal

Rank	Venue	Best Price (%)	Change
1	XMAD	50.10	-5.84
2	CEUX	26.76	+3.44
3	AQEU	4.18	+0.37
4	TQEX	0.79	-0.04
5	CHIX	0.00	+0.00
6	TRQX	0.00	+0.00
7	BATE	0.00	+0.00
8	AQXE	0.00	+0.00

Best Prices Trend

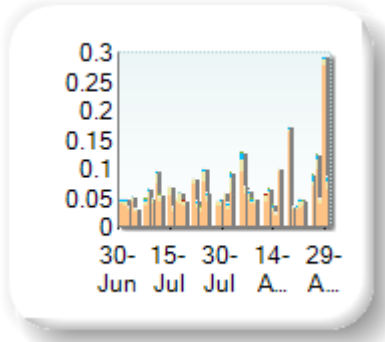


Best Price % measures how often each venue posts an absolute best price (no ties) for stocks. The result is averaged over the stocks in the index and is based on measurements of the order book every 5 seconds.

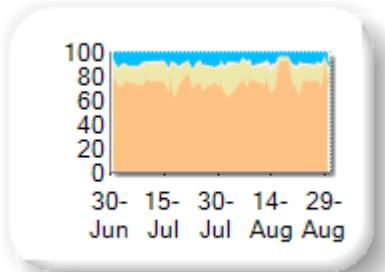
Market Share

Rank	Venue	Market Share	Change
1	XMAD	80.10%	+5.47
2	CEUX	11.65%	-3.09
3	AQEU	6.00%	-2.09
4	TQEX	2.18%	-0.25
5	TRQX	0.04%	-0.06
6	BATE	0.02%	+0.02
7	CHIX	0.00%	+0.00

Volume Trend



Market Share Trend



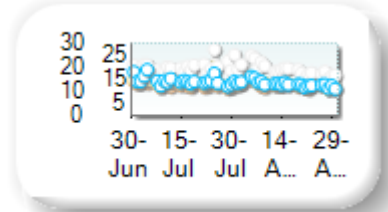
Market share is based on on-book value traded during continuous trading. The share is calculated by averaging over all stocks in the index. The current value shown is for last week and the change is relative to the previous week.

Spreads

At touch

Rank	Venue	Spread (bps)	Change
1	XMAD	12.19	-0.51
2	CEUX	12.76	-0.96
3	AQEU	12.86	-1.40
4	TQEX	18.69	-1.21

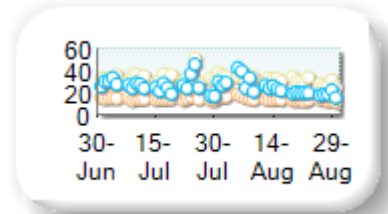
Monthly Spread Trend



25k EUR deal

Rank	Venue	Spread (bps)	Change
1	XMAD	14.84	-0.64
2	AQEU	24.67	-2.86
3	CEUX	32.11	-2.12

Monthly Spread Trend



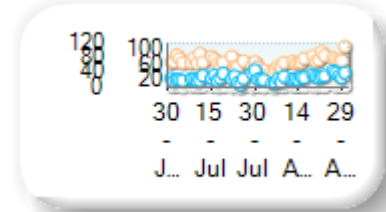
Spreads measure the bid to offer spread of the best visible orders in the book. The result is averaged over the stocks in the index and is based on measurements of the order books every 30 seconds. The value for the spread is quoted in basis points (0.01%).

Book Depths

10BPS Depth (top of book)

Rank	Venue	Depth (1K EUR)	Change
1	XMAD	69.1	+1.5
2	AQEU	26.1	+2.3
3	CEUX	17.7	+0.8
4	TQEX	3.7	+0.5

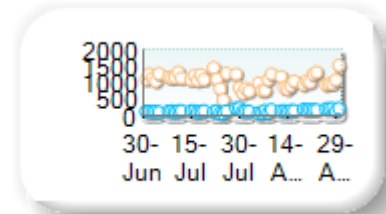
Monthly Depth Trend



50BPS Depth (deeper into book)

Rank	Venue	Depth (1K EUR)	Change
1	XMAD	1,030.3	-90.8
2	AQEU	171.7	+24.5
3	CEUX	101.9	+4.7
4	TQEX	30.3	+1.3

Monthly Depth Trend



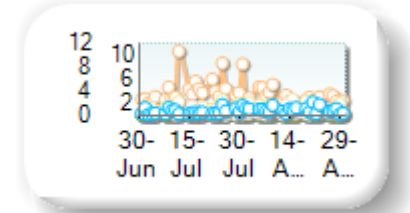
Market depth measures the amount of visible liquidity (bids and offers) in the order book within 10 or 50 BPS of mid price. The result is averaged over the stocks in the index and is based on measurements of the order book every 30 seconds. This is quoted in '000s of EUR.

Best Prices

At touch

Rank	Venue	Best Price (%)	Change
1	XMAD	2.89	-1.43
2	CEUX	1.20	-0.20
3	AQEU	0.87	+0.14
4	TQEX	0.38	+0.13
5	CHIX	0.00	+0.00
6	TRQX	0.00	+0.00
7	BATE	0.00	-0.02

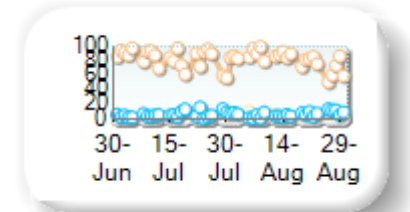
Best Prices Trend



25k EUR deal

Rank	Venue	Best Price (%)	Change
1	XMAD	80.77	-2.03
2	AQEU	5.67	+0.43
3	CEUX	1.94	-0.04
4	TQEX	0.02	-0.03
5	CHIX	0.00	+0.00
6	TRQX	0.00	+0.00
7	BATE	0.00	+0.00

Best Prices Trend

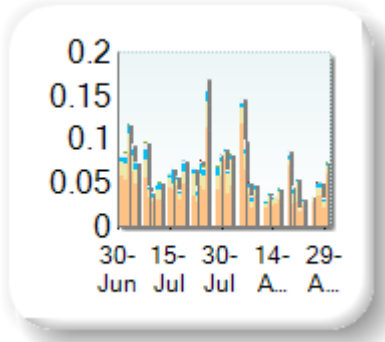


Best Price % measures how often each venue posts an absolute best price (no ties) for stocks. The result is averaged over the stocks in the index and is based on measurements of the order book every 5 seconds.

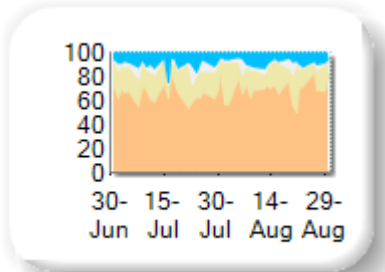
Market Share

Rank	Venue	Market Share	Change
1	XMAD	68.71%	+2.44
2	CEUX	19.36%	-0.03
3	AQEU	7.45%	-1.99
4	TQEX	4.45%	-0.24
5	CHIX	0.01%	-0.05
6	BATE	0.01%	+0.01
7	TRQX	0.01%	-0.13

Volume Trend



Market Share Trend



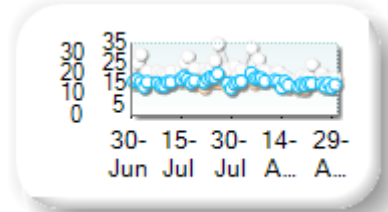
Market share is based on on-book value traded during continuous trading. The share is calculated by averaging over all stocks in the index. The current value shown is for last week and the change is relative to the previous week.

Spreads

At touch

Rank	Venue	Spread (bps)	Change
1	XMAD	14.73	-0.43
2	CEUX	15.64	-0.34
3	AQEU	15.68	-0.53
4	TQEX	20.62	-2.27

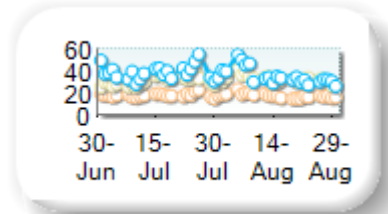
Monthly Spread Trend



25k EUR deal

Rank	Venue	Spread (bps)	Change
1	XMAD	17.83	-0.50
2	CEUX	32.91	+1.52
3	AQEU	35.76	-3.20

Monthly Spread Trend



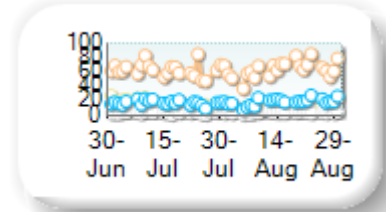
Spreads measure the bid to offer spread of the best visible orders in the book. The result is averaged over the stocks in the index and is based on measurements of the order books every 30 seconds. The value for the spread is quoted in basis points (0.01%).

Book Depths

10BPS Depth (top of book)

Rank	Venue	Depth (1K EUR)	Change
1	XMAD	63.2	+0.4
2	AQEU	18.3	+1.3
3	CEUX	13.8	-3.1
4	TQEX	3.9	+0.3

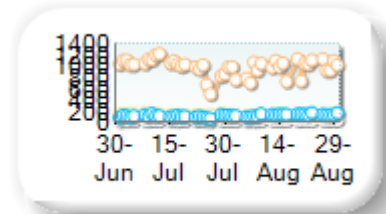
Monthly Depth Trend



50BPS Depth (deeper into book)

Rank	Venue	Depth (1K EUR)	Change
1	XMAD	953.4	-34.8
2	CEUX	126.7	-6.4
3	AQEU	122.5	+24.2
4	TQEX	31.6	+2.4

Monthly Depth Trend



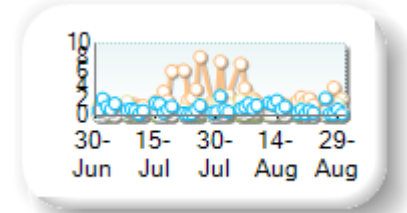
Market depth measures the amount of visible liquidity (bids and offers) in the order book within 10 or 50 BPS of mid price. The result is averaged over the stocks in the index and is based on measurements of the order book every 30 seconds. This is quoted in '000s of EUR.

Best Prices

At touch

Rank	Venue	Best Price (%)	Change
1	XMAD	2.21	-0.37
2	AQEU	0.88	+0.15
3	CEUX	0.75	-0.02
4	TQEX	0.57	+0.54
5	CHIX	0.00	+0.00
6	TRQX	0.00	+0.00
7	BATE	0.00	+0.00

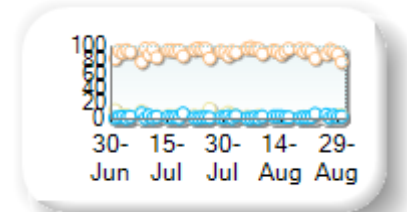
Best Prices Trend



25k EUR deal

Rank	Venue	Best Price (%)	Change
1	XMAD	91.86	+0.99
2	CEUX	2.41	-2.16
3	AQEU	2.25	+0.24
4	TQEX	0.01	+0.01
5	CHIX	0.00	+0.00
6	TRQX	0.00	+0.00
7	BATE	0.00	+0.00

Best Prices Trend

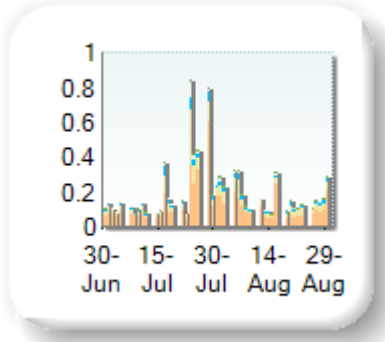


Best Price % measures how often each venue posts an absolute best price (no ties) for stocks. The result is averaged over the stocks in the index and is based on measurements of the order book every 5 seconds.

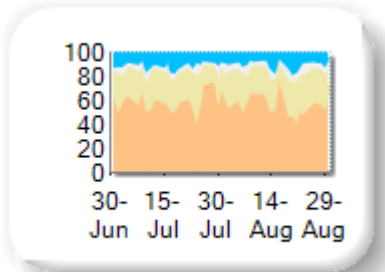
Market Share

Rank	Venue	Market Share	Change
1	XMAD	59.11%	+0.08
2	CEUX	25.49%	+0.48
3	AQEU	9.39%	-0.75
4	TQEX	5.80%	+0.33
5	TRQX	0.14%	+0.03
6	BATE	0.05%	-0.03
7	CHIX	0.03%	-0.13

Volume Trend



Market Share Trend




Market share is based on on-book value traded during continuous trading. The share is calculated by averaging over all stocks in the index. The current value shown is for last week and the change is relative to the previous week.

Spreads

At touch

Rank	Venue	Spread (bps)	Change
1	CEUX	14.43	-0.49
2	XMAD	14.62	-0.47
3	AQEU	14.75	-0.34
4	TQEX	18.92	-7.19

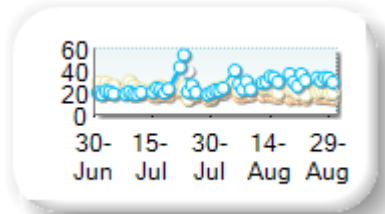
Monthly Spread Trend



25k EUR deal

Rank	Venue	Spread (bps)	Change
1	XMAD	17.78	-1.24
2	CEUX	23.14	-0.76
3	AQEU	30.93	+7.16

Monthly Spread Trend



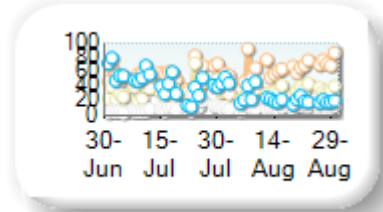
Spreads measure the bid to offer spread of the best visible orders in the book. The result is averaged over the stocks in the index and is based on measurements of the order books every 30 seconds. The value for the spread is quoted in basis points (0.01%).

Book Depths

10BPS Depth (top of book)

Rank	Venue	Depth (1K EUR)	Change
1	XMAD	64.5	+8.9
2	CEUX	32.5	-1.3
3	AQEU	24.4	-20.9
4	TQEX	10.0	+1.6

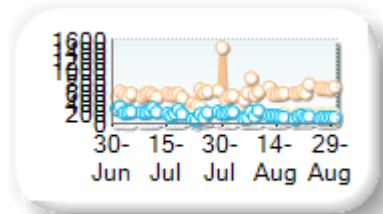
Monthly Depth Trend



50BPS Depth (deeper into book)

Rank	Venue	Depth (1K EUR)	Change
1	XMAD	624.1	+34.5
2	CEUX	166.8	-0.1
3	AQEU	147.9	-59.7
4	TQEX	42.7	+5.7

Monthly Depth Trend



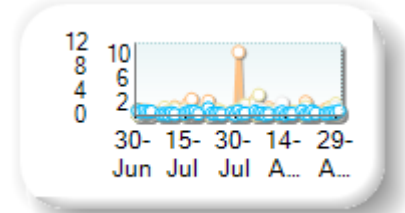
Market depth measures the amount of visible liquidity (bids and offers) in the order book within 10 or 50 BPS of mid price. The result is averaged over the stocks in the index and is based on measurements of the order book every 30 seconds. This is quoted in '000s of EUR.

Best Prices

At touch

Rank	Venue	Best Price (%)	Change
1	CEUX	0.98	+0.37
2	XMAD	0.81	-0.46
3	TQEX	0.52	+0.25
4	AQEU	0.30	-0.20
5	CHIX	0.00	+0.00
6	TRQX	0.00	+0.00
7	BATE	0.00	0.00

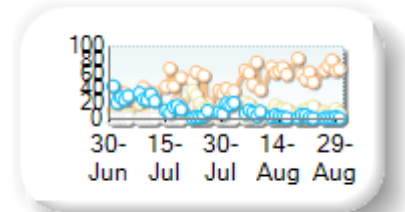
Best Prices Trend



25k EUR deal

Rank	Venue	Best Price (%)	Change
1	XMAD	61.62	+25.93
2	CEUX	11.75	+0.24
3	AQEU	4.92	-13.10
4	TQEX	0.70	+0.51
5	CHIX	0.00	+0.00
6	TRQX	0.00	+0.00
7	BATE	0.00	+0.00

Best Prices Trend

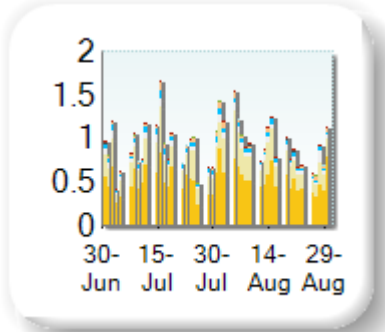


Best Price % measures how often each venue posts an absolute best price (no ties) for stocks. The result is averaged over the stocks in the index and is based on measurements of the order book every 5 seconds.

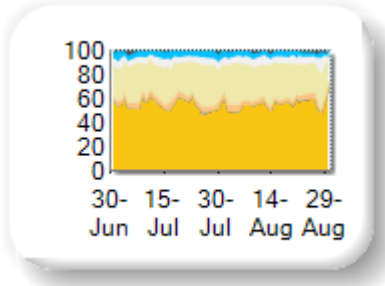
Market Share

Rank	Venue	Market Share	Change
1	ENXT	55.60%	+0.35
2	CEUX	28.65%	+0.41
3	TQEX	6.42%	+0.41
4	AQEU	4.25%	-0.94
5	XMAD	4.12%	-0.49
6	XPOS	0.67%	+0.21
7	TRQX	0.24%	+0.07
8	CHIX	0.04%	+0.03
9	BATE	0.02%	-0.05

Volume Trend



Market Share Trend



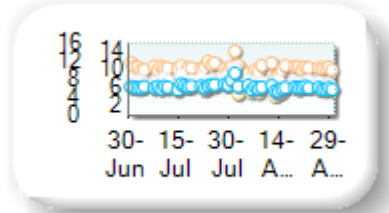
Market share is based on on-book value traded during continuous trading. The share is calculated by averaging over all stocks in the index. The current value shown is for last week and the change is relative to the previous week.

Spreads

At touch

Rank	Venue	Spread (bps)	Change
1	ENXT	5.57	-0.54
2	CEUX	5.66	-0.56
3	AQEU	6.10	-0.23
4	TQEX	6.91	-0.38
5	XMAD	10.27	-0.26

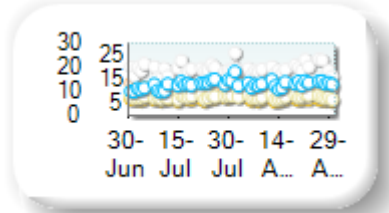
Monthly Spread Trend



25k EUR deal

Rank	Venue	Spread (bps)	Change
1	ENXT	6.54	-0.03
2	CEUX	7.66	+0.15
3	XMAD	12.25	-0.16
4	AQEU	13.11	+0.85
5	TQEX	19.35	+0.68

Monthly Spread Trend



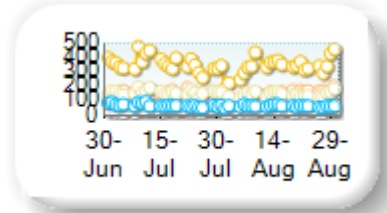
Spreads measure the bid to offer spread of the best visible orders in the book. The result is averaged over the stocks in the index and is based on measurements of the order books every 30 seconds. The value for the spread is quoted in basis points (0.01%).

Book Depths

10BPS Depth (top of book)

Rank	Venue	Depth (1K EUR)	Change
1	ENXT	334.0	-22.5
2	XMAD	147.7	-6.6
3	CEUX	139.8	-15.8
4	AQEU	61.2	-6.1
5	TQEX	29.8	-4.1


Monthly Depth Trend



50BPS Depth (deeper into book)

Rank	Venue	Depth (1K EUR)	Change
1	ENXT	2,235.1	-81.4
2	XMAD	937.6	-235.3
3	CEUX	638.7	-12.6
4	AQEU	383.0	-2.1
5	TQEX	236.6	-13.4

Monthly Depth Trend



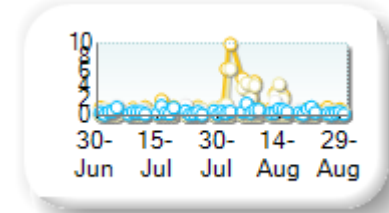
Market depth measures the amount of visible liquidity (bids and offers) in the order book within 10 or 50 BPS of mid price. The result is averaged over the stocks in the index and is based on measurements of the order book every 30 seconds. This is quoted in '000s of EUR.

Best Prices

At touch

Rank	Venue	Best Price (%)	Change
1	ENXT	2.30	+1.55
2	CEUX	1.69	+0.93
3	TQEX	0.62	+0.14
4	AQEU	0.48	+0.08
5	CHIX	0.00	0.00
6	TRQX	0.00	+0.00
7	BATE	0.00	-0.02

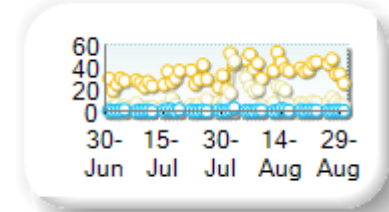
Best Prices Trend



25k EUR deal

Rank	Venue	Best Price (%)	Change
1	ENXT	41.40	+12.87
2	CEUX	14.73	+8.76
3	AQEU	1.19	+0.12
4	TQEX	0.43	+0.16
5	CHIX	0.00	+0.00
6	TRQX	0.00	+0.00
7	BATE	0.00	+0.00

Best Prices Trend

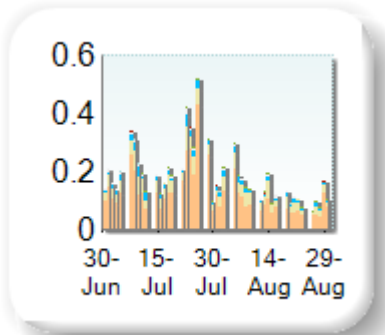


Best Price % measures how often each venue posts an absolute best price (no ties) for stocks. The result is averaged over the stocks in the index and is based on measurements of the order book every 5 seconds.

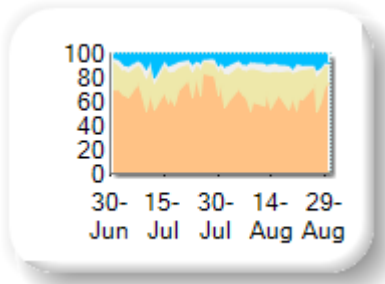
Market Share

Rank	Venue	Market Share	Change
1	XMAD	61.28%	-7.53
2	CEUX	24.50%	+5.50
3	AQEU	8.97%	+1.21
4	TQEX	5.19%	+0.85
5	TRQX	0.03%	-0.03
6	BATE	0.02%	+0.01
7	CHIX	0.02%	-0.01
8	AQXE	0.00%	0.00

Volume Trend



Market Share Trend



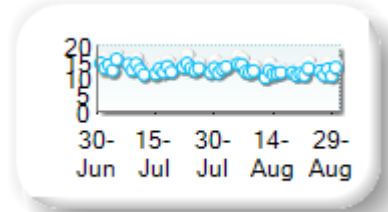
Market share is based on on-book value traded during continuous trading. The share is calculated by averaging over all stocks in the index. The current value shown is for last week and the change is relative to the previous week.

Spreads

At touch

Rank	Venue	Spread (bps)	Change
1	XMAD	12.32	-0.88
2	AQEU	12.36	-0.95
3	CEUX	12.56	-0.77
4	TQEX	14.06	-1.04


Monthly Spread Trend



25k EUR deal

Rank	Venue	Spread (bps)	Change
1	XMAD	14.85	-0.64
2	AQEU	18.67	-1.07
3	CEUX	19.76	-0.05
4	TQEX	51.43	+0.73

Monthly Spread Trend



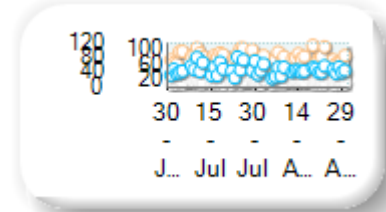
Spreads measure the bid to offer spread of the best visible orders in the book. The result is averaged over the stocks in the index and is based on measurements of the order books every 30 seconds. The value for the spread is quoted in basis points (0.01%).

Book Depths

10BPS Depth (top of book)

Rank	Venue	Depth (1K EUR)	Change
1	XMAD	78.6	-6.7
2	AQEU	44.7	-5.5
3	CEUX	34.1	-5.6
4	TQEX	13.0	-0.9

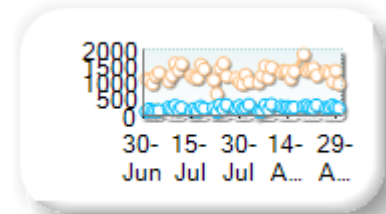
Monthly Depth Trend



50BPS Depth (deeper into book)

Rank	Venue	Depth (1K EUR)	Change
1	XMAD	1,308.8	+72.4
2	AQEU	268.0	+43.6
3	CEUX	193.9	-12.2
4	TQEX	71.6	-3.0

Monthly Depth Trend



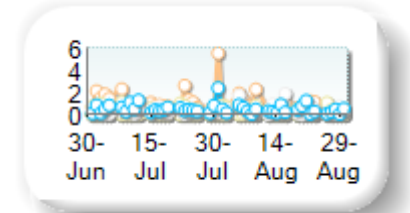
Market depth measures the amount of visible liquidity (bids and offers) in the order book within 10 or 50 BPS of mid price. The result is averaged over the stocks in the index and is based on measurements of the order book every 30 seconds. This is quoted in '000s of EUR.

Best Prices

At touch

Rank	Venue	Best Price (%)	Change
1	XMAD	0.78	-0.62
2	CEUX	0.48	-0.11
3	TQEX	0.45	+0.01
4	AQEU	0.41	-0.12
5	CHIX	0.00	+0.00
6	TRQX	0.00	+0.00
7	BATE	0.00	+0.00
8	AQXE	0.00	+0.00

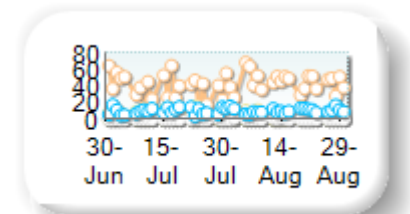
Best Prices Trend



25k EUR deal

Rank	Venue	Best Price (%)	Change
1	XMAD	45.37	+5.79
2	AQEU	10.33	+0.42
3	CEUX	5.54	-0.70
4	TQEX	0.55	+0.19
5	CHIX	0.00	+0.00
6	TRQX	0.00	+0.00
7	BATE	0.00	+0.00
8	AQXE	0.00	+0.00

Best Prices Trend

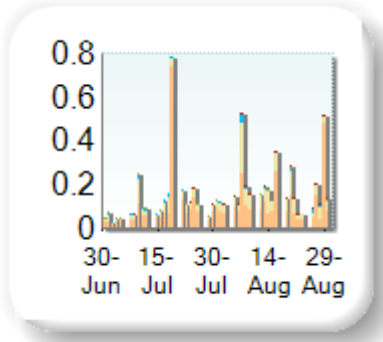


Best Price % measures how often each venue posts an absolute best price (no ties) for stocks. The result is averaged over the stocks in the index and is based on measurements of the order book every 5 seconds.

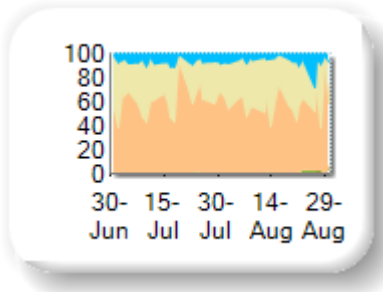
Market Share

Rank	Venue	Market Share	Change
1	XMAD	59.72%	-7.49
2	CEUX	33.10%	+6.89
3	AQEU	6.03%	-0.15
4	BATE	0.58%	+0.34
5	CHIX	0.56%	+0.41
6	AQXE	0.00%	+0.00

Volume Trend



Market Share Trend




Market share is based on on-book value traded during continuous trading. The share is calculated by averaging over all stocks in the index. The current value shown is for last week and the change is relative to the previous week.

Spreads

At touch

Rank	Venue	Spread (bps)	Change
1	XMAD	11.74	-3.03
2	CEUX	12.54	-4.02
3	AQEU	13.20	-16.15


Monthly Spread Trend



25k EUR deal

Rank	Venue	Spread (bps)	Change
1	XMAD	18.33	-6.24
2	CEUX	32.43	-24.59
3	AQEU	36.08	-1.74

Monthly Spread Trend




Spreads measure the bid to offer spread of the best visible orders in the book. The result is averaged over the stocks in the index and is based on measurements of the order books every 30 seconds. The value for the spread is quoted in basis points (0.01%).

Book Depths

10BPS Depth (top of book)

Rank	Venue	Depth (1K EUR)	Change
1	XMAD	43.2	+7.9
2	CEUX	16.0	+1.8
3	AQEU	10.0	+3.8

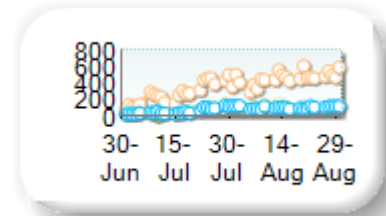
Monthly Depth Trend



50BPS Depth (deeper into book)

Rank	Venue	Depth (1K EUR)	Change
1	XMAD	467.0	+189.1
2	CEUX	110.5	+41.2
3	AQEU	104.8	+45.4

Monthly Depth Trend



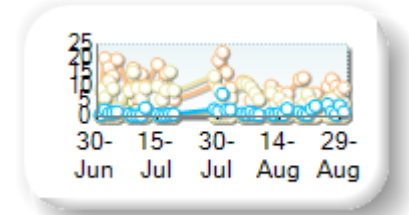
Market depth measures the amount of visible liquidity (bids and offers) in the order book within 10 or 50 BPS of mid price. The result is averaged over the stocks in the index and is based on measurements of the order book every 30 seconds. This is quoted in '000s of EUR.

Best Prices

At touch

Rank	Venue	Best Price (%)	Change
1	XMAD	9.28	-4.71
2	CEUX	5.79	-3.33
3	AQEU	1.47	+0.30
4	CHIX	0.00	+0.00
5	BATE	0.00	-0.77
6	AQXE	0.00	+0.00

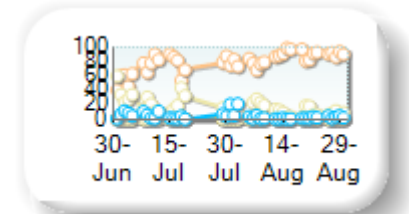
Best Prices Trend



25k EUR deal

Rank	Venue	Best Price (%)	Change
1	XMAD	85.83	+15.00
2	CEUX	11.36	-10.80
3	AQEU	2.60	-2.66
4	CHIX	0.00	+0.00
5	BATE	0.00	-0.13
6	AQXE	0.00	+0.00

Best Prices Trend

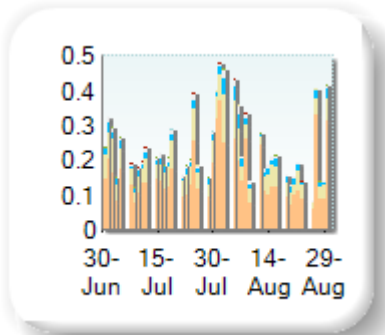


Best Price % measures how often each venue posts an absolute best price (no ties) for stocks. The result is averaged over the stocks in the index and is based on measurements of the order book every 5 seconds.

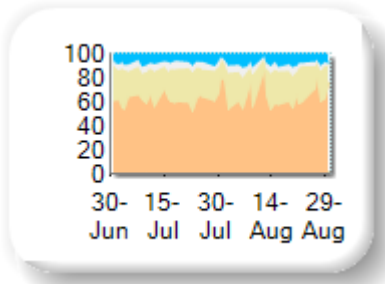
Market Share

Rank	Venue	Market Share	Change
1	XMAD	65.49%	+3.24
2	CEUX	22.13%	-3.22
3	AQEU	7.87%	+0.88
4	TQEX	4.45%	-0.79
5	TRQX	0.05%	-0.08
6	CHIX	0.01%	-0.01
7	BATE	0.01%	-0.02
8	AQXE	0.00%	0.00

Volume Trend



Market Share Trend



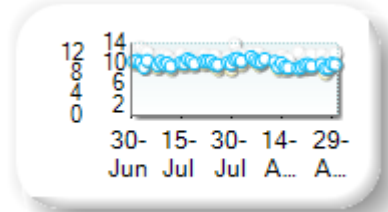
Market share is based on on-book value traded during continuous trading. The share is calculated by averaging over all stocks in the index. The current value shown is for last week and the change is relative to the previous week.

Spreads

At touch

Rank	Venue	Spread (bps)	Change
1	CEUX	9.51	-0.18
2	AQEU	9.89	-0.23
3	XMAD	9.94	-0.16
4	TQEX	11.28	-0.16


Monthly Spread Trend



25k EUR deal

Rank	Venue	Spread (bps)	Change
1	XMAD	11.86	-0.25
2	CEUX	16.06	+0.92
3	AQEU	19.48	-0.57
4	TQEX	52.00	+3.16

Monthly Spread Trend



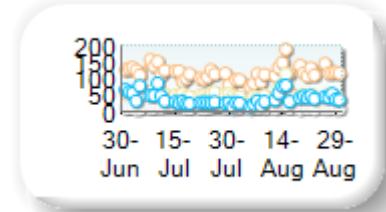
Spreads measure the bid to offer spread of the best visible orders in the book. The result is averaged over the stocks in the index and is based on measurements of the order books every 30 seconds. The value for the spread is quoted in basis points (0.01%).

Book Depths

10BPS Depth (top of book)

Rank	Venue	Depth (1K EUR)	Change
1	XMAD	119.6	+2.3
2	CEUX	52.8	-0.2
3	AQEU	41.6	+1.0
4	TQEX	14.1	-0.7

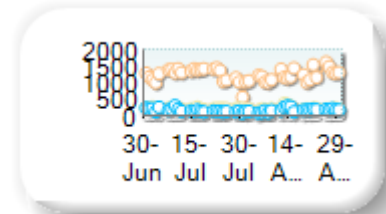
Monthly Depth Trend



50BPS Depth (deeper into book)

Rank	Venue	Depth (1K EUR)	Change
1	XMAD	1,244.0	-22.7
2	CEUX	234.4	-3.2
3	AQEU	185.8	+10.4
4	TQEX	70.0	-3.3

Monthly Depth Trend



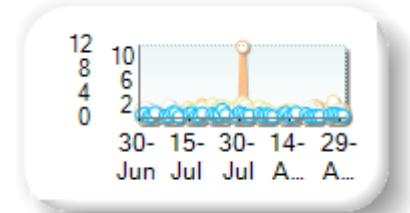
Market depth measures the amount of visible liquidity (bids and offers) in the order book within 10 or 50 BPS of mid price. The result is averaged over the stocks in the index and is based on measurements of the order book every 30 seconds. This is quoted in '000s of EUR.

Best Prices

At touch

Rank	Venue	Best Price (%)	Change
1	CEUX	1.11	-0.09
2	XMAD	0.92	-0.69
3	TQEX	0.57	0.00
4	AQEU	0.41	-0.11
5	CHIX	0.00	+0.00
6	TRQX	0.00	+0.00
7	BATE	0.00	+0.00
8	AQXE	0.00	+0.00

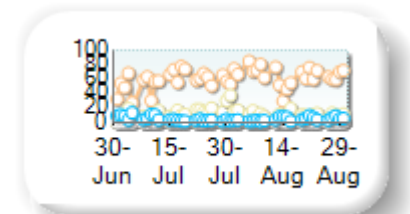
Best Prices Trend



25k EUR deal

Rank	Venue	Best Price (%)	Change
1	XMAD	64.40	+7.72
2	CEUX	10.00	-3.13
3	AQEU	3.97	-0.41
4	TQEX	0.34	-0.36
5	CHIX	0.00	+0.00
6	TRQX	0.00	+0.00
7	BATE	0.00	+0.00
8	AQXE	0.00	+0.00

Best Prices Trend

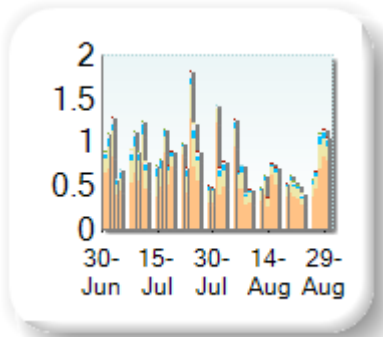


Best Price % measures how often each venue posts an absolute best price (no ties) for stocks. The result is averaged over the stocks in the index and is based on measurements of the order book every 5 seconds.

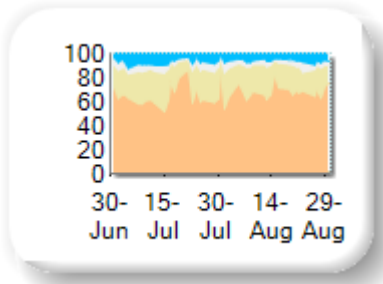
Market Share

Rank	Venue	Market Share	Change
1	XMAD	67.47%	+1.70
2	CEUX	21.46%	-0.48
3	AQEU	6.53%	-0.54
4	TQEX	4.31%	-0.54
5	TRQX	0.10%	-0.12
6	BATE	0.07%	+0.01
7	CHIX	0.05%	-0.02
8	AQXE	0.00%	+0.00

Volume Trend



Market Share Trend



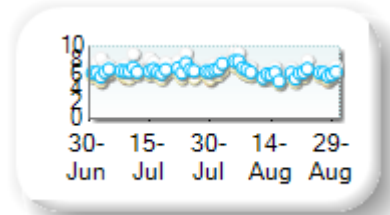
Market share is based on on-book value traded during continuous trading. The share is calculated by averaging over all stocks in the index. The current value shown is for last week and the change is relative to the previous week.

Spreads

At touch

Rank	Venue	Spread (bps)	Change
1	CEUX	5.92	+0.01
2	XMAD	6.08	+0.03
3	AQEU	6.39	-0.13
4	TQEX	7.03	-0.39


Monthly Spread Trend



25k EUR deal

Rank	Venue	Spread (bps)	Change
1	XMAD	7.27	+0.02
2	CEUX	9.86	+0.76
3	AQEU	12.89	+2.89
4	TQEX	35.13	+3.59

Monthly Spread Trend



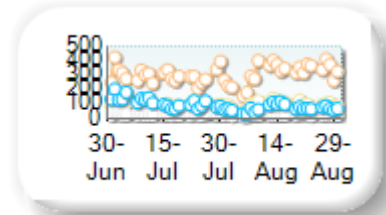
Spreads measure the bid to offer spread of the best visible orders in the book. The result is averaged over the stocks in the index and is based on measurements of the order books every 30 seconds. The value for the spread is quoted in basis points (0.01%).

Book Depths

10BPS Depth (top of book)

Rank	Venue	Depth (1K EUR)	Change
1	XMAD	314.2	+20.4
2	CEUX	93.7	-2.5
3	AQEU	68.5	-37.9
4	TQEX	23.9	-1.6

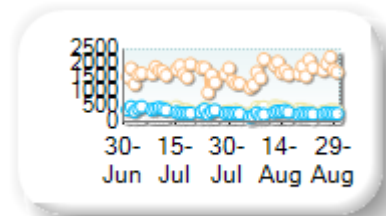
Monthly Depth Trend



50BPS Depth (deeper into book)

Rank	Venue	Depth (1K EUR)	Change
1	XMAD	1,715.5	+78.9
2	CEUX	389.2	-0.5
3	AQEU	254.7	-91.6
4	TQEX	103.4	-1.9

Monthly Depth Trend



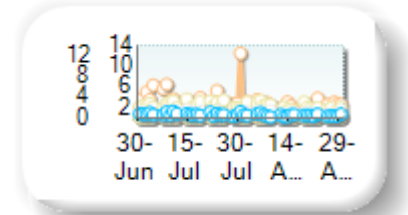
Market depth measures the amount of visible liquidity (bids and offers) in the order book within 10 or 50 BPS of mid price. The result is averaged over the stocks in the index and is based on measurements of the order book every 30 seconds. This is quoted in '000s of EUR.

Best Prices

At touch

Rank	Venue	Best Price (%)	Change
1	XMAD	2.40	-0.67
2	CEUX	1.92	-0.43
3	TQEX	0.69	-0.02
4	AQEU	0.39	-0.19
5	CHIX	0.00	+0.00
6	TRQX	0.00	+0.00
7	BATE	0.00	-0.01
8	AQXE	0.00	+0.00

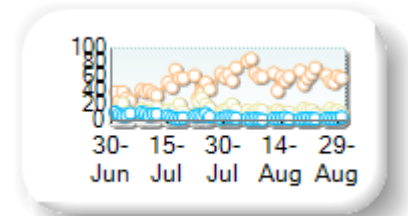
Best Prices Trend



25k EUR deal

Rank	Venue	Best Price (%)	Change
1	XMAD	61.68	+16.11
2	CEUX	12.48	-2.99
3	AQEU	2.03	-4.03
4	TQEX	0.64	+0.00
5	CHIX	0.00	+0.00
6	TRQX	0.00	+0.00
7	BATE	0.00	+0.00
8	AQXE	0.00	+0.00

Best Prices Trend

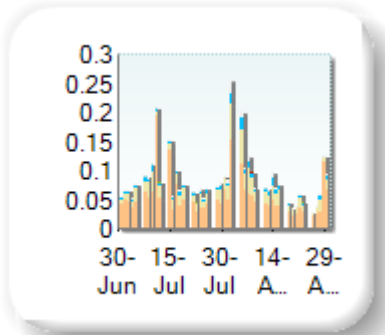


Best Price % measures how often each venue posts an absolute best price (no ties) for stocks. The result is averaged over the stocks in the index and is based on measurements of the order book every 5 seconds.

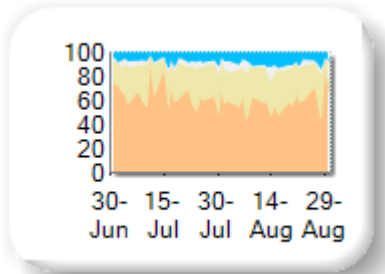
Market Share

Rank	Venue	Market Share	Change
1	XMAD	59.35%	-8.87
2	CEUX	27.08%	+4.67
3	AQEU	8.43%	+2.48
4	TQEX	5.12%	+1.75
5	CHIX	0.01%	+0.01
6	BATE	0.01%	-0.01
7	TRQX	0.01%	-0.04

Volume Trend



Market Share Trend



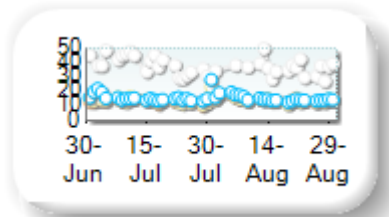
Market share is based on on-book value traded during continuous trading. The share is calculated by averaging over all stocks in the index. The current value shown is for last week and the change is relative to the previous week.

Spreads

At touch

Rank	Venue	Spread (bps)	Change
1	CEUX	13.95	+0.06
2	XMAD	14.11	+0.91
3	AQEU	14.79	-0.95
4	TQEX	40.18	-0.86


Monthly Spread Trend



25k EUR deal

Rank	Venue	Spread (bps)	Change
1	XMAD	19.17	+0.91
2	CEUX	37.63	-2.44
3	AQEU	39.88	+2.33

Monthly Spread Trend



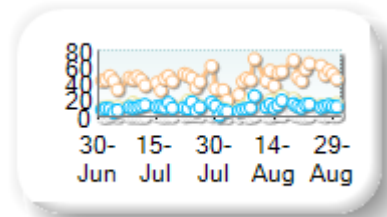
Spreads measure the bid to offer spread of the best visible orders in the book. The result is averaged over the stocks in the index and is based on measurements of the order books every 30 seconds. The value for the spread is quoted in basis points (0.01%).

Book Depths

10BPS Depth (top of book)

Rank	Venue	Depth (1K EUR)	Change
1	XMAD	49.6	+6.1
2	CEUX	16.5	+3.3
3	AQEU	13.2	+1.7
4	TQEX	1.8	+0.2

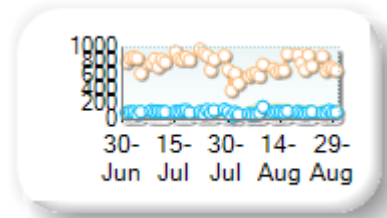
Monthly Depth Trend



50BPS Depth (deeper into book)

Rank	Venue	Depth (1K EUR)	Change
1	XMAD	703.8	-93.5
2	CEUX	107.6	+11.8
3	AQEU	90.6	-6.6
4	TQEX	20.1	-1.0

Monthly Depth Trend



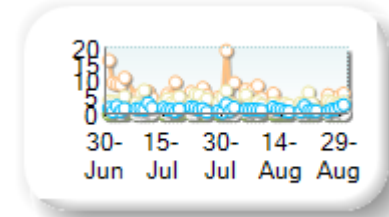
Market depth measures the amount of visible liquidity (bids and offers) in the order book within 10 or 50 BPS of mid price. The result is averaged over the stocks in the index and is based on measurements of the order book every 30 seconds. This is quoted in '000s of EUR.

Best Prices

At touch

Rank	Venue	Best Price (%)	Change
1	XMAD	4.42	-1.25
2	CEUX	3.31	-1.38
3	AQEU	1.43	+0.09
4	TQEX	0.64	-0.02
5	CHIX	0.00	+0.00
6	TRQX	0.00	+0.00
7	BATE	0.00	+0.00

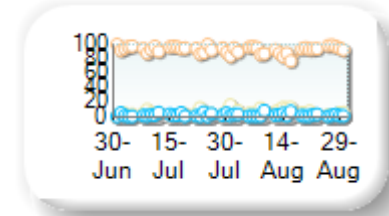
Best Prices Trend



25k EUR deal

Rank	Venue	Best Price (%)	Change
1	XMAD	91.34	-1.51
2	CEUX	5.67	+1.44
3	AQEU	2.03	-0.02
4	TQEX	0.00	0.00
5	CHIX	0.00	+0.00
6	TRQX	0.00	+0.00
7	BATE	0.00	+0.00

Best Prices Trend

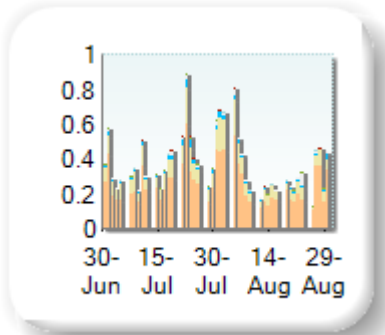


Best Price % measures how often each venue posts an absolute best price (no ties) for stocks. The result is averaged over the stocks in the index and is based on measurements of the order book every 5 seconds.

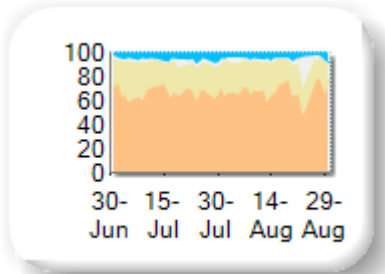
Market Share

Rank	Venue	Market Share	Change
1	XMAD	68.25%	+0.71
2	CEUX	23.54%	-0.44
3	AQEU	4.31%	-0.95
4	TQEX	3.80%	+0.69
5	TRQX	0.05%	+0.01
6	BATE	0.03%	-0.02
7	CHIX	0.02%	+0.00

Volume Trend



Market Share Trend



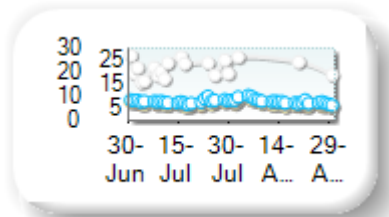
Market share is based on on-book value traded during continuous trading. The share is calculated by averaging over all stocks in the index. The current value shown is for last week and the change is relative to the previous week.

Spreads

At touch

Rank	Venue	Spread (bps)	Change
1	XMAD	6.72	-0.25
2	CEUX	6.87	-0.21
3	AQEU	7.76	-0.02
4	TQEX	35.33	+10.69

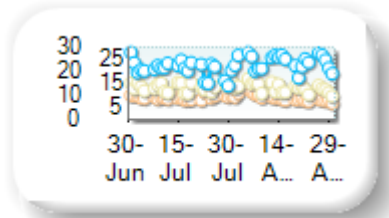
Monthly Spread Trend



25k EUR deal

Rank	Venue	Spread (bps)	Change
1	XMAD	8.77	-0.30
2	CEUX	12.84	-0.48
3	AQEU	23.62	+2.91
4	TQEX	76.18	+11.93

Monthly Spread Trend



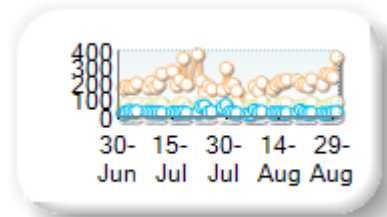
Spreads measure the bid to offer spread of the best visible orders in the book. The result is averaged over the stocks in the index and is based on measurements of the order books every 30 seconds. The value for the spread is quoted in basis points (0.01%).

Book Depths

10BPS Depth (top of book)

Rank	Venue	Depth (1K EUR)	Change
1	XMAD	206.6	-11.9
2	CEUX	74.2	+3.3
3	AQEU	27.9	-8.7
4	TQEX	2.5	-2.6

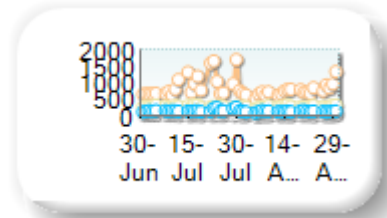
Monthly Depth Trend



50BPS Depth (deeper into book)

Rank	Venue	Depth (1K EUR)	Change
1	XMAD	776.9	-164.6
2	CEUX	290.7	-3.5
3	AQEU	140.3	-27.1
4	TQEX	42.5	-12.2

Monthly Depth Trend



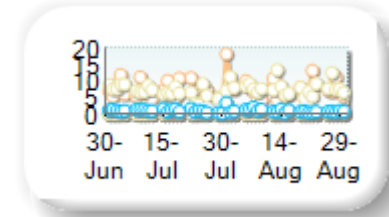
Market depth measures the amount of visible liquidity (bids and offers) in the order book within 10 or 50 BPS of mid price. The result is averaged over the stocks in the index and is based on measurements of the order book every 30 seconds. This is quoted in '000s of EUR.

Best Prices

At touch

Rank	Venue	Best Price (%)	Change
1	CEUX	8.06	-0.59
2	XMAD	7.45	+1.75
3	TQEX	1.00	-0.21
4	AQEU	0.94	-0.43
5	CHIX	0.00	+0.00
6	TRQX	0.00	+0.00
7	BATE	0.00	0.00

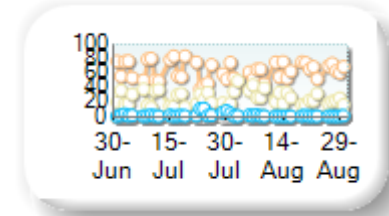
Best Prices Trend



25k EUR deal

Rank	Venue	Best Price (%)	Change
1	XMAD	62.44	-0.85
2	CEUX	26.87	+3.86
3	AQEU	0.50	-1.97
4	TQEX	0.01	-0.09
5	CHIX	0.00	+0.00
6	TRQX	0.00	+0.00
7	BATE	0.00	+0.00

Best Prices Trend

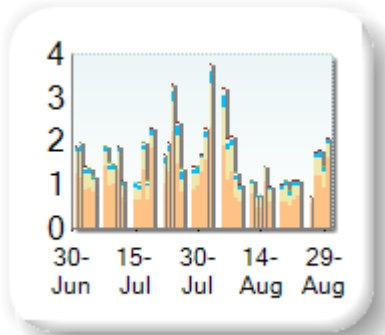


Best Price % measures how often each venue posts an absolute best price (no ties) for stocks. The result is averaged over the stocks in the index and is based on measurements of the order book every 5 seconds.

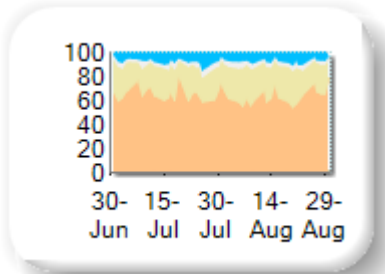
Market Share

Rank	Venue	Market Share	Change
1	XMAD	62.80%	-3.04
2	CEUX	26.16%	+3.07
3	AQEU	6.97%	+0.01
4	TQEX	3.87%	+0.12
5	TRQX	0.13%	-0.10
6	BATE	0.05%	-0.04
7	CHIX	0.02%	-0.01

Volume Trend



Market Share Trend



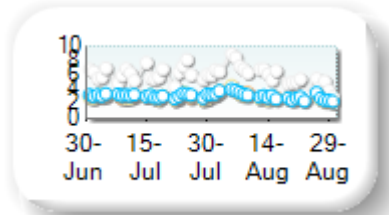
Market share is based on on-book value traded during continuous trading. The share is calculated by averaging over all stocks in the index. The current value shown is for last week and the change is relative to the previous week.

Spreads

At touch

Rank	Venue	Spread (bps)	Change
1	CEUX	2.86	-0.07
2	XMAD	3.00	+0.15
3	AQEU	3.00	-0.10
4	TQEX	5.75	-0.34

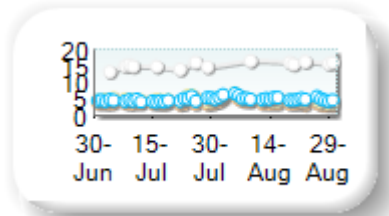
Monthly Spread Trend



25k EUR deal

Rank	Venue	Spread (bps)	Change
1	XMAD	4.17	+0.18
2	CEUX	4.91	-0.11
3	AQEU	5.41	+0.52
4	TQEX	18.74	+1.29

Monthly Spread Trend



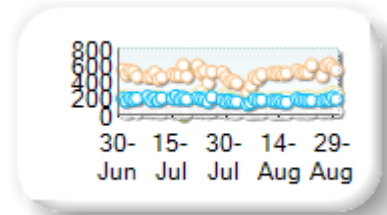
Spreads measure the bid to offer spread of the best visible orders in the book. The result is averaged over the stocks in the index and is based on measurements of the order books every 30 seconds. The value for the spread is quoted in basis points (0.01%).

Book Depths

10BPS Depth (top of book)

Rank	Venue	Depth (1K EUR)	Change
1	XMAD	498.1	-1.7
2	CEUX	214.3	-5.9
3	AQEU	176.2	-20.5
4	TQEX	38.5	-5.9

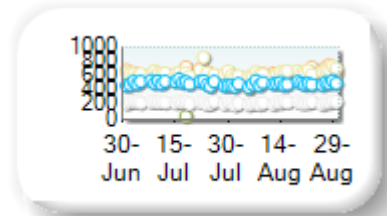
Monthly Depth Trend



50BPS Depth (deeper into book)

Rank	Venue	Depth (1K EUR)	Change
1	CEUX	639.4	+6.0
2	XMAD	612.6	+21.1
3	AQEU	486.4	-10.8
4	TQEX	223.7	-6.4

Monthly Depth Trend



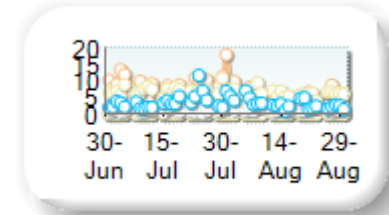
Market depth measures the amount of visible liquidity (bids and offers) in the order book within 10 or 50 BPS of mid price. The result is averaged over the stocks in the index and is based on measurements of the order book every 30 seconds. This is quoted in '000s of EUR.

Best Prices

At touch

Rank	Venue	Best Price (%)	Change
1	CEUX	6.34	-0.83
2	XMAD	6.13	-2.01
3	AQEU	3.13	-0.59
4	TQEX	1.47	+0.29
5	CHIX	0.00	+0.00
6	TRQX	0.00	+0.00
7	BATE	0.00	-0.01

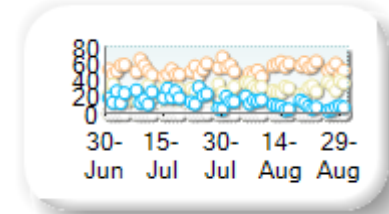
Best Prices Trend



25k EUR deal

Rank	Venue	Best Price (%)	Change
1	XMAD	54.87	+1.14
2	CEUX	31.14	+8.30
3	AQEU	10.56	-8.78
4	TQEX	0.15	-0.06
5	CHIX	0.00	+0.00
6	TRQX	0.00	+0.00
7	BATE	0.00	0.00

Best Prices Trend

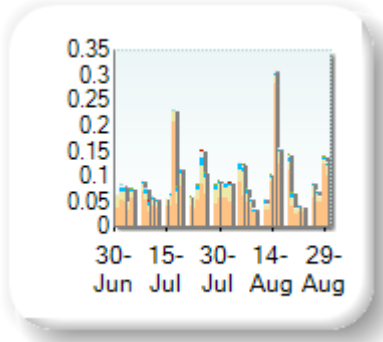


Best Price % measures how often each venue posts an absolute best price (no ties) for stocks. The result is averaged over the stocks in the index and is based on measurements of the order book every 5 seconds.

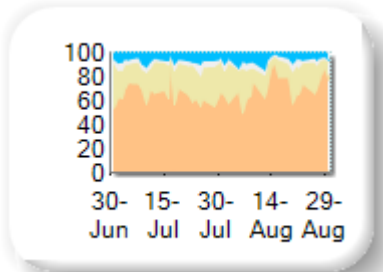
Market Share

Rank	Venue	Market Share	Change
1	XMAD	73.22%	+7.30
2	CEUX	17.27%	-5.80
3	AQEU	5.98%	-0.69
4	TQEX	3.52%	-0.69
5	TRQX	0.01%	-0.08
6	CHIX	0.01%	-0.01
7	BATE	0.00%	-0.04

Volume Trend



Market Share Trend



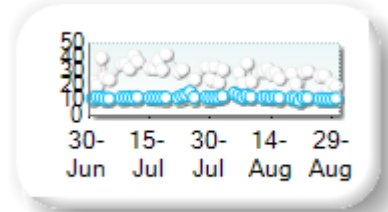
Market share is based on on-book value traded during continuous trading. The share is calculated by averaging over all stocks in the index. The current value shown is for last week and the change is relative to the previous week.

Spreads

At touch

Rank	Venue	Spread (bps)	Change
1	XMAD	11.59	+0.24
2	CEUX	11.92	+0.45
3	AQEU	12.14	-0.15
4	TQEX	27.48	-6.22

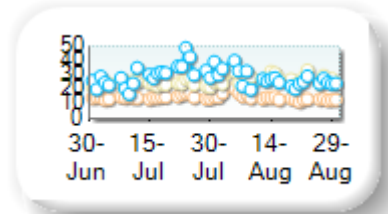
Monthly Spread Trend



25k EUR deal

Rank	Venue	Spread (bps)	Change
1	XMAD	14.05	-0.28
2	AQEU	26.54	-3.32
3	CEUX	27.09	+3.18

Monthly Spread Trend



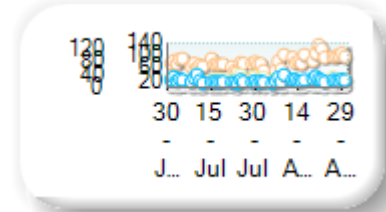
Spreads measure the bid to offer spread of the best visible orders in the book. The result is averaged over the stocks in the index and is based on measurements of the order books every 30 seconds. The value for the spread is quoted in basis points (0.01%).

Book Depths

10BPS Depth (top of book)

Rank	Venue	Depth (1K EUR)	Change
1	XMAD	86.9	+14.3
2	AQEU	22.7	+2.9
3	CEUX	21.3	-3.0
4	TQEX	4.1	+0.5

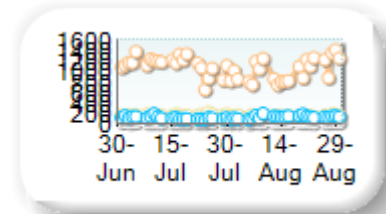
Monthly Depth Trend



50BPS Depth (deeper into book)

Rank	Venue	Depth (1K EUR)	Change
1	XMAD	1,030.0	-90.1
2	CEUX	154.7	-15.0
3	AQEU	131.8	+21.0
4	TQEX	25.4	+0.3

Monthly Depth Trend



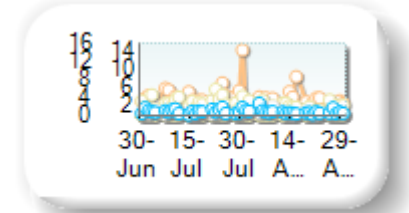
Market depth measures the amount of visible liquidity (bids and offers) in the order book within 10 or 50 BPS of mid price. The result is averaged over the stocks in the index and is based on measurements of the order book every 30 seconds. This is quoted in '000s of EUR.

Best Prices

At touch

Rank	Venue	Best Price (%)	Change
1	XMAD	3.15	-1.22
2	CEUX	1.88	-0.91
3	AQEU	0.68	-0.09
4	TQEX	0.64	+0.42
5	CHIX	0.00	+0.00
6	TRQX	0.00	+0.00
7	BATE	0.00	+0.00

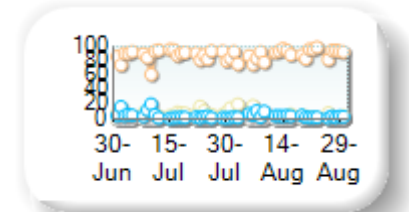
Best Prices Trend



25k EUR deal

Rank	Venue	Best Price (%)	Change
1	XMAD	88.72	+2.03
2	CEUX	4.11	-1.87
3	AQEU	3.30	-0.54
4	TQEX	0.02	+0.00
5	CHIX	0.00	+0.00
6	TRQX	0.00	+0.00
7	BATE	0.00	+0.00

Best Prices Trend

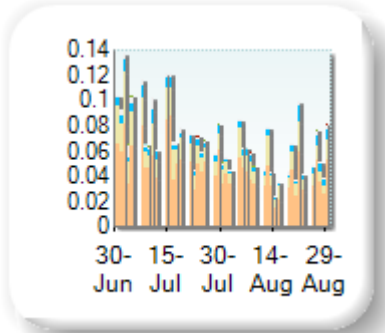


Best Price % measures how often each venue posts an absolute best price (no ties) for stocks. The result is averaged over the stocks in the index and is based on measurements of the order book every 5 seconds.

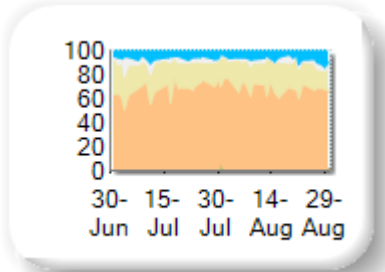
Market Share

Rank	Venue	Market Share	Change
1	XMAD	67.48%	+1.09
2	CEUX	21.18%	-1.08
3	AQEU	8.09%	+1.26
4	TQEX	3.17%	-1.16
5	CHIX	0.04%	+0.03
6	BATE	0.02%	0.00
7	TRQX	0.01%	-0.14

Volume Trend



Market Share Trend



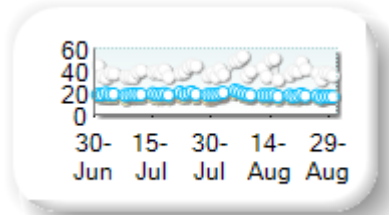
Market share is based on on-book value traded during continuous trading. The share is calculated by averaging over all stocks in the index. The current value shown is for last week and the change is relative to the previous week.

Spreads

At touch

Rank	Venue	Spread (bps)	Change
1	XMAD	17.31	+0.35
2	CEUX	17.46	+0.17
3	AQEU	18.49	-0.67
4	TQEX	41.68	+2.59

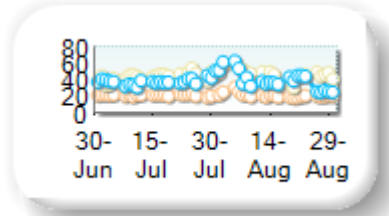
Monthly Spread Trend



25k EUR deal

Rank	Venue	Spread (bps)	Change
1	XMAD	21.89	-0.27
2	AQEU	39.99	+1.22
3	CEUX	46.80	+2.36

Monthly Spread Trend



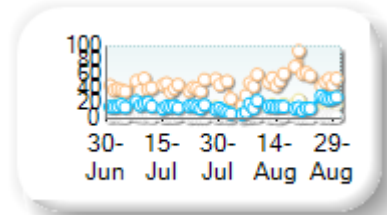
Spreads measure the bid to offer spread of the best visible orders in the book. The result is averaged over the stocks in the index and is based on measurements of the order books every 30 seconds. The value for the spread is quoted in basis points (0.01%).

Book Depths

10BPS Depth (top of book)

Rank	Venue	Depth (1K EUR)	Change
1	XMAD	51.5	+10.2
2	AQEU	16.5	+0.6
3	CEUX	12.8	-0.1
4	TQEX	1.6	-0.5


Monthly Depth Trend



50BPS Depth (deeper into book)

Rank	Venue	Depth (1K EUR)	Change
1	XMAD	746.8	+19.8
2	AQEU	107.5	+1.8
3	CEUX	88.9	-2.4
4	TQEX	20.7	-0.6

Monthly Depth Trend



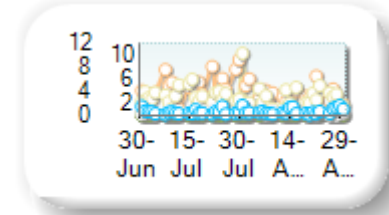
Market depth measures the amount of visible liquidity (bids and offers) in the order book within 10 or 50 BPS of mid price. The result is averaged over the stocks in the index and is based on measurements of the order book every 30 seconds. This is quoted in '000s of EUR.

Best Prices

At touch

Rank	Venue	Best Price (%)	Change
1	XMAD	3.18	-2.17
2	CEUX	2.55	-0.74
3	AQEU	0.57	-0.06
4	TQEX	0.30	-0.21
5	CHIX	0.00	+0.00
6	TRQX	0.00	+0.00
7	BATE	0.00	+0.00

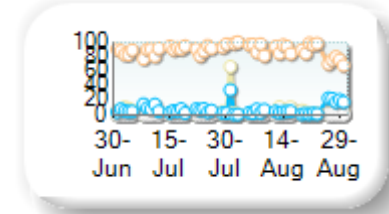
Best Prices Trend



25k EUR deal

Rank	Venue	Best Price (%)	Change
1	XMAD	88.01	-0.65
2	AQEU	6.38	-0.59
3	CEUX	2.10	-3.81
4	TQEX	0.01	-0.03
5	CHIX	0.00	+0.00
6	TRQX	0.00	+0.00
7	BATE	0.00	+0.00

Best Prices Trend

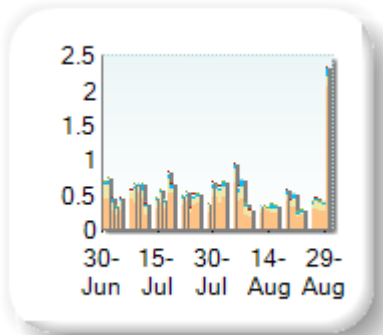


Best Price % measures how often each venue posts an absolute best price (no ties) for stocks. The result is averaged over the stocks in the index and is based on measurements of the order book every 5 seconds.

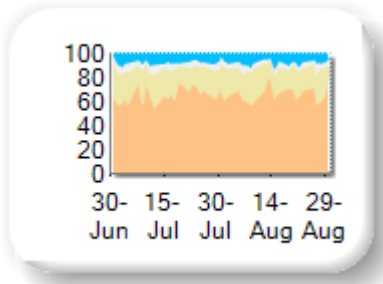
Market Share

Rank	Venue	Market Share	Change
1	XMAD	69.13%	+4.03
2	CEUX	19.06%	-2.67
3	AQEU	7.15%	-0.01
4	TQEX	4.16%	-1.26
5	TRQX	0.36%	-0.06
6	BATE	0.09%	-0.02
7	CHIX	0.05%	-0.01
8	AQXE	0.00%	+0.00

Volume Trend



Market Share Trend



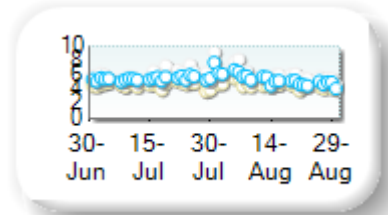
Market share is based on on-book value traded during continuous trading. The share is calculated by averaging over all stocks in the index. The current value shown is for last week and the change is relative to the previous week.

Spreads

At touch

Rank	Venue	Spread (bps)	Change
1	CEUX	4.53	-0.15
2	XMAD	4.83	+0.00
3	AQEU	5.26	-0.26
4	TQEX	5.82	-0.17

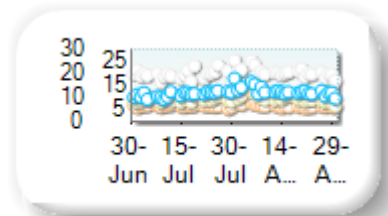
Monthly Spread Trend



25k EUR deal

Rank	Venue	Spread (bps)	Change
1	XMAD	6.27	+0.04
2	CEUX	9.29	+0.24
3	AQEU	12.24	+0.97
4	TQEX	20.13	+0.52

Monthly Spread Trend



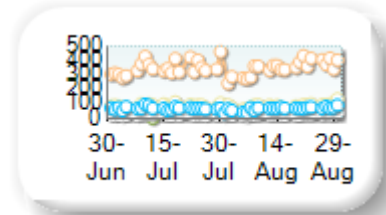
Spreads measure the bid to offer spread of the best visible orders in the book. The result is averaged over the stocks in the index and is based on measurements of the order books every 30 seconds. The value for the spread is quoted in basis points (0.01%).

Book Depths

10BPS Depth (top of book)

Rank	Venue	Depth (1K EUR)	Change
1	XMAD	347.7	+15.6
2	CEUX	86.4	+1.5
3	AQEU	65.4	-0.6
4	TQEX	26.5	+0.2


Monthly Depth Trend



50BPS Depth (deeper into book)

Rank	Venue	Depth (1K EUR)	Change
1	XMAD	1,157.6	-46.5
2	CEUX	533.1	-15.4
3	AQEU	388.8	-10.1
4	TQEX	214.6	-13.8

Monthly Depth Trend




Market depth measures the amount of visible liquidity (bids and offers) in the order book within 10 or 50 BPS of mid price. The result is averaged over the stocks in the index and is based on measurements of the order book every 30 seconds. This is quoted in '000s of EUR.

Best Prices

At touch

Rank	Venue	Best Price (%)	Change
1	CEUX	4.30	-0.29
2	XMAD	3.66	+0.06
3	TQEX	0.78	-0.40
4	AQEU	0.71	-0.45
5	CHIX	0.00	0.00
6	TRQX	0.00	+0.00
7	BATE	0.00	-0.05
8	AQXE	0.00	+0.00

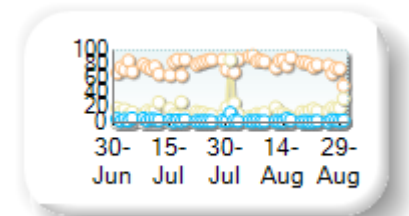
Best Prices Trend



25k EUR deal

Rank	Venue	Best Price (%)	Change
1	XMAD	79.64	+2.17
2	CEUX	14.65	-2.92
3	AQEU	1.34	-1.40
4	TQEX	0.38	+0.01
5	CHIX	0.00	+0.00
6	TRQX	0.00	+0.00
7	BATE	0.00	+0.00
8	AQXE	0.00	+0.00

Best Prices Trend

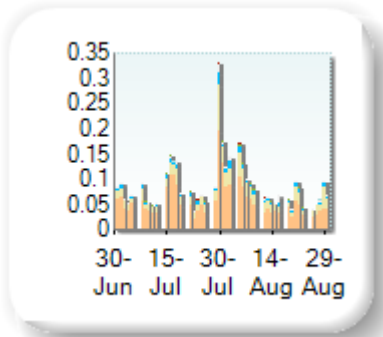


Best Price % measures how often each venue posts an absolute best price (no ties) for stocks. The result is averaged over the stocks in the index and is based on measurements of the order book every 5 seconds.

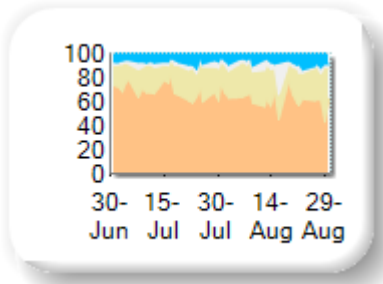
Market Share

Rank	Venue	Market Share	Change
1	XMAD	60.47%	-7.76
2	CEUX	26.54%	+5.69
3	AQEU	7.90%	+0.94
4	TQEX	4.94%	+1.25
5	TRQX	0.08%	-0.10
6	BATE	0.04%	0.00
7	CHIX	0.03%	-0.02
8	AQXE	0.00%	+0.00

Volume Trend



Market Share Trend



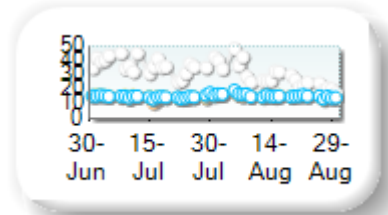
Market share is based on on-book value traded during continuous trading. The share is calculated by averaging over all stocks in the index. The current value shown is for last week and the change is relative to the previous week.

Spreads

At touch

Rank	Venue	Spread (bps)	Change
1	XMAD	15.14	+0.99
2	CEUX	15.21	+0.50
3	AQEU	15.39	+0.56
4	TQEX	28.25	-9.44

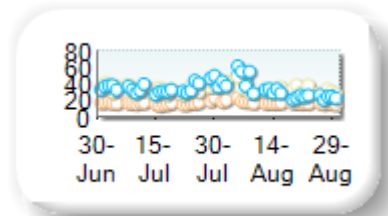
Monthly Spread Trend



25k EUR deal

Rank	Venue	Spread (bps)	Change
1	XMAD	17.92	+0.50
2	AQEU	33.02	-2.73
3	CEUX	34.39	-0.81

Monthly Spread Trend



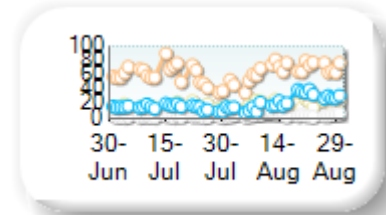
Spreads measure the bid to offer spread of the best visible orders in the book. The result is averaged over the stocks in the index and is based on measurements of the order books every 30 seconds. The value for the spread is quoted in basis points (0.01%).

Book Depths

10BPS Depth (top of book)

Rank	Venue	Depth (1K EUR)	Change
1	XMAD	65.5	+8.4
2	AQEU	23.3	+8.3
3	CEUX	19.7	+3.7
4	TQEX	3.9	+1.9

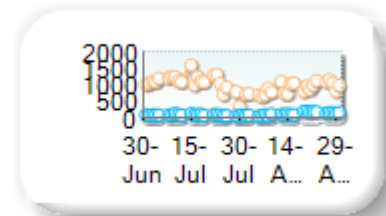
Monthly Depth Trend



50BPS Depth (deeper into book)

Rank	Venue	Depth (1K EUR)	Change
1	XMAD	907.2	-141.5
2	AQEU	129.2	+34.4
3	CEUX	108.8	+3.9
4	TQEX	27.8	+5.5

Monthly Depth Trend



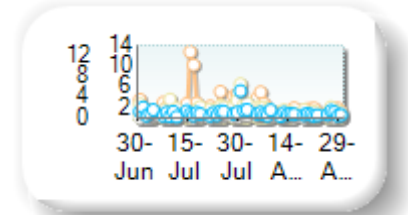
Market depth measures the amount of visible liquidity (bids and offers) in the order book within 10 or 50 BPS of mid price. The result is averaged over the stocks in the index and is based on measurements of the order book every 30 seconds. This is quoted in '000s of EUR.

Best Prices

At touch

Rank	Venue	Best Price (%)	Change
1	XMAD	1.71	-0.61
2	CEUX	1.30	-0.28
3	AQEU	0.72	-0.33
4	TQEX	0.45	+0.21
5	CHIX	0.00	+0.00
6	TRQX	0.00	+0.00
7	BATE	0.00	+0.00
8	AQXE	0.00	+0.00

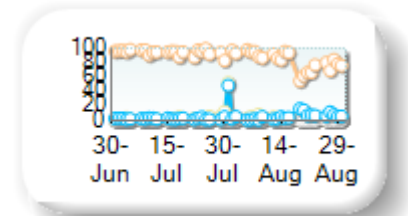
Best Prices Trend



25k EUR deal

Rank	Venue	Best Price (%)	Change
1	XMAD	81.88	-11.64
2	AQEU	4.78	+0.97
3	CEUX	2.41	-1.84
4	TQEX	0.03	-0.01
5	CHIX	0.00	+0.00
6	TRQX	0.00	+0.00
7	BATE	0.00	+0.00
8	AQXE	0.00	+0.00

Best Prices Trend



Best Price % measures how often each venue posts an absolute best price (no ties) for stocks. The result is averaged over the stocks in the index and is based on measurements of the order book every 5 seconds.