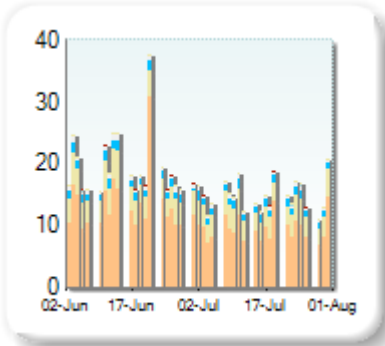


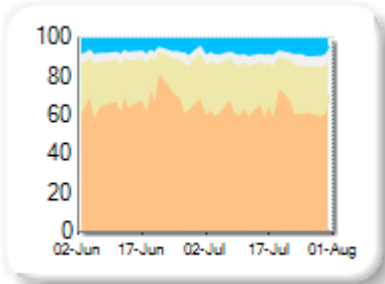
### Market Share

Rank	Venue	Market Share	Change
1	XMAD	<b>63.46%</b>	-4.68
2	CEUX	<b>23.80%</b>	+3.18
3	AQEU	<b>7.52%</b>	+0.93
4	TQEX	<b>4.90%</b>	+0.48
5	TRQX	<b>0.20%</b>	+0.06
6	BATE	<b>0.07%</b>	-0.01
7	CHIX	<b>0.05%</b>	+0.04
8	AQXE	<b>0.00%</b>	+0.00

Volume Trend



Market Share Trend



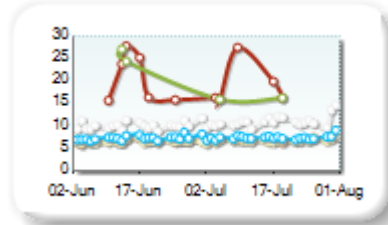
Market share is based on on-book value traded during continuous trading. The share is calculated by averaging over all stocks in the index. The current value shown is for last week and the change is relative to the previous week.

### Spreads

At touch

Rank	Venue	Spread (bps)	Change
1	CEUX	<b>6.78</b>	+0.09
2	XMAD	<b>7.00</b>	+0.34
3	AQEU	<b>7.48</b>	+0.15
4	TQEX	<b>11.05</b>	+1.00
5	CHIX	<b>30.98</b>	-16.00
6	BATE	<b>86.19</b>	-1.03

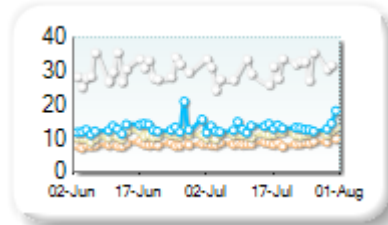
Monthly Spread Trend



25k EUR deal

Rank	Venue	Spread (bps)	Change
1	XMAD	<b>8.68</b>	+0.51
2	CEUX	<b>11.28</b>	+0.51
3	AQEU	<b>13.35</b>	+0.26
4	TQEX	<b>32.98</b>	+2.04
5	CHIX	<b>135.12</b>	-11.32
6	BATE	<b>221.09</b>	+0.91

Monthly Spread Trend



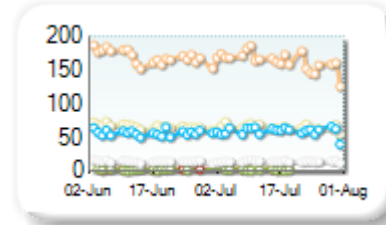
Spreads measure the bid to offer spread of the best visible orders in the book. The result is averaged over the stocks in the index and is based on measurements of the order books every 30 seconds. The value for the spread is quoted in basis points (0.01%).

### Book Depths

10BPS Depth (top of book)

Rank	Venue	Depth (1K EUR)	Change
1	XMAD	<b>162.1</b>	-7.5
2	CEUX	<b>64.8</b>	-1.9
3	AQEU	<b>59.2</b>	+2.6
4	TQEX	<b>14.7</b>	-0.3
5	CHIX	<b>2.9</b>	-0.8
6	BATE	<b>1.7</b>	-0.9

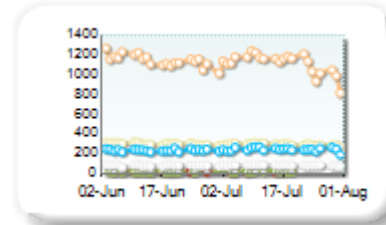
Monthly Depth Trend



50BPS Depth (deeper into book)

Rank	Venue	Depth (1K EUR)	Change
1	XMAD	<b>1,111.0</b>	-42.4
2	CEUX	<b>292.6</b>	-7.3
3	AQEU	<b>240.9</b>	+7.6
4	TQEX	<b>80.7</b>	+0.2
5	BATE	<b>12.7</b>	-2.4
6	CHIX	<b>11.4</b>	-4.3

Monthly Depth Trend



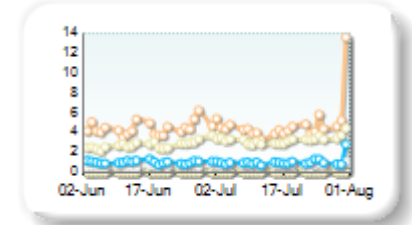
Market depth measures the amount of visible liquidity (bids and offers) in the order book within 10 or 50 BPS of mid price. The result is averaged over the stocks in the index and is based on measurements of the order book every 30 seconds. This is quoted in '000s of EUR.

### Best Prices

At touch

Rank	Venue	Best Price (%)	Change
1	XMAD	<b>4.82</b>	+0.22
2	CEUX	<b>3.27</b>	+0.65
3	AQEU	<b>1.03</b>	+0.02
4	TQEX	<b>0.70</b>	+0.18
5	BATE	<b>0.01</b>	-0.01
6	CHIX	<b>0.00</b>	+0.00
7	TRQX	<b>0.00</b>	+0.00
8	AQXE	<b>0.00</b>	+0.00

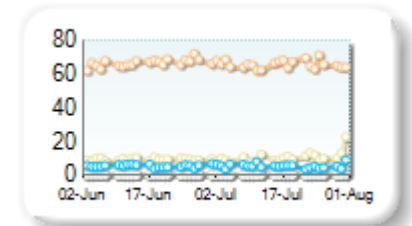
Best Prices Trend



25k EUR deal

Rank	Venue	Best Price (%)	Change
1	XMAD	<b>65.55</b>	-0.82
2	CEUX	<b>10.56</b>	+1.02
3	AQEU	<b>5.58</b>	+0.09
4	TQEX	<b>0.27</b>	-0.04
5	BATE	<b>0.00</b>	+0.00
6	CHIX	<b>0.00</b>	+0.00
7	TRQX	<b>0.00</b>	+0.00
8	AQXE	<b>0.00</b>	+0.00

Best Prices Trend

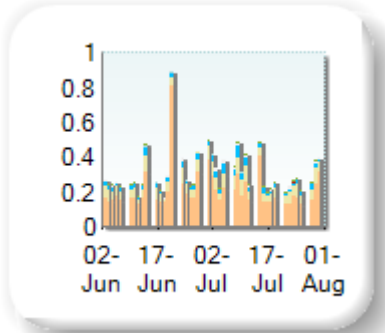


Best Price % measures how often each venue posts an absolute best price (no ties) for stocks. The result is averaged over the stocks in the index and is based on measurements of the order book every 5 seconds.

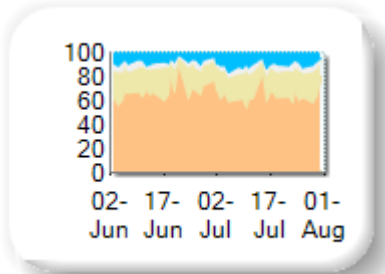
### Market Share

Rank	Venue	Market Share	Change
1	XMAD	<b>64.65%</b>	-4.38
2	CEUX	<b>20.72%</b>	+1.52
3	AQEU	<b>9.89%</b>	+2.36
4	TQEX	<b>4.26%</b>	+0.09
5	TRQX	<b>0.31%</b>	+0.27
6	CHIX	<b>0.11%</b>	+0.11
7	BATE	<b>0.06%</b>	+0.02

Volume Trend



Market Share Trend



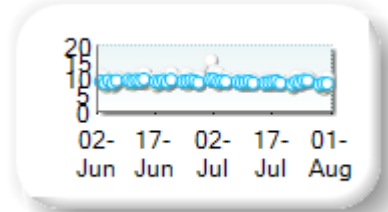
Market share is based on on-book value traded during continuous trading. The share is calculated by averaging over all stocks in the index. The current value shown is for last week and the change is relative to the previous week.

### Spreads

At touch

Rank	Venue	Spread (bps)	Change
1	CEUX	<b>8.83</b>	-0.25
2	XMAD	<b>9.11</b>	-0.09
3	AQEU	<b>9.16</b>	-0.26
4	TQEX	<b>10.67</b>	-0.19

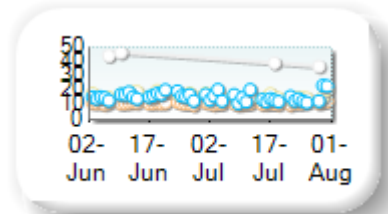
Monthly Spread Trend



25k EUR deal

Rank	Venue	Spread (bps)	Change
1	XMAD	<b>10.68</b>	-0.21
2	AQEU	<b>14.83</b>	-1.13
3	CEUX	<b>15.01</b>	-1.65
4	TQEX	<b>43.77</b>	-12.98

Monthly Spread Trend



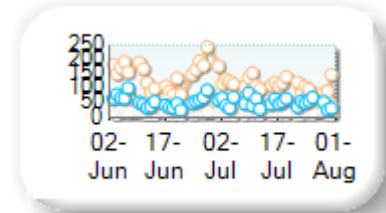
Spreads measure the bid to offer spread of the best visible orders in the book. The result is averaged over the stocks in the index and is based on measurements of the order books every 30 seconds. The value for the spread is quoted in basis points (0.01%).

### Book Depths

10BPS Depth (top of book)

Rank	Venue	Depth (1K EUR)	Change
1	XMAD	<b>114.4</b>	-31.1
2	AQEU	<b>50.2</b>	-3.8
3	CEUX	<b>44.1</b>	-2.4
4	TQEX	<b>12.4</b>	-1.3
5	BATE	<b>0.1</b>	+0.0

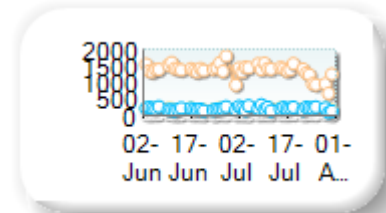
Monthly Depth Trend



50BPS Depth (deeper into book)

Rank	Venue	Depth (1K EUR)	Change
1	XMAD	<b>1,321.0</b>	-144.9
2	AQEU	<b>232.5</b>	+15.7
3	CEUX	<b>225.8</b>	+8.5
4	TQEX	<b>51.5</b>	+1.1
5	BATE	<b>0.1</b>	0.0

Monthly Depth Trend



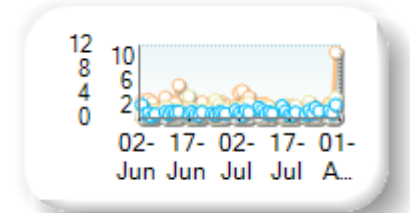
Market depth measures the amount of visible liquidity (bids and offers) in the order book within 10 or 50 BPS of mid price. The result is averaged over the stocks in the index and is based on measurements of the order book every 30 seconds. This is quoted in '000s of EUR.

### Best Prices

At touch

Rank	Venue	Best Price (%)	Change
1	XMAD	<b>2.39</b>	-0.05
2	CEUX	<b>1.63</b>	+0.17
3	AQEU	<b>0.98</b>	+0.10
4	TQEX	<b>0.42</b>	+0.16
5	CHIX	<b>0.00</b>	+0.00
6	TRQX	<b>0.00</b>	+0.00
7	BATE	<b>0.00</b>	+0.00
8	AQXE	<b>0.00</b>	+0.00

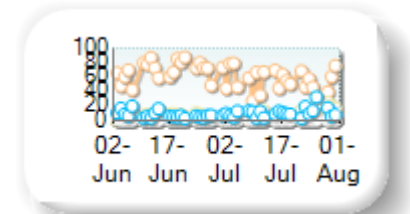
Best Prices Trend



25k EUR deal

Rank	Venue	Best Price (%)	Change
1	XMAD	<b>54.68</b>	-14.03
2	AQEU	<b>9.87</b>	+2.91
3	CEUX	<b>8.04</b>	+1.84
4	TQEX	<b>0.17</b>	-0.04
5	CHIX	<b>0.00</b>	+0.00
6	TRQX	<b>0.00</b>	+0.00
7	BATE	<b>0.00</b>	+0.00
8	AQXE	<b>0.00</b>	+0.00

Best Prices Trend

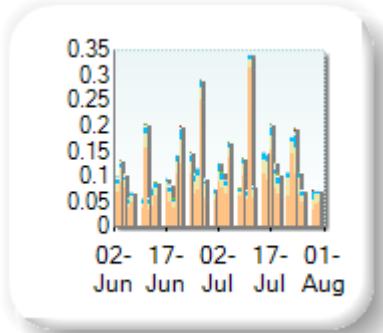


Best Price % measures how often each venue posts an absolute best price (no ties) for stocks. The result is averaged over the stocks in the index and is based on measurements of the order book every 5 seconds.

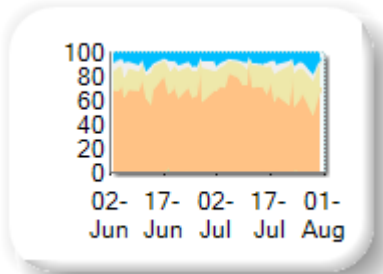
### Market Share

Rank	Venue	Market Share	Change
1	XMAD	<b>70.81%</b>	+1.09
2	CEUX	<b>17.70%</b>	-0.12
3	AQEU	<b>7.36%</b>	-0.12
4	TQEX	<b>3.78%</b>	-0.66
5	CHIX	<b>0.20%</b>	+0.18
6	TRQX	<b>0.13%</b>	-0.34
7	BATE	<b>0.02%</b>	-0.02

Volume Trend



Market Share Trend



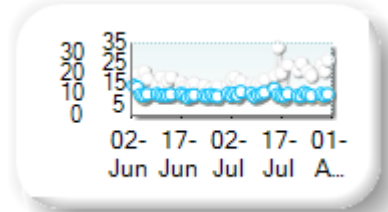
Market share is based on on-book value traded during continuous trading. The share is calculated by averaging over all stocks in the index. The current value shown is for last week and the change is relative to the previous week.

### Spreads

At touch

Rank	Venue	Spread (bps)	Change
1	XMAD	<b>9.56</b>	+0.03
2	CEUX	<b>9.67</b>	-0.10
3	AQEU	<b>10.03</b>	+0.06
4	TQEX	<b>20.14</b>	+4.62

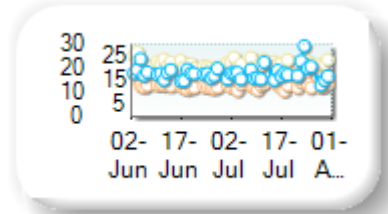
Monthly Spread Trend



25k EUR deal

Rank	Venue	Spread (bps)	Change
1	XMAD	<b>12.69</b>	+0.08
2	AQEU	<b>17.86</b>	+0.19
3	CEUX	<b>21.69</b>	+0.21

Monthly Spread Trend



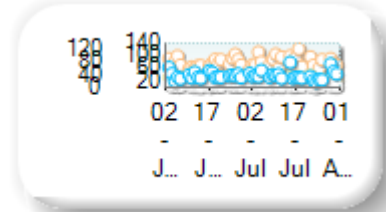
Spreads measure the bid to offer spread of the best visible orders in the book. The result is averaged over the stocks in the index and is based on measurements of the order books every 30 seconds. The value for the spread is quoted in basis points (0.01%).

### Book Depths

10BPS Depth (top of book)

Rank	Venue	Depth (1K EUR)	Change
1	XMAD	<b>79.8</b>	+3.0
2	AQEU	<b>37.4</b>	+0.7
3	CEUX	<b>24.2</b>	+0.1
4	TQEX	<b>4.8</b>	-0.4

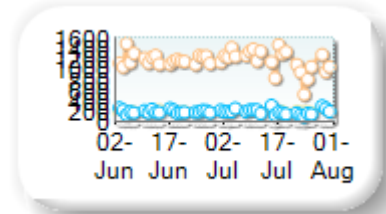
Monthly Depth Trend



50BPS Depth (deeper into book)

Rank	Venue	Depth (1K EUR)	Change
1	XMAD	<b>1,160.7</b>	-33.2
2	AQEU	<b>193.0</b>	-1.9
3	CEUX	<b>173.2</b>	-2.3
4	TQEX	<b>31.6</b>	-2.2

Monthly Depth Trend



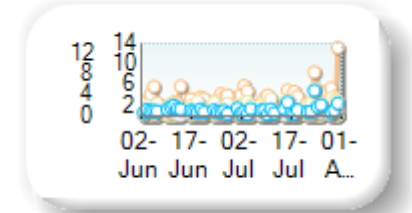
Market depth measures the amount of visible liquidity (bids and offers) in the order book within 10 or 50 BPS of mid price. The result is averaged over the stocks in the index and is based on measurements of the order book every 30 seconds. This is quoted in '000s of EUR.

### Best Prices

At touch

Rank	Venue	Best Price (%)	Change
1	XMAD	<b>4.04</b>	+0.23
2	CEUX	<b>2.12</b>	+0.47
3	AQEU	<b>1.18</b>	+0.15
4	TQEX	<b>0.51</b>	+0.02
5	CHIX	<b>0.00</b>	+0.00
6	TRQX	<b>0.00</b>	+0.00
7	BATE	<b>0.00</b>	0.00
8	AQXE	<b>0.00</b>	+0.00

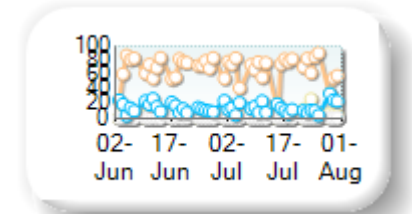
Best Prices Trend



25k EUR deal

Rank	Venue	Best Price (%)	Change
1	XMAD	<b>67.58</b>	-2.36
2	AQEU	<b>14.15</b>	-0.06
3	CEUX	<b>5.05</b>	+1.45
4	TQEX	<b>0.16</b>	+0.01
5	CHIX	<b>0.00</b>	+0.00
6	TRQX	<b>0.00</b>	+0.00
7	BATE	<b>0.00</b>	+0.00
8	AQXE	<b>0.00</b>	+0.00

Best Prices Trend

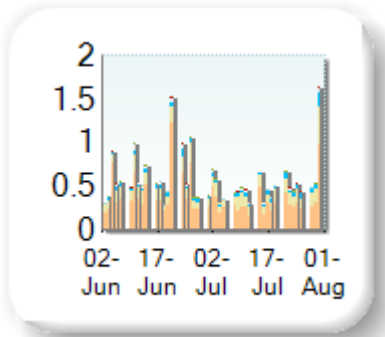


Best Price % measures how often each venue posts an absolute best price (no ties) for stocks. The result is averaged over the stocks in the index and is based on measurements of the order book every 5 seconds.

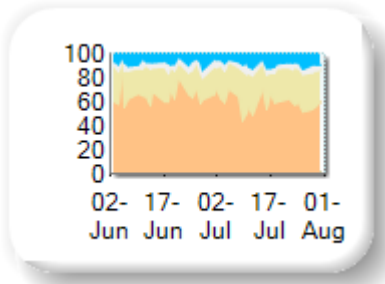
### Market Share

Rank	Venue	Market Share	Change
1	XMAD	<b>58.86%</b>	-7.36
2	CEUX	<b>26.92%</b>	+5.89
3	AQEU	<b>9.03%</b>	+1.63
4	TQEX	<b>4.98%</b>	-0.21
5	TRQX	<b>0.12%</b>	+0.02
6	CHIX	<b>0.04%</b>	+0.03
7	BATE	<b>0.03%</b>	+0.01
8	AQXE	<b>0.00%</b>	0.00

Volume Trend



Market Share Trend



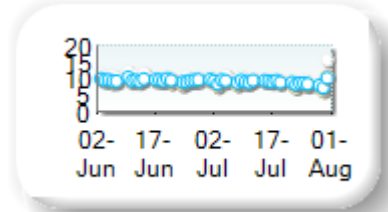
Market share is based on on-book value traded during continuous trading. The share is calculated by averaging over all stocks in the index. The current value shown is for last week and the change is relative to the previous week.

### Spreads

At touch

Rank	Venue	Spread (bps)	Change
1	CEUX	<b>8.73</b>	-0.63
2	XMAD	<b>8.90</b>	-0.54
3	AQEU	<b>9.15</b>	-0.58
4	TQEX	<b>10.02</b>	-0.74


Monthly Spread Trend



25k EUR deal

Rank	Venue	Spread (bps)	Change
1	XMAD	<b>10.02</b>	-0.53
2	CEUX	<b>10.86</b>	-0.93
3	AQEU	<b>12.72</b>	-0.54
4	TQEX	<b>32.14</b>	-3.21

Monthly Spread Trend



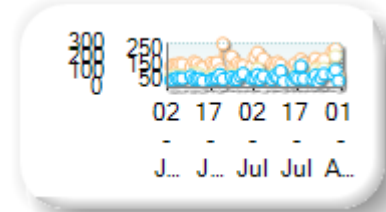
Spreads measure the bid to offer spread of the best visible orders in the book. The result is averaged over the stocks in the index and is based on measurements of the order books every 30 seconds. The value for the spread is quoted in basis points (0.01%).

### Book Depths

10BPS Depth (top of book)

Rank	Venue	Depth (1K EUR)	Change
1	XMAD	<b>166.5</b>	+7.6
2	CEUX	<b>90.2</b>	+14.0
3	AQEU	<b>70.9</b>	+10.6
4	TQEX	<b>22.9</b>	+2.5

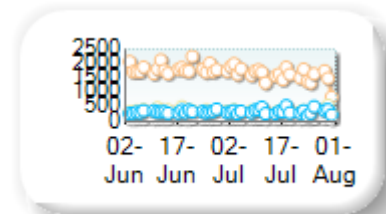
Monthly Depth Trend



50BPS Depth (deeper into book)

Rank	Venue	Depth (1K EUR)	Change
1	XMAD	<b>1,598.0</b>	-213.0
2	CEUX	<b>345.6</b>	-5.1
3	AQEU	<b>327.6</b>	+13.5
4	TQEX	<b>100.3</b>	+1.7

Monthly Depth Trend



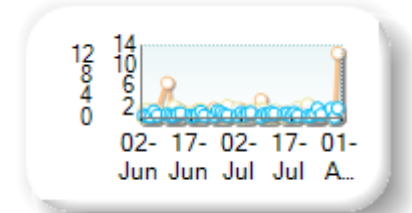
Market depth measures the amount of visible liquidity (bids and offers) in the order book within 10 or 50 BPS of mid price. The result is averaged over the stocks in the index and is based on measurements of the order book every 30 seconds. This is quoted in '000s of EUR.

### Best Prices

At touch

Rank	Venue	Best Price (%)	Change
1	XMAD	<b>1.51</b>	-0.09
2	CEUX	<b>1.09</b>	+0.25
3	AQEU	<b>0.72</b>	+0.32
4	TQEX	<b>0.58</b>	+0.30
5	CHIX	<b>0.00</b>	+0.00
6	TRQX	<b>0.00</b>	+0.00
7	BATE	<b>0.00</b>	+0.00
8	AQXE	<b>0.00</b>	+0.00

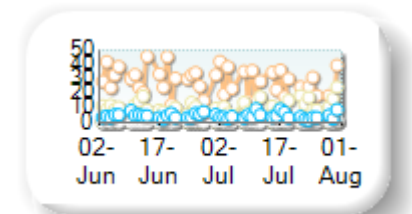
Best Prices Trend



25k EUR deal

Rank	Venue	Best Price (%)	Change
1	XMAD	<b>26.53</b>	-3.27
2	CEUX	<b>10.83</b>	+1.60
3	AQEU	<b>4.17</b>	-0.22
4	TQEX	<b>0.41</b>	-0.15
5	CHIX	<b>0.00</b>	+0.00
6	TRQX	<b>0.00</b>	+0.00
7	BATE	<b>0.00</b>	+0.00
8	AQXE	<b>0.00</b>	+0.00

Best Prices Trend

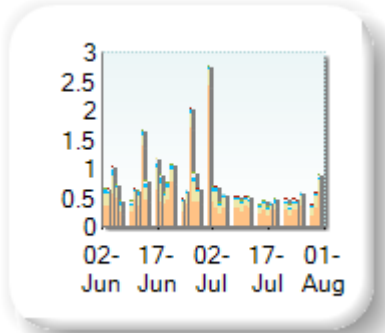


Best Price % measures how often each venue posts an absolute best price (no ties) for stocks. The result is averaged over the stocks in the index and is based on measurements of the order book every 5 seconds.

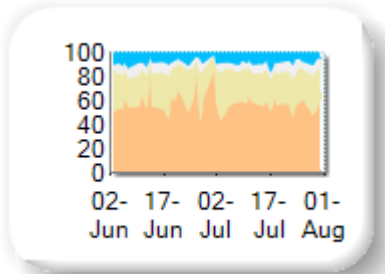
### Market Share

Rank	Venue	Market Share	Change
1	XMAD	<b>62.63%</b>	+0.82
2	CEUX	<b>24.62%</b>	+0.12
3	AQEU	<b>6.59%</b>	-0.79
4	TQEX	<b>5.95%</b>	-0.16
5	TRQX	<b>0.15%</b>	0.00
6	BATE	<b>0.04%</b>	-0.01
7	CHIX	<b>0.02%</b>	+0.02

Volume Trend



Market Share Trend



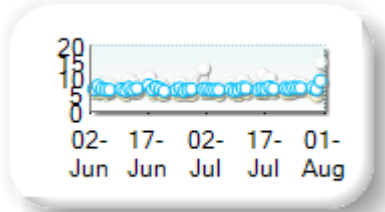
Market share is based on on-book value traded during continuous trading. The share is calculated by averaging over all stocks in the index. The current value shown is for last week and the change is relative to the previous week.

### Spreads

At touch

Rank	Venue	Spread (bps)	Change
1	CEUX	<b>6.29</b>	+0.24
2	XMAD	<b>6.76</b>	+0.29
3	AQEU	<b>7.20</b>	+0.12
4	TQEX	<b>8.98</b>	+0.76

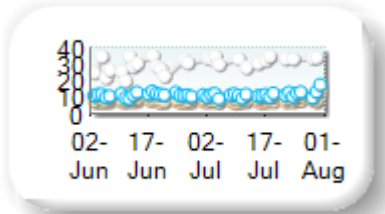
Monthly Spread Trend



25k EUR deal

Rank	Venue	Spread (bps)	Change
1	XMAD	<b>8.21</b>	+0.23
2	CEUX	<b>10.19</b>	+0.50
3	AQEU	<b>11.92</b>	+0.20
4	TQEX	<b>38.28</b>	+6.82

Monthly Spread Trend



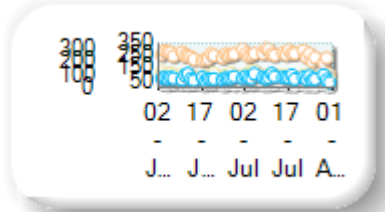
Spreads measure the bid to offer spread of the best visible orders in the book. The result is averaged over the stocks in the index and is based on measurements of the order books every 30 seconds. The value for the spread is quoted in basis points (0.01%).

### Book Depths

10BPS Depth (top of book)

Rank	Venue	Depth (1K EUR)	Change
1	XMAD	<b>252.1</b>	+3.3
2	CEUX	<b>91.3</b>	-4.4
3	AQEU	<b>75.5</b>	+4.6
4	TQEX	<b>22.7</b>	-5.1

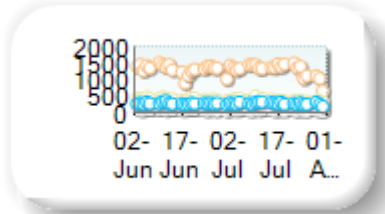
Monthly Depth Trend



50BPS Depth (deeper into book)

Rank	Venue	Depth (1K EUR)	Change
1	XMAD	<b>1,312.5</b>	-40.5
2	CEUX	<b>391.2</b>	-36.1
3	AQEU	<b>293.5</b>	-2.2
4	TQEX	<b>98.3</b>	-21.5
5	BATE	<b>0.5</b>	-5.9

Monthly Depth Trend



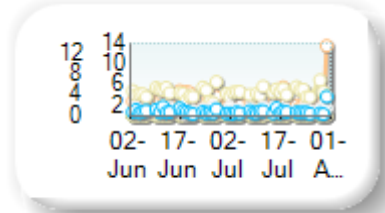
Market depth measures the amount of visible liquidity (bids and offers) in the order book within 10 or 50 BPS of mid price. The result is averaged over the stocks in the index and is based on measurements of the order book every 30 seconds. This is quoted in '000s of EUR.

### Best Prices

At touch

Rank	Venue	Best Price (%)	Change
1	CEUX	<b>4.40</b>	+0.18
2	XMAD	<b>2.84</b>	-0.35
3	TQEX	<b>0.93</b>	+0.29
4	AQEU	<b>0.70</b>	-0.20
5	BATE	<b>0.00</b>	0.00
6	CHIX	<b>0.00</b>	+0.00
7	TRQX	<b>0.00</b>	+0.00
8	AQXE	<b>0.00</b>	+0.00

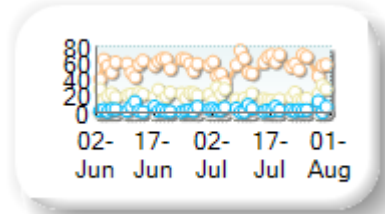
Best Prices Trend



25k EUR deal

Rank	Venue	Best Price (%)	Change
1	XMAD	<b>58.98</b>	+0.84
2	CEUX	<b>20.07</b>	-1.93
3	AQEU	<b>4.73</b>	+0.52
4	TQEX	<b>0.43</b>	-0.19
5	CHIX	<b>0.00</b>	+0.00
6	TRQX	<b>0.00</b>	+0.00
7	BATE	<b>0.00</b>	+0.00
8	AQXE	<b>0.00</b>	+0.00

Best Prices Trend

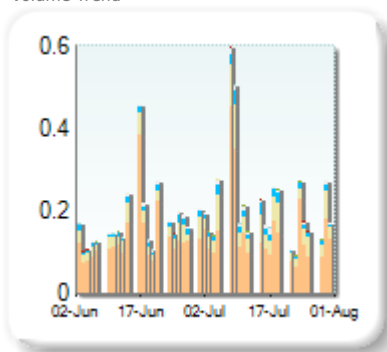


Best Price % measures how often each venue posts an absolute best price (no ties) for stocks. The result is averaged over the stocks in the index and is based on measurements of the order book every 5 seconds.

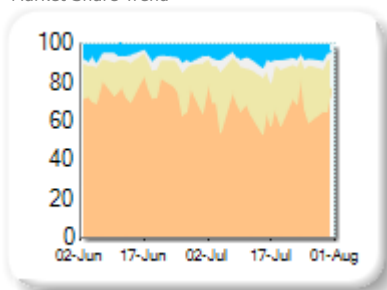
## Market Share

Rank	Venue	Market Share	Change
1	XMAD	<b>67.30%</b>	-7.47
2	CEUX	<b>21.67%</b>	+5.95
3	AQEU	<b>6.85%</b>	+0.62
4	TQEX	<b>4.03%</b>	+0.81
5	TRQX	<b>0.10%</b>	+0.06
6	BATE	<b>0.02%</b>	+0.01
7	CHIX	<b>0.02%</b>	+0.02
8	AQXE	<b>0.00%</b>	+0.00

Volume Trend



Market Share Trend



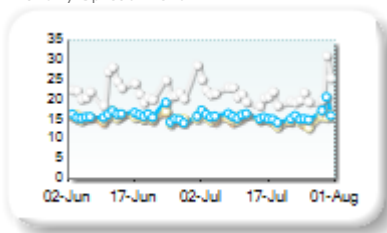
Market share is based on on-book value traded during continuous trading. The share is calculated by averaging over all stocks in the index. The current value shown is for last week and the change is relative to the previous week.

## Spreads

At touch

Rank	Venue	Spread (bps)	Change
1	CEUX	<b>15.01</b>	-0.49
2	XMAD	<b>15.07</b>	-0.26
3	AQEU	<b>15.87</b>	+0.00
4	TQEX	<b>21.94</b>	-0.27

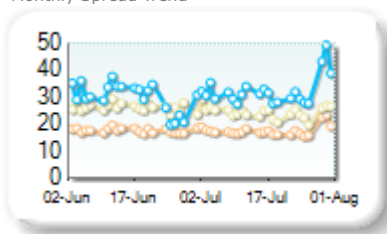
Monthly Spread Trend



25k EUR deal

Rank	Venue	Spread (bps)	Change
1	XMAD	<b>17.65</b>	+0.03
2	CEUX	<b>24.32</b>	-1.97
3	AQEU	<b>32.13</b>	+2.19
4	TQEX	<b>94.64</b>	-25.52

Monthly Spread Trend



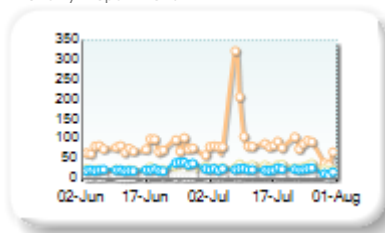
Spreads measure the bid to offer spread of the best visible orders in the book. The result is averaged over the stocks in the index and is based on measurements of the order books every 30 seconds. The value for the spread is quoted in basis points (0.01%).

## Book Depths

10BPS Depth (top of book)

Rank	Venue	Depth (1K EUR)	Change
1	XMAD	<b>95.3</b>	+17.0
2	CEUX	<b>28.5</b>	+5.8
3	AQEU	<b>21.3</b>	-3.3
4	TQEX	<b>6.7</b>	+1.7

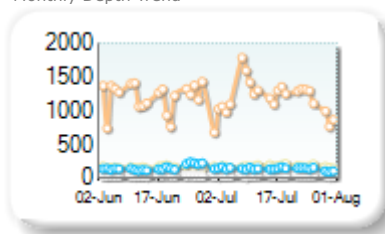
Monthly Depth Trend



50BPS Depth (deeper into book)

Rank	Venue	Depth (1K EUR)	Change
1	XMAD	<b>1,184.5</b>	-19.6
2	CEUX	<b>179.0</b>	+13.0
3	AQEU	<b>140.8</b>	-15.9
4	TQEX	<b>38.4</b>	+1.2

Monthly Depth Trend



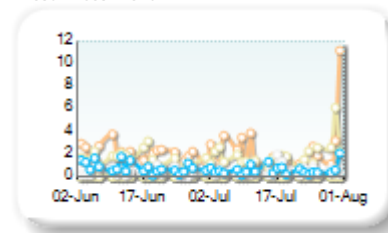
Market depth measures the amount of visible liquidity (bids and offers) in the order book within 10 or 50 BPS of mid price. The result is averaged over the stocks in the index and is based on measurements of the order book every 30 seconds. This is quoted in '000s of EUR.

## Best Prices

At touch

Rank	Venue	Best Price (%)	Change
1	XMAD	<b>2.30</b>	+0.92
2	CEUX	<b>1.87</b>	+0.46
3	AQEU	<b>0.62</b>	-0.33
4	TQEX	<b>0.52</b>	+0.10
5	CHIX	<b>0.00</b>	+0.00
6	TRQX	<b>0.00</b>	+0.00
7	BATE	<b>0.00</b>	+0.00
8	AQXE	<b>0.00</b>	+0.00

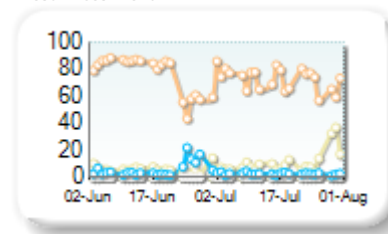
Best Prices Trend



25k EUR deal

Rank	Venue	Best Price (%)	Change
1	XMAD	<b>71.97</b>	-5.23
2	CEUX	<b>10.82</b>	+5.41
3	AQEU	<b>2.80</b>	-2.90
4	TQEX	<b>0.24</b>	+0.11
5	CHIX	<b>0.00</b>	+0.00
6	TRQX	<b>0.00</b>	+0.00
7	BATE	<b>0.00</b>	+0.00
8	AQXE	<b>0.00</b>	+0.00

Best Prices Trend

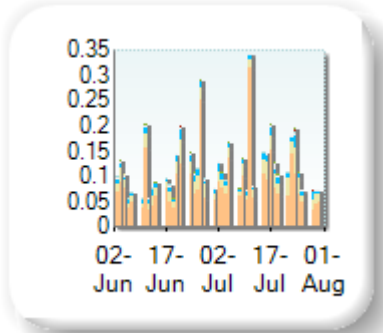


Best Price % measures how often each venue posts an absolute best price (no ties) for stocks. The result is averaged over the stocks in the index and is based on measurements of the order book every 5 seconds.

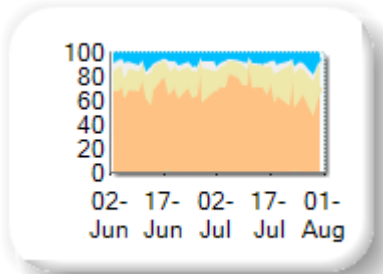
### Market Share

Rank	Venue	Market Share	Change
1	XMAD	<b>70.81%</b>	+1.09
2	CEUX	<b>17.70%</b>	-0.12
3	AQEU	<b>7.36%</b>	-0.12
4	TQEX	<b>3.78%</b>	-0.66
5	CHIX	<b>0.20%</b>	+0.18
6	TRQX	<b>0.13%</b>	-0.34
7	BATE	<b>0.02%</b>	-0.02

Volume Trend



Market Share Trend



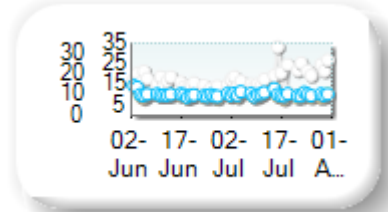
Market share is based on on-book value traded during continuous trading. The share is calculated by averaging over all stocks in the index. The current value shown is for last week and the change is relative to the previous week.

### Spreads

At touch

Rank	Venue	Spread (bps)	Change
1	XMAD	<b>9.56</b>	+0.03
2	CEUX	<b>9.67</b>	-0.10
3	AQEU	<b>10.03</b>	+0.06
4	TQEX	<b>20.14</b>	+4.62

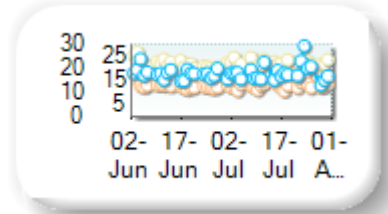
Monthly Spread Trend



25k EUR deal

Rank	Venue	Spread (bps)	Change
1	XMAD	<b>12.69</b>	+0.08
2	AQEU	<b>17.86</b>	+0.19
3	CEUX	<b>21.69</b>	+0.21

Monthly Spread Trend



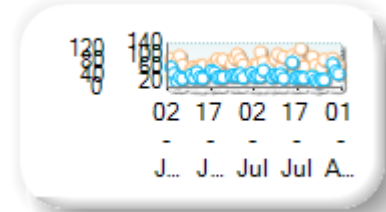
Spreads measure the bid to offer spread of the best visible orders in the book. The result is averaged over the stocks in the index and is based on measurements of the order books every 30 seconds. The value for the spread is quoted in basis points (0.01%).

### Book Depths

10BPS Depth (top of book)

Rank	Venue	Depth (1K EUR)	Change
1	XMAD	<b>79.8</b>	+3.0
2	AQEU	<b>37.4</b>	+0.7
3	CEUX	<b>24.2</b>	+0.1
4	TQEX	<b>4.8</b>	-0.4

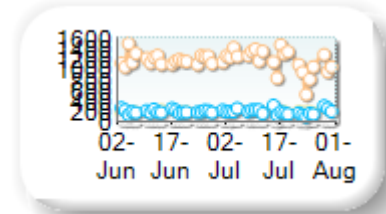
Monthly Depth Trend



50BPS Depth (deeper into book)

Rank	Venue	Depth (1K EUR)	Change
1	XMAD	<b>1,160.7</b>	-33.2
2	AQEU	<b>193.0</b>	-1.9
3	CEUX	<b>173.2</b>	-2.3
4	TQEX	<b>31.6</b>	-2.2

Monthly Depth Trend



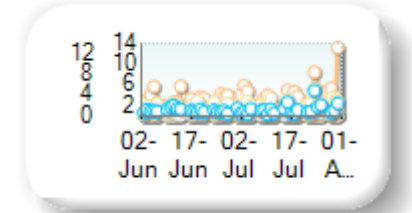
Market depth measures the amount of visible liquidity (bids and offers) in the order book within 10 or 50 BPS of mid price. The result is averaged over the stocks in the index and is based on measurements of the order book every 30 seconds. This is quoted in '000s of EUR.

### Best Prices

At touch

Rank	Venue	Best Price (%)	Change
1	XMAD	<b>4.04</b>	+0.23
2	CEUX	<b>2.12</b>	+0.47
3	AQEU	<b>1.18</b>	+0.15
4	TQEX	<b>0.51</b>	+0.02
5	CHIX	<b>0.00</b>	+0.00
6	TRQX	<b>0.00</b>	+0.00
7	BATE	<b>0.00</b>	0.00
8	AQXE	<b>0.00</b>	+0.00

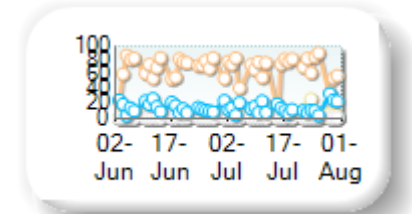
Best Prices Trend



25k EUR deal

Rank	Venue	Best Price (%)	Change
1	XMAD	<b>67.58</b>	-2.36
2	AQEU	<b>14.15</b>	-0.06
3	CEUX	<b>5.05</b>	+1.45
4	TQEX	<b>0.16</b>	+0.01
5	CHIX	<b>0.00</b>	+0.00
6	TRQX	<b>0.00</b>	+0.00
7	BATE	<b>0.00</b>	+0.00
8	AQXE	<b>0.00</b>	+0.00

Best Prices Trend

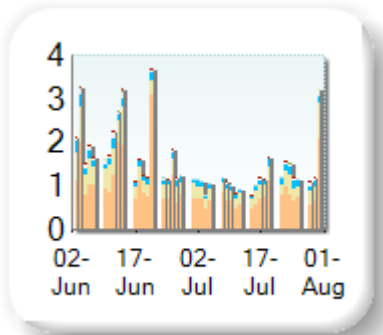


Best Price % measures how often each venue posts an absolute best price (no ties) for stocks. The result is averaged over the stocks in the index and is based on measurements of the order book every 5 seconds.

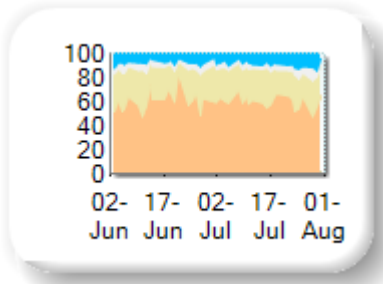
### Market Share

Rank	Venue	Market Share	Change
1	XMAD	<b>59.49%</b>	-1.94
2	CEUX	<b>25.95%</b>	+0.72
3	AQEU	<b>9.04%</b>	+1.19
4	TQEX	<b>5.27%</b>	+0.11
5	BATE	<b>0.12%</b>	-0.05
6	TRQX	<b>0.11%</b>	-0.02
7	CHIX	<b>0.02%</b>	-0.01
8	AQXE	<b>0.00%</b>	+0.00

Volume Trend



Market Share Trend



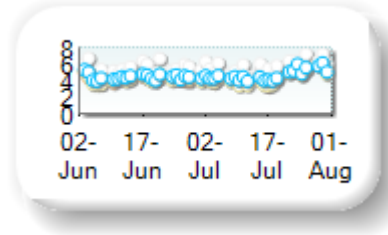
Market share is based on on-book value traded during continuous trading. The share is calculated by averaging over all stocks in the index. The current value shown is for last week and the change is relative to the previous week.

### Spreads

At touch

Rank	Venue	Spread (bps)	Change
1	CEUX	<b>4.46</b>	+0.17
2	XMAD	<b>4.60</b>	+0.36
3	AQEU	<b>4.76</b>	+0.22
4	TQEX	<b>5.77</b>	+0.26
5	BATE	<b>172.23</b>	n/a

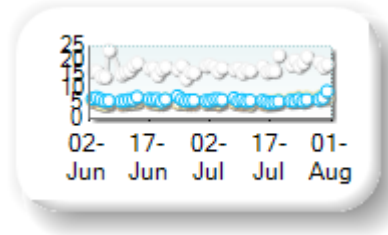
Monthly Spread Trend



25k EUR deal

Rank	Venue	Spread (bps)	Change
1	XMAD	<b>5.58</b>	+0.36
2	CEUX	<b>6.07</b>	+0.40
3	AQEU	<b>6.20</b>	-0.16
4	TQEX	<b>17.95</b>	+1.20

Monthly Spread Trend



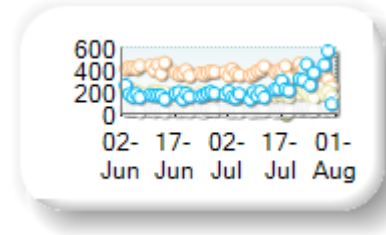
Spreads measure the bid to offer spread of the best visible orders in the book. The result is averaged over the stocks in the index and is based on measurements of the order books every 30 seconds. The value for the spread is quoted in basis points (0.01%).

### Book Depths

10BPS Depth (top of book)

Rank	Venue	Depth (1K EUR)	Change
1	XMAD	<b>373.5</b>	-28.2
2	AQEU	<b>252.1</b>	+73.6
3	CEUX	<b>181.1</b>	-17.0
4	TQEX	<b>35.0</b>	-1.1
5	BATE	<b>0.0</b>	+0.0


Monthly Depth Trend



50BPS Depth (deeper into book)

Rank	Venue	Depth (1K EUR)	Change
1	XMAD	<b>1,433.9</b>	+334.7
2	AQEU	<b>735.3</b>	+121.5
3	CEUX	<b>722.0</b>	-55.8
4	TQEX	<b>233.2</b>	-17.8
5	CHIX	<b>40.4</b>	+1.4
6	BATE	<b>30.6</b>	+4.3

Monthly Depth Trend



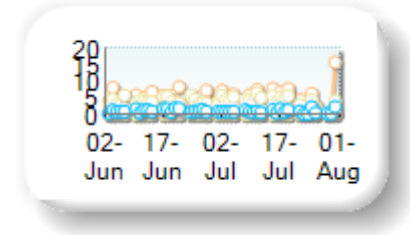
Market depth measures the amount of visible liquidity (bids and offers) in the order book within 10 or 50 BPS of mid price. The result is averaged over the stocks in the index and is based on measurements of the order book every 30 seconds. This is quoted in '000s of EUR.

### Best Prices

At touch

Rank	Venue	Best Price (%)	Change
1	XMAD	<b>4.82</b>	-0.79
2	CEUX	<b>3.82</b>	-0.08
3	TQEX	<b>1.24</b>	+0.38
4	AQEU	<b>0.95</b>	-0.25
5	BATE	<b>0.03</b>	-0.09
6	CHIX	<b>0.00</b>	0.00
7	TRQX	<b>0.00</b>	+0.00
8	AQXE	<b>0.00</b>	+0.00

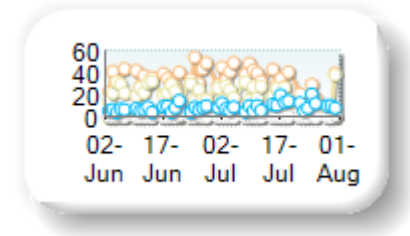
Best Prices Trend



25k EUR deal

Rank	Venue	Best Price (%)	Change
1	XMAD	<b>30.75</b>	-5.87
2	CEUX	<b>18.09</b>	-5.27
3	AQEU	<b>10.55</b>	+2.97
4	TQEX	<b>0.42</b>	-0.22
5	CHIX	<b>0.00</b>	+0.00
6	TRQX	<b>0.00</b>	+0.00
7	BATE	<b>0.00</b>	+0.00
8	AQXE	<b>0.00</b>	+0.00

Best Prices Trend



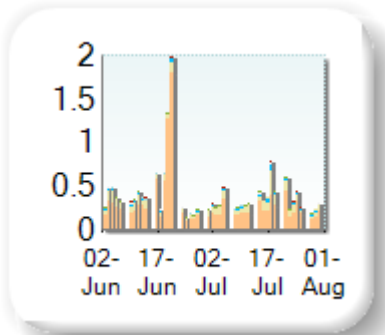
Best Price % measures how often each venue posts an absolute best price (no ties) for stocks. The result is averaged over the stocks in the index and is based on measurements of the order book every 5 seconds.



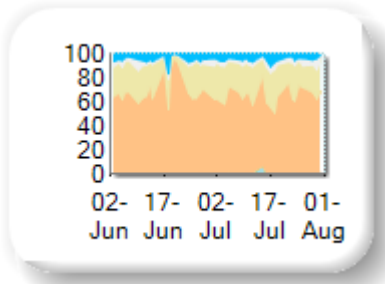
### Market Share

Rank	Venue	Market Share	Change
1	XMAD	<b>63.26%</b>	-14.07
2	CEUX	<b>26.03%</b>	+10.06
3	AQEU	<b>5.59%</b>	+1.42
4	TQEX	<b>4.22%</b>	+1.82
5	TRQX	<b>0.72%</b>	+0.61
6	BATE	<b>0.11%</b>	+0.09
7	CHIX	<b>0.06%</b>	+0.06
8	AQXE	<b>0.00%</b>	+0.00

Volume Trend



Market Share Trend



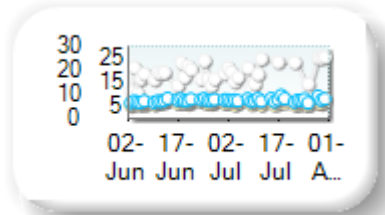
Market share is based on on-book value traded during continuous trading. The share is calculated by averaging over all stocks in the index. The current value shown is for last week and the change is relative to the previous week.

### Spreads

At touch

Rank	Venue	Spread (bps)	Change
1	CEUX	<b>6.37</b>	-0.19
2	XMAD	<b>6.48</b>	+0.11
3	AQEU	<b>7.53</b>	+0.34
4	TQEX	<b>26.01</b>	+8.10

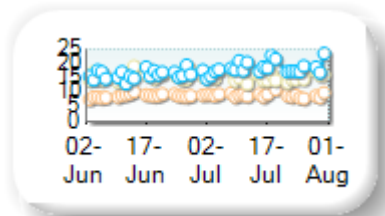
Monthly Spread Trend



25k EUR deal

Rank	Venue	Spread (bps)	Change
1	XMAD	<b>9.09</b>	+0.41
2	CEUX	<b>15.34</b>	-0.18
3	AQEU	<b>18.30</b>	+2.24
4	TQEX	<b>71.91</b>	+8.39

Monthly Spread Trend



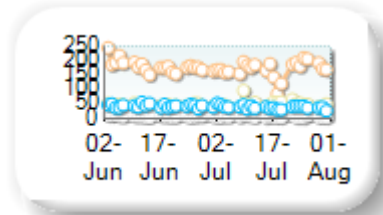
Spreads measure the bid to offer spread of the best visible orders in the book. The result is averaged over the stocks in the index and is based on measurements of the order books every 30 seconds. The value for the spread is quoted in basis points (0.01%).

### Book Depths

10BPS Depth (top of book)

Rank	Venue	Depth (1K EUR)	Change
1	XMAD	<b>169.1</b>	-10.9
2	CEUX	<b>48.1</b>	+3.9
3	AQEU	<b>37.3</b>	-4.7
4	TQEX	<b>5.5</b>	-1.6

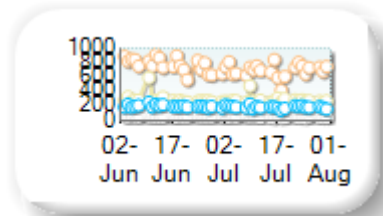
Monthly Depth Trend



50BPS Depth (deeper into book)

Rank	Venue	Depth (1K EUR)	Change
1	XMAD	<b>685.6</b>	-81.1
2	CEUX	<b>271.1</b>	-12.4
3	AQEU	<b>176.9</b>	-14.8
4	TQEX	<b>46.9</b>	-8.2
5	BATE	<b>23.8</b>	+1.8

Monthly Depth Trend



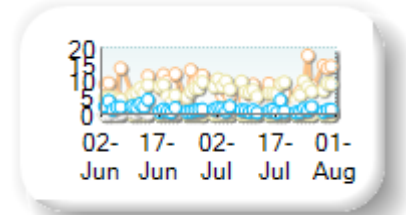
Market depth measures the amount of visible liquidity (bids and offers) in the order book within 10 or 50 BPS of mid price. The result is averaged over the stocks in the index and is based on measurements of the order book every 30 seconds. This is quoted in '000s of EUR.

### Best Prices

At touch

Rank	Venue	Best Price (%)	Change
1	XMAD	<b>8.62</b>	+1.04
2	CEUX	<b>7.97</b>	+2.35
3	AQEU	<b>1.46</b>	-0.59
4	TQEX	<b>1.41</b>	+0.78
5	CHIX	<b>0.00</b>	+0.00
6	TRQX	<b>0.00</b>	+0.00
7	BATE	<b>0.00</b>	-0.03
8	AQXE	<b>0.00</b>	+0.00

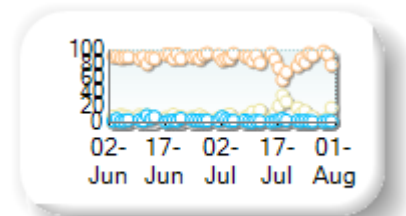
Best Prices Trend



25k EUR deal

Rank	Venue	Best Price (%)	Change
1	XMAD	<b>85.79</b>	-4.00
2	CEUX	<b>11.90</b>	+4.85
3	AQEU	<b>1.73</b>	-0.93
4	TQEX	<b>0.04</b>	+0.01
5	CHIX	<b>0.00</b>	+0.00
6	TRQX	<b>0.00</b>	+0.00
7	BATE	<b>0.00</b>	+0.00
8	AQXE	<b>0.00</b>	+0.00

Best Prices Trend

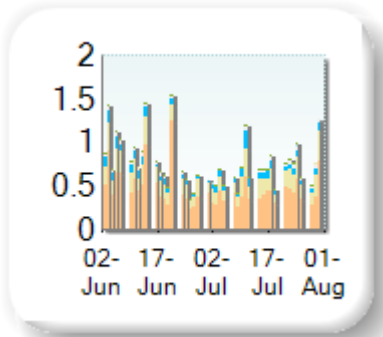


Best Price % measures how often each venue posts an absolute best price (no ties) for stocks. The result is averaged over the stocks in the index and is based on measurements of the order book every 5 seconds.

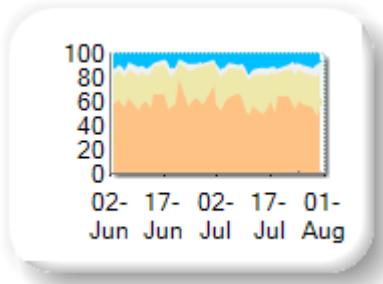
### Market Share

Rank	Venue	Market Share	Change
1	XMAD	<b>57.24%</b>	-4.08
2	CEUX	<b>26.62%</b>	+2.30
3	AQEU	<b>10.10%</b>	+1.12
4	TQEX	<b>5.54%</b>	+0.41
5	TRQX	<b>0.23%</b>	+0.04
6	CHIX	<b>0.19%</b>	+0.19
7	BATE	<b>0.07%</b>	+0.02
8	AQXE	<b>0.00%</b>	+0.00

Volume Trend



Market Share Trend



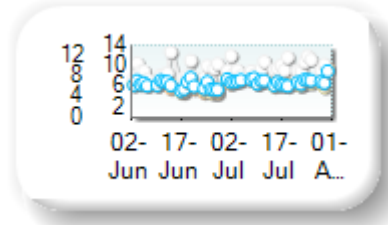
Market share is based on on-book value traded during continuous trading. The share is calculated by averaging over all stocks in the index. The current value shown is for last week and the change is relative to the previous week.

### Spreads

At touch

Rank	Venue	Spread (bps)	Change
1	CEUX	<b>6.78</b>	+0.62
2	AQEU	<b>6.88</b>	+0.68
3	XMAD	<b>6.89</b>	+0.87
4	TQEX	<b>10.26</b>	+1.69
5	BATE	<b>130.97</b>	n/a

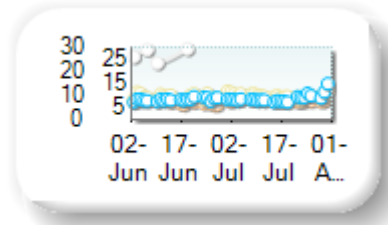
Monthly Spread Trend



25k EUR deal

Rank	Venue	Spread (bps)	Change
1	XMAD	<b>7.88</b>	+0.66
2	AQEU	<b>8.60</b>	+0.54
3	CEUX	<b>9.86</b>	+0.66
4	TQEX	<b>46.16</b>	+9.19
5	BATE	<b>185.00</b>	n/a

Monthly Spread Trend



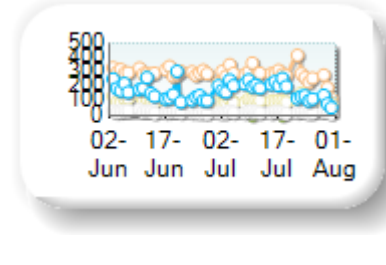
Spreads measure the bid to offer spread of the best visible orders in the book. The result is averaged over the stocks in the index and is based on measurements of the order books every 30 seconds. The value for the spread is quoted in basis points (0.01%).

### Book Depths

10BPS Depth (top of book)

Rank	Venue	Depth (1K EUR)	Change
1	XMAD	<b>277.2</b>	-19.2
2	AQEU	<b>172.0</b>	+12.8
3	CEUX	<b>94.5</b>	-7.0
4	TQEX	<b>18.6</b>	-2.6

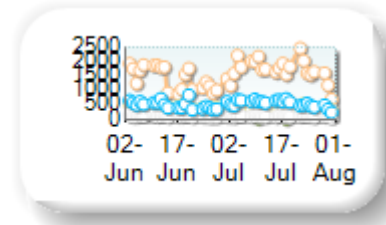
Monthly Depth Trend



50BPS Depth (deeper into book)

Rank	Venue	Depth (1K EUR)	Change
1	XMAD	<b>1,692.5</b>	+283.1
2	AQEU	<b>540.2</b>	+51.9
3	CEUX	<b>402.9</b>	-24.9
4	TQEX	<b>94.3</b>	-5.6
5	BATE	<b>24.2</b>	+2.9
6	CHIX	<b>8.5</b>	+0.6

Monthly Depth Trend



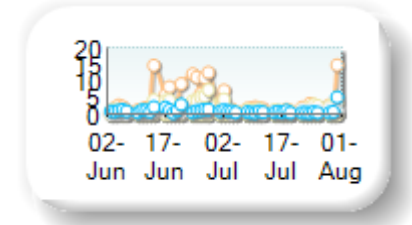
Market depth measures the amount of visible liquidity (bids and offers) in the order book within 10 or 50 BPS of mid price. The result is averaged over the stocks in the index and is based on measurements of the order book every 30 seconds. This is quoted in '000s of EUR.

### Best Prices

At touch

Rank	Venue	Best Price (%)	Change
1	XMAD	<b>2.61</b>	-3.42
2	CEUX	<b>1.81</b>	-0.98
3	AQEU	<b>0.98</b>	-0.12
4	TQEX	<b>0.83</b>	+0.05
5	BATE	<b>0.07</b>	+0.02
6	CHIX	<b>0.00</b>	+0.00
7	TRQX	<b>0.00</b>	+0.00
8	AQXE	<b>0.00</b>	+0.00


Best Prices Trend



25k EUR deal

Rank	Venue	Best Price (%)	Change
1	XMAD	<b>26.69</b>	-11.56
2	AQEU	<b>12.94</b>	-1.12
3	CEUX	<b>8.49</b>	-2.01
4	TQEX	<b>0.34</b>	+0.06
5	CHIX	<b>0.00</b>	+0.00
6	TRQX	<b>0.00</b>	+0.00
7	BATE	<b>0.00</b>	+0.00
8	AQXE	<b>0.00</b>	+0.00

Best Prices Trend

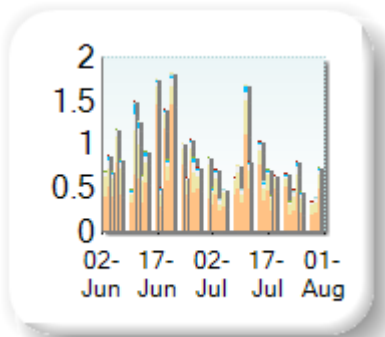


Best Price % measures how often each venue posts an absolute best price (no ties) for stocks. The result is averaged over the stocks in the index and is based on measurements of the order book every 5 seconds.

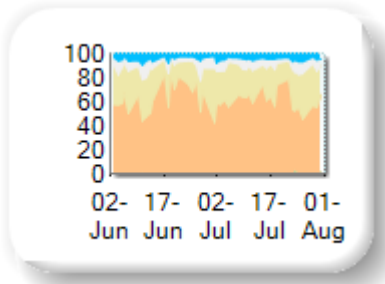
### Market Share

Rank	Venue	Market Share	Change
1	XMAD	<b>60.50%</b>	-3.98
2	CEUX	<b>26.71%</b>	+3.78
3	TQEX	<b>7.14%</b>	+0.12
4	AQEU	<b>5.27%</b>	+0.08
5	TRQX	<b>0.23%</b>	+0.04
6	BATE	<b>0.08%</b>	-0.09
7	CHIX	<b>0.06%</b>	+0.04
8	AQXE	<b>0.00%</b>	+0.00

Volume Trend



Market Share Trend



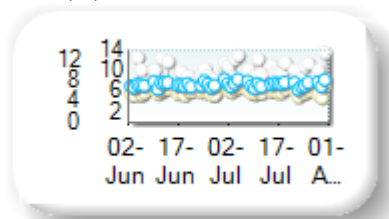
Market share is based on on-book value traded during continuous trading. The share is calculated by averaging over all stocks in the index. The current value shown is for last week and the change is relative to the previous week.

### Spreads

At touch

Rank	Venue	Spread (bps)	Change
1	CEUX	<b>5.96</b>	+0.17
2	XMAD	<b>6.31</b>	+0.18
3	AQEU	<b>7.36</b>	+0.18
4	TQEX	<b>10.29</b>	+1.39

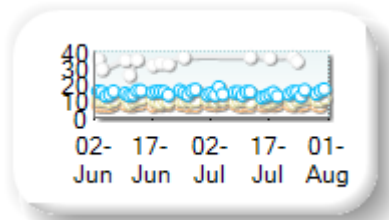
Monthly Spread Trend



25k EUR deal

Rank	Venue	Spread (bps)	Change
1	XMAD	<b>8.42</b>	+0.20
2	CEUX	<b>11.07</b>	+0.27
3	AQEU	<b>15.22</b>	-0.39
4	TQEX	<b>44.49</b>	+5.62

Monthly Spread Trend



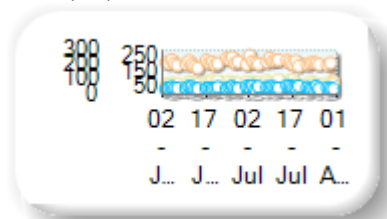
Spreads measure the bid to offer spread of the best visible orders in the book. The result is averaged over the stocks in the index and is based on measurements of the order books every 30 seconds. The value for the spread is quoted in basis points (0.01%).

### Book Depths

10BPS Depth (top of book)

Rank	Venue	Depth (1K EUR)	Change
1	XMAD	<b>209.7</b>	-3.3
2	CEUX	<b>76.8</b>	+0.4
3	AQEU	<b>46.6</b>	+3.9
4	TQEX	<b>17.9</b>	-2.6


Monthly Depth Trend



50BPS Depth (deeper into book)

Rank	Venue	Depth (1K EUR)	Change
1	XMAD	<b>1,139.4</b>	+18.4
2	CEUX	<b>324.8</b>	-15.7
3	AQEU	<b>210.9</b>	+3.6
4	TQEX	<b>89.8</b>	-13.1
5	BATE	<b>4.5</b>	-4.7

Monthly Depth Trend



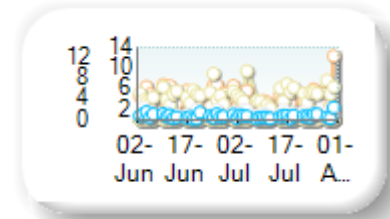
Market depth measures the amount of visible liquidity (bids and offers) in the order book within 10 or 50 BPS of mid price. The result is averaged over the stocks in the index and is based on measurements of the order book every 30 seconds. This is quoted in '000s of EUR.

### Best Prices

At touch

Rank	Venue	Best Price (%)	Change
1	CEUX	<b>4.86</b>	-0.04
2	XMAD	<b>4.22</b>	-0.11
3	TQEX	<b>1.13</b>	+0.22
4	AQEU	<b>0.62</b>	-0.10
5	CHIX	<b>0.00</b>	+0.00
6	TRQX	<b>0.00</b>	+0.00
7	BATE	<b>0.00</b>	-0.01
8	AQXE	<b>0.00</b>	+0.00

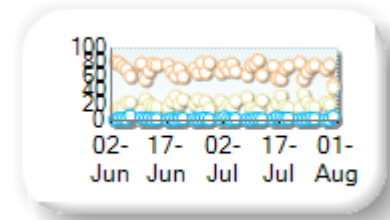
Best Prices Trend



25k EUR deal

Rank	Venue	Best Price (%)	Change
1	XMAD	<b>69.55</b>	-1.13
2	CEUX	<b>22.35</b>	+0.95
3	AQEU	<b>1.61</b>	+0.10
4	TQEX	<b>0.82</b>	-0.02
5	CHIX	<b>0.00</b>	+0.00
6	TRQX	<b>0.00</b>	+0.00
7	BATE	<b>0.00</b>	+0.00
8	AQXE	<b>0.00</b>	+0.00

Best Prices Trend

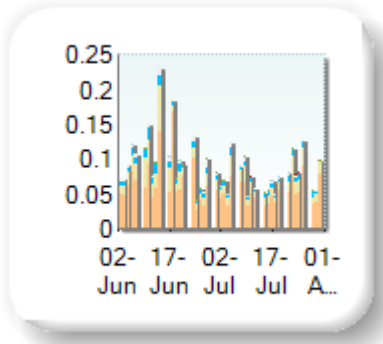


Best Price % measures how often each venue posts an absolute best price (no ties) for stocks. The result is averaged over the stocks in the index and is based on measurements of the order book every 5 seconds.

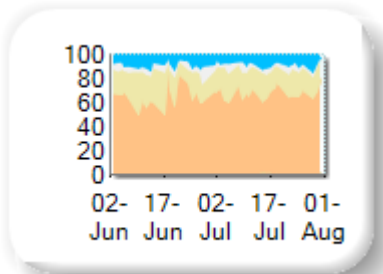
### Market Share

Rank	Venue	Market Share	Change
1	XMAD	<b>67.03%</b>	+1.56
2	CEUX	<b>20.37%</b>	-0.60
3	AQEU	<b>7.99%</b>	-0.66
4	TQEX	<b>4.24%</b>	-0.62
5	TRQX	<b>0.32%</b>	+0.28
6	CHIX	<b>0.03%</b>	+0.03
7	BATE	<b>0.02%</b>	+0.01

Volume Trend



Market Share Trend



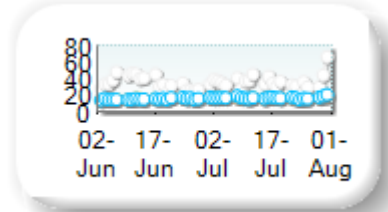
Market share is based on on-book value traded during continuous trading. The share is calculated by averaging over all stocks in the index. The current value shown is for last week and the change is relative to the previous week.

### Spreads

At touch

Rank	Venue	Spread (bps)	Change
1	XMAD	<b>16.86</b>	+1.16
2	CEUX	<b>17.27</b>	+1.18
3	AQEU	<b>17.60</b>	+1.60
4	TQEX	<b>36.96</b>	+1.25

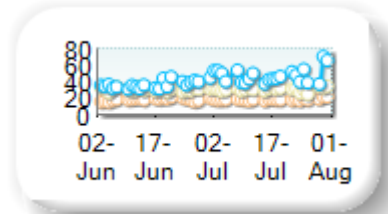
Monthly Spread Trend



25k EUR deal

Rank	Venue	Spread (bps)	Change
1	XMAD	<b>19.40</b>	+0.21
2	CEUX	<b>31.75</b>	+0.39
3	AQEU	<b>48.05</b>	+11.08

Monthly Spread Trend



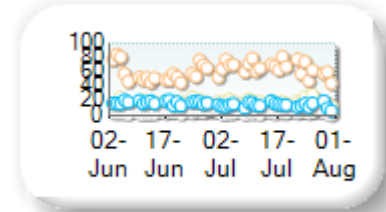
Spreads measure the bid to offer spread of the best visible orders in the book. The result is averaged over the stocks in the index and is based on measurements of the order books every 30 seconds. The value for the spread is quoted in basis points (0.01%).

### Book Depths

10BPS Depth (top of book)

Rank	Venue	Depth (1K EUR)	Change
1	XMAD	<b>64.7</b>	+6.6
2	CEUX	<b>18.1</b>	+0.2
3	AQEU	<b>13.6</b>	-3.5
4	TQEX	<b>3.2</b>	-0.2

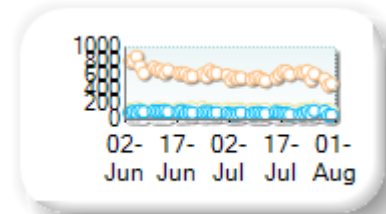
Monthly Depth Trend



50BPS Depth (deeper into book)

Rank	Venue	Depth (1K EUR)	Change
1	XMAD	<b>581.6</b>	-89.0
2	CEUX	<b>128.9</b>	-5.9
3	AQEU	<b>75.9</b>	-20.3
4	TQEX	<b>24.2</b>	-2.1

Monthly Depth Trend



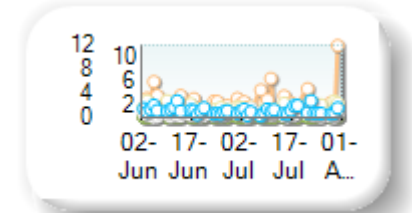
Market depth measures the amount of visible liquidity (bids and offers) in the order book within 10 or 50 BPS of mid price. The result is averaged over the stocks in the index and is based on measurements of the order book every 30 seconds. This is quoted in '000s of EUR.

### Best Prices

At touch

Rank	Venue	Best Price (%)	Change
1	XMAD	<b>2.72</b>	+1.88
2	CEUX	<b>1.29</b>	-0.04
3	AQEU	<b>0.95</b>	-0.44
4	TQEX	<b>0.47</b>	+0.09
5	CHIX	<b>0.00</b>	+0.00
6	TRQX	<b>0.00</b>	+0.00
7	BATE	<b>0.00</b>	+0.00

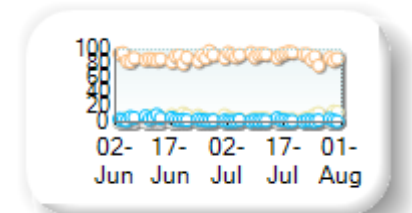
Best Prices Trend



25k EUR deal

Rank	Venue	Best Price (%)	Change
1	XMAD	<b>90.32</b>	+2.85
2	CEUX	<b>5.54</b>	+0.47
3	AQEU	<b>1.33</b>	-2.26
4	TQEX	<b>0.04</b>	-0.09
5	CHIX	<b>0.00</b>	+0.00
6	TRQX	<b>0.00</b>	+0.00
7	BATE	<b>0.00</b>	+0.00

Best Prices Trend

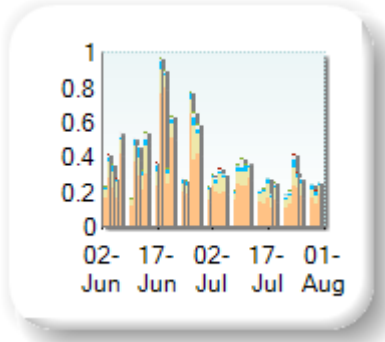


Best Price % measures how often each venue posts an absolute best price (no ties) for stocks. The result is averaged over the stocks in the index and is based on measurements of the order book every 5 seconds.

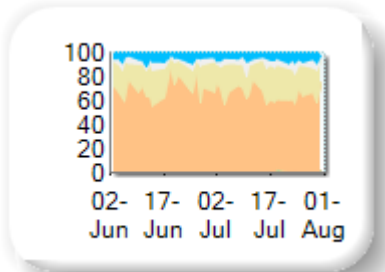
### Market Share

Rank	Venue	Market Share	Change
1	XMAD	<b>64.43%</b>	-6.87
2	CEUX	<b>23.30%</b>	+4.51
3	AQEU	<b>6.40%</b>	+0.48
4	TQEX	<b>5.42%</b>	+1.54
5	TRQX	<b>0.35%</b>	+0.28
6	BATE	<b>0.08%</b>	+0.05
7	CHIX	<b>0.02%</b>	+0.01

Volume Trend



Market Share Trend



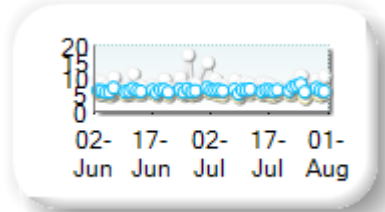
Market share is based on on-book value traded during continuous trading. The share is calculated by averaging over all stocks in the index. The current value shown is for last week and the change is relative to the previous week.

### Spreads

At touch

Rank	Venue	Spread (bps)	Change
1	CEUX	<b>5.76</b>	-0.04
2	XMAD	<b>6.07</b>	+0.16
3	AQEU	<b>6.85</b>	+0.29
4	TQEX	<b>9.08</b>	+0.00

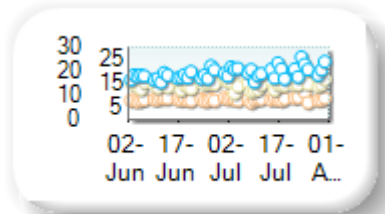
Monthly Spread Trend



25k EUR deal

Rank	Venue	Spread (bps)	Change
1	XMAD	<b>8.41</b>	+0.48
2	CEUX	<b>14.44</b>	+0.22
3	AQEU	<b>19.92</b>	+2.09
4	TQEX	<b>54.09</b>	-1.96

Monthly Spread Trend



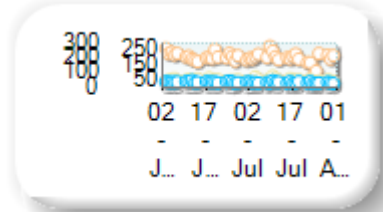
Spreads measure the bid to offer spread of the best visible orders in the book. The result is averaged over the stocks in the index and is based on measurements of the order books every 30 seconds. The value for the spread is quoted in basis points (0.01%).

### Book Depths

10BPS Depth (top of book)

Rank	Venue	Depth (1K EUR)	Change
1	XMAD	<b>194.8</b>	-15.1
2	CEUX	<b>48.5</b>	+0.2
3	AQEU	<b>32.0</b>	-3.4
4	TQEX	<b>13.3</b>	+0.4

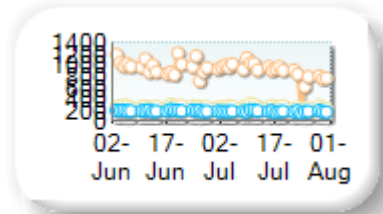
Monthly Depth Trend



50BPS Depth (deeper into book)

Rank	Venue	Depth (1K EUR)	Change
1	XMAD	<b>873.1</b>	-91.1
2	CEUX	<b>248.3</b>	-8.4
3	AQEU	<b>166.6</b>	-12.1
4	TQEX	<b>71.0</b>	-1.1
5	BATE	<b>24.9</b>	-2.2

Monthly Depth Trend



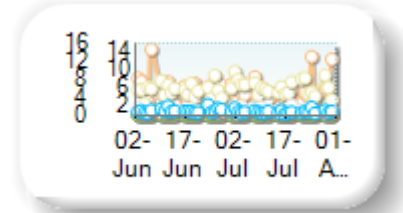
Market depth measures the amount of visible liquidity (bids and offers) in the order book within 10 or 50 BPS of mid price. The result is averaged over the stocks in the index and is based on measurements of the order book every 30 seconds. This is quoted in '000s of EUR.

### Best Prices

At touch

Rank	Venue	Best Price (%)	Change
1	CEUX	<b>6.14</b>	+0.77
2	XMAD	<b>5.44</b>	+0.28
3	TQEX	<b>1.01</b>	+0.12
4	AQEU	<b>0.70</b>	-0.25
5	BATE	<b>0.01</b>	+0.02
6	CHIX	<b>0.00</b>	+0.00
7	TRQX	<b>0.00</b>	+0.00

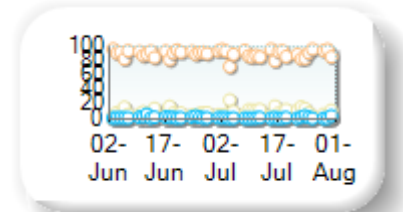
Best Prices Trend



25k EUR deal

Rank	Venue	Best Price (%)	Change
1	XMAD	<b>88.42</b>	-1.49
2	CEUX	<b>9.60</b>	+2.08
3	AQEU	<b>0.81</b>	-0.63
4	TQEX	<b>0.13</b>	-0.05
5	CHIX	<b>0.00</b>	+0.00
6	TRQX	<b>0.00</b>	+0.00
7	BATE	<b>0.00</b>	+0.00

Best Prices Trend

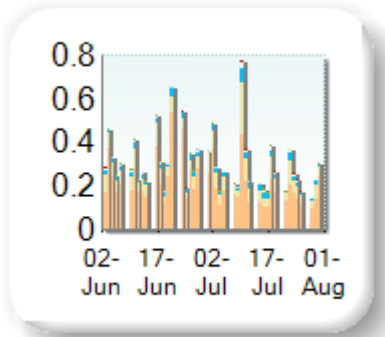


Best Price % measures how often each venue posts an absolute best price (no ties) for stocks. The result is averaged over the stocks in the index and is based on measurements of the order book every 5 seconds.

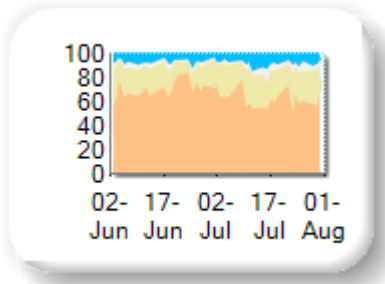
### Market Share

Rank	Venue	Market Share	Change
1	XMAD	<b>63.09%</b>	-9.15
2	CEUX	<b>24.69%</b>	+6.73
3	AQEU	<b>7.49%</b>	+1.35
4	TQEX	<b>4.28%</b>	+0.88
5	TRQX	<b>0.31%</b>	+0.08
6	CHIX	<b>0.08%</b>	+0.08
7	BATE	<b>0.06%</b>	+0.04
8	AQXE	<b>0.00%</b>	+0.00

Volume Trend



Market Share Trend



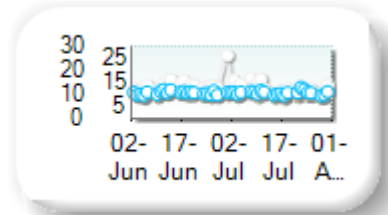
Market share is based on on-book value traded during continuous trading. The share is calculated by averaging over all stocks in the index. The current value shown is for last week and the change is relative to the previous week.

### Spreads

At touch

Rank	Venue	Spread (bps)	Change
1	CEUX	<b>9.91</b>	-0.12
2	XMAD	<b>10.11</b>	-0.07
3	AQEU	<b>10.47</b>	+0.05
4	TQEX	<b>13.00</b>	+0.10

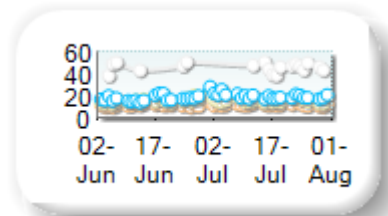
Monthly Spread Trend



25k EUR deal

Rank	Venue	Spread (bps)	Change
1	XMAD	<b>12.36</b>	+0.46
2	CEUX	<b>16.48</b>	+0.53
3	AQEU	<b>20.36</b>	+2.53
4	TQEX	<b>52.70</b>	-2.90

Monthly Spread Trend



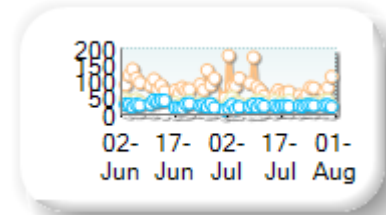
Spreads measure the bid to offer spread of the best visible orders in the book. The result is averaged over the stocks in the index and is based on measurements of the order books every 30 seconds. The value for the spread is quoted in basis points (0.01%).

### Book Depths

10BPS Depth (top of book)

Rank	Venue	Depth (1K EUR)	Change
1	XMAD	<b>85.3</b>	-9.5
2	CEUX	<b>37.6</b>	-0.4
3	AQEU	<b>27.1</b>	-4.8
4	TQEX	<b>10.1</b>	-0.4

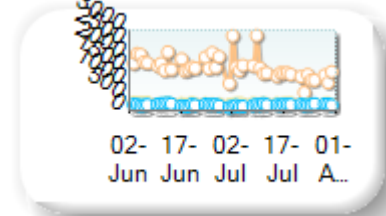
Monthly Depth Trend



50BPS Depth (deeper into book)

Rank	Venue	Depth (1K EUR)	Change
1	XMAD	<b>1,458.3</b>	-320.8
2	CEUX	<b>245.2</b>	-11.2
3	AQEU	<b>191.7</b>	-11.4
4	TQEX	<b>67.1</b>	-0.4
5	BATE	<b>1.8</b>	-1.7

Monthly Depth Trend



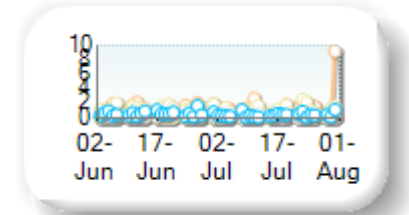
Market depth measures the amount of visible liquidity (bids and offers) in the order book within 10 or 50 BPS of mid price. The result is averaged over the stocks in the index and is based on measurements of the order book every 30 seconds. This is quoted in '000s of EUR.

### Best Prices

At touch

Rank	Venue	Best Price (%)	Change
1	XMAD	<b>1.52</b>	+0.58
2	CEUX	<b>1.09</b>	-0.18
3	AQEU	<b>0.36</b>	-0.18
4	TQEX	<b>0.26</b>	+0.02
5	BATE	<b>0.00</b>	+0.01
6	CHIX	<b>0.00</b>	+0.00
7	TRQX	<b>0.00</b>	+0.00
8	AQXE	<b>0.00</b>	+0.00

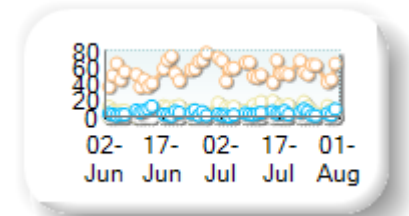
Best Prices Trend



25k EUR deal

Rank	Venue	Best Price (%)	Change
1	XMAD	<b>57.22</b>	+2.13
2	CEUX	<b>11.32</b>	+3.11
3	AQEU	<b>4.44</b>	-0.83
4	TQEX	<b>0.49</b>	-0.04
5	CHIX	<b>0.00</b>	+0.00
6	TRQX	<b>0.00</b>	+0.00
7	BATE	<b>0.00</b>	+0.00
8	AQXE	<b>0.00</b>	+0.00

Best Prices Trend

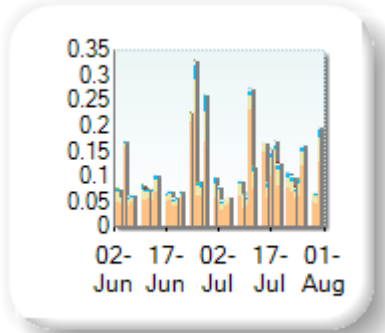


Best Price % measures how often each venue posts an absolute best price (no ties) for stocks. The result is averaged over the stocks in the index and is based on measurements of the order book every 5 seconds.

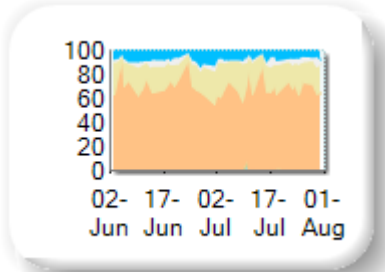
### Market Share

Rank	Venue	Market Share	Change
1	XMAD	<b>68.93%</b>	-3.46
2	CEUX	<b>20.43%</b>	+3.40
3	AQEU	<b>6.36%</b>	-1.10
4	TQEX	<b>3.81%</b>	+0.83
5	TRQX	<b>0.40%</b>	+0.32
6	BATE	<b>0.05%</b>	-0.01
7	CHIX	<b>0.03%</b>	+0.02

Volume Trend



Market Share Trend



Market share is based on on-book value traded during continuous trading. The share is calculated by averaging over all stocks in the index. The current value shown is for last week and the change is relative to the previous week.

### Spreads

At touch

Rank	Venue	Spread (bps)	Change
1	XMAD	<b>13.37</b>	-2.29
2	CEUX	<b>13.67</b>	-2.46
3	AQEU	<b>15.02</b>	-1.68
4	TQEX	<b>36.19</b>	+7.78

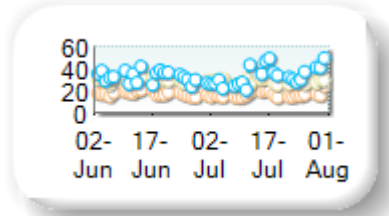
Monthly Spread Trend



25k EUR deal

Rank	Venue	Spread (bps)	Change
1	XMAD	<b>16.95</b>	-1.09
2	CEUX	<b>29.03</b>	-1.64
3	AQEU	<b>33.84</b>	+0.23

Monthly Spread Trend



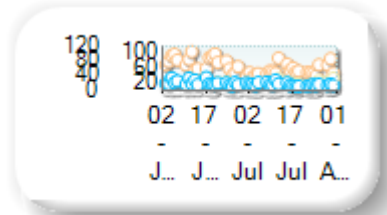
Spreads measure the bid to offer spread of the best visible orders in the book. The result is averaged over the stocks in the index and is based on measurements of the order books every 30 seconds. The value for the spread is quoted in basis points (0.01%).

### Book Depths

10BPS Depth (top of book)

Rank	Venue	Depth (1K EUR)	Change
1	XMAD	<b>52.9</b>	-21.0
2	CEUX	<b>16.5</b>	-0.5
3	AQEU	<b>15.6</b>	-4.8
4	TQEX	<b>2.5</b>	-0.5

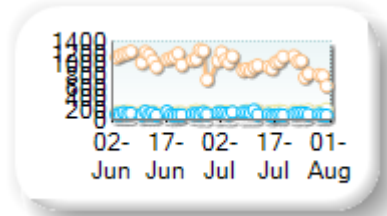
Monthly Depth Trend



50BPS Depth (deeper into book)

Rank	Venue	Depth (1K EUR)	Change
1	XMAD	<b>956.7</b>	-139.4
2	CEUX	<b>152.0</b>	+13.0
3	AQEU	<b>107.0</b>	+3.2
4	TQEX	<b>23.3</b>	-5.4

Monthly Depth Trend



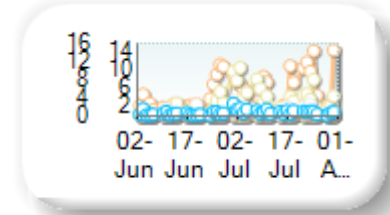
Market depth measures the amount of visible liquidity (bids and offers) in the order book within 10 or 50 BPS of mid price. The result is averaged over the stocks in the index and is based on measurements of the order book every 30 seconds. This is quoted in '000s of EUR.

### Best Prices

At touch

Rank	Venue	Best Price (%)	Change
1	XMAD	<b>6.56</b>	+2.38
2	CEUX	<b>4.35</b>	+2.63
3	AQEU	<b>0.87</b>	+0.54
4	TQEX	<b>0.69</b>	+0.34
5	CHIX	<b>0.00</b>	+0.00
6	TRQX	<b>0.00</b>	+0.00
7	BATE	<b>0.00</b>	+0.00
8	AQXE	<b>0.00</b>	+0.00

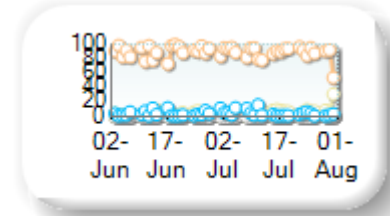
Best Prices Trend



25k EUR deal

Rank	Venue	Best Price (%)	Change
1	XMAD	<b>87.57</b>	-1.51
2	CEUX	<b>5.92</b>	+2.90
3	AQEU	<b>3.68</b>	+0.65
4	TQEX	<b>0.06</b>	-0.04
5	CHIX	<b>0.00</b>	+0.00
6	TRQX	<b>0.00</b>	+0.00
7	BATE	<b>0.00</b>	+0.00
8	AQXE	<b>0.00</b>	+0.00

Best Prices Trend

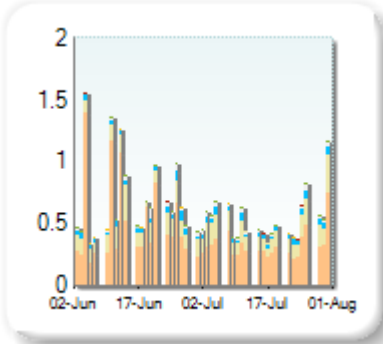


Best Price % measures how often each venue posts an absolute best price (no ties) for stocks. The result is averaged over the stocks in the index and is based on measurements of the order book every 5 seconds.

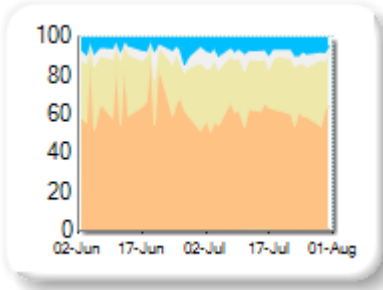
### Market Share

Rank	Venue	Market Share	Change
1	XMAD	<b>58.78%</b>	-12.38
2	CEUX	<b>27.68%</b>	+8.59
3	AQEU	<b>7.30%</b>	+1.88
4	TQEX	<b>5.84%</b>	+1.68
5	TRQX	<b>0.20%</b>	+0.15
6	ENXT	<b>0.14%</b>	+0.05
7	CHIX	<b>0.04%</b>	+0.04
8	BATE	<b>0.02%</b>	-0.01
9	AQXE	<b>0.00%</b>	+0.00

Volume Trend



Market Share Trend



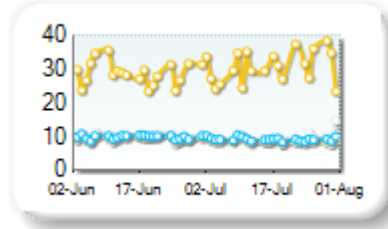
Market share is based on on-book value traded during continuous trading. The share is calculated by averaging over all stocks in the index. The current value shown is for last week and the change is relative to the previous week.

### Spreads

At touch

Rank	Venue	Spread (bps)	Change
1	CEUX	<b>8.64</b>	-0.59
2	XMAD	<b>8.77</b>	-0.60
3	AQEU	<b>9.22</b>	-0.58
4	TQEX	<b>9.96</b>	-0.29
5	ENXT	<b>31.31</b>	+2.14

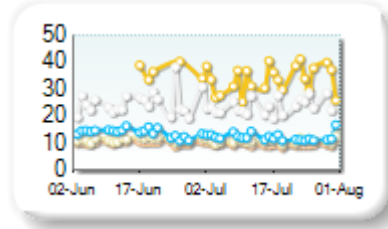
Monthly Spread Trend



25k EUR deal

Rank	Venue	Spread (bps)	Change
1	XMAD	<b>9.71</b>	-0.52
2	CEUX	<b>10.99</b>	-0.33
3	AQEU	<b>12.36</b>	-1.59
4	TQEX	<b>23.90</b>	-0.62
5	ENXT	<b>33.67</b>	-12.65

Monthly Spread Trend



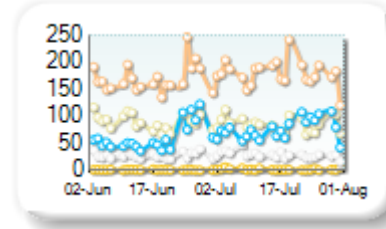
Spreads measure the bid to offer spread of the best visible orders in the book. The result is averaged over the stocks in the index and is based on measurements of the order books every 30 seconds. The value for the spread is quoted in basis points (0.01%).

### Book Depths

10BPS Depth (top of book)

Rank	Venue	Depth (1K EUR)	Change
1	XMAD	<b>177.1</b>	+6.4
2	CEUX	<b>84.5</b>	-6.4
3	AQEU	<b>75.4</b>	+14.5
4	TQEX	<b>28.6</b>	+0.2
5	ENXT	<b>1.9</b>	+0.9

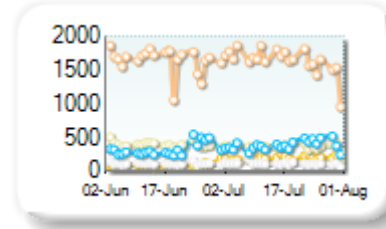
Monthly Depth Trend



50BPS Depth (deeper into book)

Rank	Venue	Depth (1K EUR)	Change
1	XMAD	<b>1,631.7</b>	-7.7
2	AQEU	<b>380.2</b>	+56.4
3	CEUX	<b>367.8</b>	-30.1
4	ENXT	<b>193.7</b>	+107.7
5	TQEX	<b>112.6</b>	-0.5
6	BATE	<b>13.2</b>	+1.7

Monthly Depth Trend



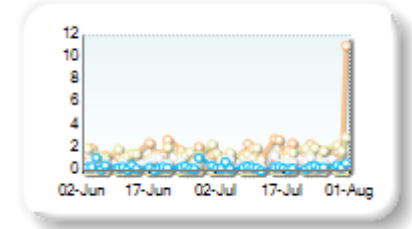
Market depth measures the amount of visible liquidity (bids and offers) in the order book within 10 or 50 BPS of mid price. The result is averaged over the stocks in the index and is based on measurements of the order book every 30 seconds. This is quoted in '000s of EUR.

### Best Prices

At touch

Rank	Venue	Best Price (%)	Change
1	XMAD	<b>2.19</b>	+0.79
2	CEUX	<b>1.61</b>	-0.05
3	TQEX	<b>0.64</b>	-0.16
4	AQEU	<b>0.34</b>	-0.11
5	BATE	<b>0.00</b>	-0.01
6	CHIX	<b>0.00</b>	+0.00
7	TRQX	<b>0.00</b>	+0.00
8	AQXE	<b>0.00</b>	+0.00

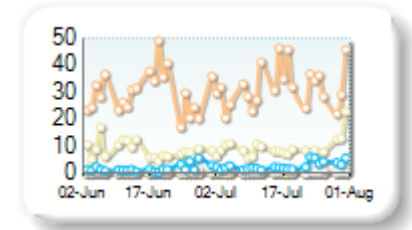
Best Prices Trend



25k EUR deal

Rank	Venue	Best Price (%)	Change
1	XMAD	<b>32.13</b>	+2.71
2	CEUX	<b>9.14</b>	+0.59
3	AQEU	<b>2.72</b>	+1.04
4	TQEX	<b>0.76</b>	+0.08
5	CHIX	<b>0.00</b>	+0.00
6	TRQX	<b>0.00</b>	+0.00
7	BATE	<b>0.00</b>	+0.00
8	AQXE	<b>0.00</b>	+0.00

Best Prices Trend



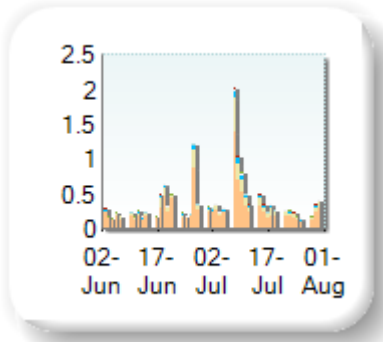
Best Price % measures how often each venue posts an absolute best price (no ties) for stocks. The result is averaged over the stocks in the index and is based on measurements of the order book every 5 seconds.



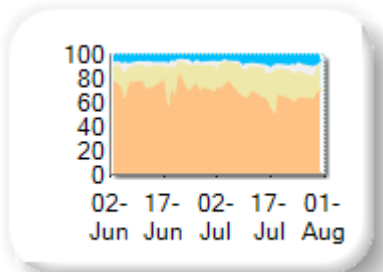
## Market Share

Rank	Venue	Market Share	Change
1	XMAD	<b>66.52%</b>	-6.07
2	CEUX	<b>22.74%</b>	+4.61
3	AQEU	<b>6.53%</b>	+1.37
4	TQEX	<b>4.04%</b>	+0.06
5	TRQX	<b>0.10%</b>	+0.03
6	BATE	<b>0.05%</b>	+0.00
7	CHIX	<b>0.01%</b>	+0.01

Volume Trend



Market Share Trend




Market share is based on on-book value traded during continuous trading. The share is calculated by averaging over all stocks in the index. The current value shown is for last week and the change is relative to the previous week.

## Spreads

At touch

Rank	Venue	Spread (bps)	Change
1	XMAD	<b>11.27</b>	+2.08
2	CEUX	<b>11.44</b>	+0.67
3	AQEU	<b>18.77</b>	-0.70
4	TQEX	<b>46.45</b>	+11.68


Monthly Spread Trend



25k EUR deal

Rank	Venue	Spread (bps)	Change
1	XMAD	<b>17.47</b>	+3.82
2	CEUX	<b>29.25</b>	-0.04
3	AQEU	<b>68.69</b>	-10.15
4	TQEX	<b>262.17</b>	+74.42

Monthly Spread Trend




Spreads measure the bid to offer spread of the best visible orders in the book. The result is averaged over the stocks in the index and is based on measurements of the order books every 30 seconds. The value for the spread is quoted in basis points (0.01%).

## Book Depths

10BPS Depth (top of book)

Rank	Venue	Depth (1K EUR)	Change
1	XMAD	<b>75.6</b>	-24.8
2	CEUX	<b>17.1</b>	+0.6
3	AQEU	<b>11.1</b>	+1.7
4	TQEX	<b>2.1</b>	-1.0

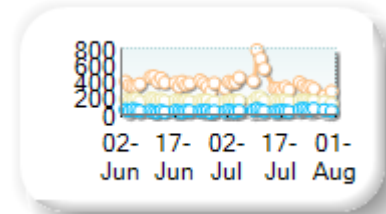
Monthly Depth Trend



50BPS Depth (deeper into book)

Rank	Venue	Depth (1K EUR)	Change
1	XMAD	<b>383.3</b>	-6.4
2	CEUX	<b>172.4</b>	-5.4
3	AQEU	<b>56.9</b>	+6.4
4	BATE	<b>47.2</b>	+1.9
5	TQEX	<b>34.2</b>	-7.3

Monthly Depth Trend



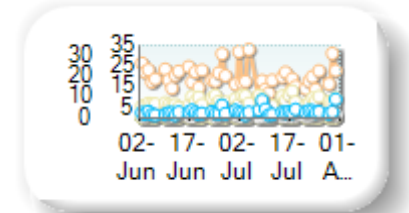
Market depth measures the amount of visible liquidity (bids and offers) in the order book within 10 or 50 BPS of mid price. The result is averaged over the stocks in the index and is based on measurements of the order book every 30 seconds. This is quoted in '000s of EUR.

## Best Prices

At touch

Rank	Venue	Best Price (%)	Change
1	XMAD	<b>18.62</b>	-2.25
2	CEUX	<b>8.45</b>	+1.50
3	AQEU	<b>3.07</b>	+0.63
4	TQEX	<b>1.18</b>	-0.10
5	CHIX	<b>0.00</b>	+0.00
6	TRQX	<b>0.00</b>	+0.00
7	BATE	<b>0.00</b>	0.00
8	AQXE	<b>0.00</b>	+0.00


Best Prices Trend



25k EUR deal

Rank	Venue	Best Price (%)	Change
1	XMAD	<b>92.04</b>	-5.86
2	CEUX	<b>5.04</b>	+3.32
3	AQEU	<b>0.80</b>	+0.64
4	TQEX	<b>0.03</b>	-0.01
5	CHIX	<b>0.00</b>	+0.00
6	TRQX	<b>0.00</b>	+0.00
7	BATE	<b>0.00</b>	+0.00
8	AQXE	<b>0.00</b>	+0.00

Best Prices Trend



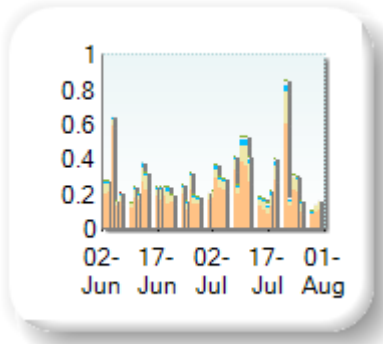
Best Price % measures how often each venue posts an absolute best price (no ties) for stocks. The result is averaged over the stocks in the index and is based on measurements of the order book every 5 seconds.

# International Consolidated Airlines Group SA

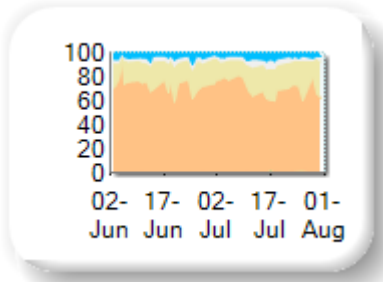
## Market Share

Rank	Venue	Market Share	Change
1	XMAD	<b>70.24%</b>	-3.03
2	CEUX	<b>20.62%</b>	+1.82
3	AQEU	<b>4.81%</b>	+0.19
4	TQEX	<b>3.86%</b>	+0.73
5	TRQX	<b>0.22%</b>	+0.12
6	CHIX	<b>0.15%</b>	+0.13
7	BATE	<b>0.10%</b>	+0.05

Volume Trend



Market Share Trend



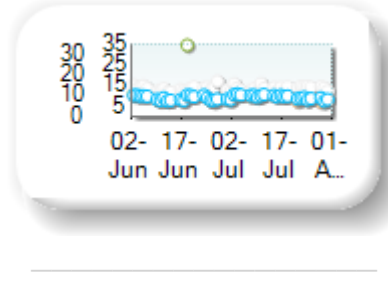
Market share is based on on-book value traded during continuous trading. The share is calculated by averaging over all stocks in the index. The current value shown is for last week and the change is relative to the previous week.

## Spreads

At touch

Rank	Venue	Spread (bps)	Change
1	XMAD	<b>8.93</b>	+0.26
2	AQEU	<b>9.16</b>	+0.41
3	CEUX	<b>9.40</b>	+0.17
4	TQEX	<b>13.44</b>	+0.14
5	BATE	<b>49.78</b>	-10.77
6	CHIX	<b>69.13</b>	-13.73

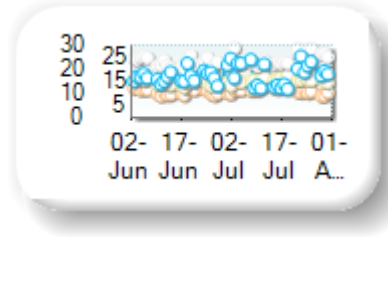
Monthly Spread Trend



25k EUR deal

Rank	Venue	Spread (bps)	Change
1	XMAD	<b>11.04</b>	+0.44
2	CEUX	<b>15.36</b>	+0.88
3	AQEU	<b>17.99</b>	+1.47
4	TQEX	<b>24.15</b>	+1.53

Monthly Spread Trend




Spreads measure the bid to offer spread of the best visible orders in the book. The result is averaged over the stocks in the index and is based on measurements of the order books every 30 seconds. The value for the spread is quoted in basis points (0.01%).

## Book Depths

10BPS Depth (top of book)

Rank	Venue	Depth (1K EUR)	Change
1	XMAD	<b>187.8</b>	-13.8
2	CEUX	<b>64.1</b>	-8.1
3	AQEU	<b>60.7</b>	+7.3
4	TQEX	<b>21.8</b>	-2.1
5	BATE	<b>1.9</b>	-0.3
6	CHIX	<b>1.7</b>	-0.3

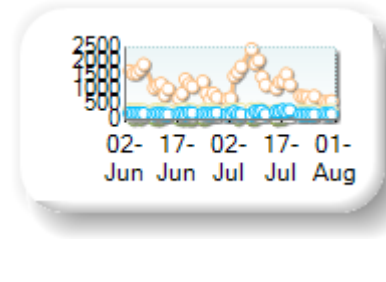
Monthly Depth Trend



50BPS Depth (deeper into book)

Rank	Venue	Depth (1K EUR)	Change
1	XMAD	<b>1,182.7</b>	+2.9
2	CEUX	<b>299.2</b>	-14.2
3	AQEU	<b>200.4</b>	+18.3
4	TQEX	<b>117.4</b>	+0.1
5	BATE	<b>11.3</b>	-3.8
6	CHIX	<b>9.1</b>	-2.5

Monthly Depth Trend




Market depth measures the amount of visible liquidity (bids and offers) in the order book within 10 or 50 BPS of mid price. The result is averaged over the stocks in the index and is based on measurements of the order book every 30 seconds. This is quoted in '000s of EUR.

## Best Prices

At touch

Rank	Venue	Best Price (%)	Change
1	XMAD	<b>7.89</b>	+2.87
2	CEUX	<b>4.31</b>	+0.61
3	AQEU	<b>3.19</b>	-1.00
4	TQEX	<b>0.55</b>	-0.22
5	BATE	<b>0.16</b>	-0.02
6	CHIX	<b>0.04</b>	+0.02
7	TRQX	<b>0.00</b>	+0.00

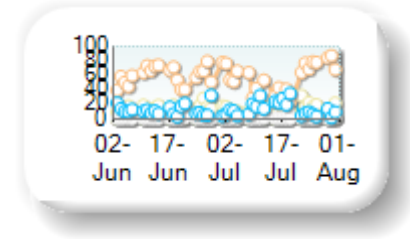
Best Prices Trend



25k EUR deal

Rank	Venue	Best Price (%)	Change
1	XMAD	<b>56.16</b>	-2.90
2	CEUX	<b>13.36</b>	-1.30
3	AQEU	<b>12.95</b>	+1.56
4	TQEX	<b>0.24</b>	+0.05
5	CHIX	<b>0.00</b>	+0.00
6	TRQX	<b>0.00</b>	+0.00
7	BATE	<b>0.00</b>	+0.00

Best Prices Trend

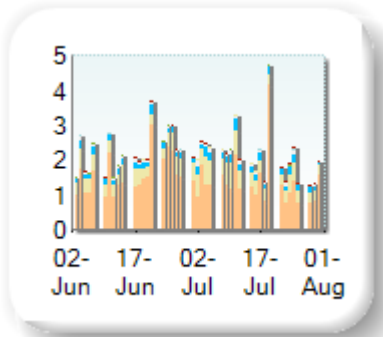


Best Price % measures how often each venue posts an absolute best price (no ties) for stocks. The result is averaged over the stocks in the index and is based on measurements of the order book every 5 seconds.

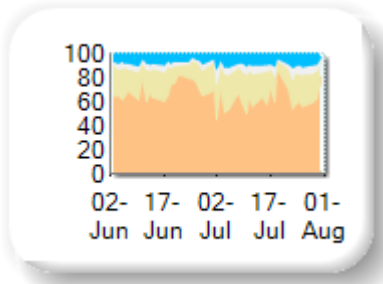
### Market Share

Rank	Venue	Market Share	Change
1	XMAD	<b>62.94%</b>	-6.90
2	CEUX	<b>22.56%</b>	+3.83
3	AQEU	<b>8.77%</b>	+1.62
4	TQEX	<b>5.49%</b>	+1.36
5	TRQX	<b>0.11%</b>	-0.01
6	BATE	<b>0.10%</b>	+0.08
7	CHIX	<b>0.03%</b>	+0.03
8	AQXE	<b>0.00%</b>	+0.00

Volume Trend



Market Share Trend



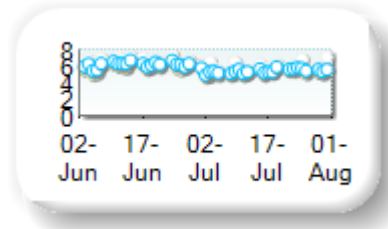
Market share is based on on-book value traded during continuous trading. The share is calculated by averaging over all stocks in the index. The current value shown is for last week and the change is relative to the previous week.

### Spreads

At touch

Rank	Venue	Spread (bps)	Change
1	CEUX	<b>5.38</b>	-0.68
2	XMAD	<b>5.46</b>	-0.68
3	AQEU	<b>5.52</b>	-0.76
4	TQEX	<b>5.98</b>	-0.68
5	BATE	<b>113.77</b>	-14.85

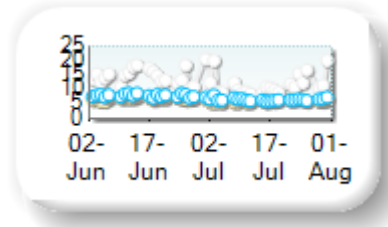
Monthly Spread Trend



25k EUR deal

Rank	Venue	Spread (bps)	Change
1	XMAD	<b>5.91</b>	-0.75
2	CEUX	<b>5.98</b>	-0.94
3	AQEU	<b>6.42</b>	-1.34
4	TQEX	<b>11.92</b>	-2.35

Monthly Spread Trend



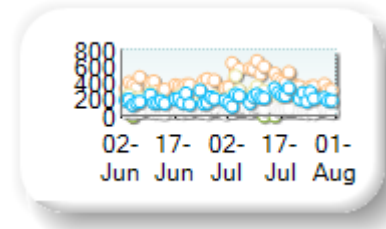
Spreads measure the bid to offer spread of the best visible orders in the book. The result is averaged over the stocks in the index and is based on measurements of the order books every 30 seconds. The value for the spread is quoted in basis points (0.01%).

### Book Depths

10BPS Depth (top of book)

Rank	Venue	Depth (1K EUR)	Change
1	XMAD	<b>451.3</b>	+73.3
2	CEUX	<b>245.2</b>	+36.3
3	AQEU	<b>232.4</b>	+38.9
4	TQEX	<b>73.9</b>	+16.2
5	BATE	<b>0.0</b>	+0.0

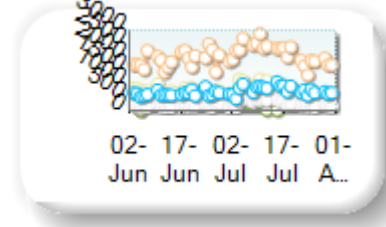
Monthly Depth Trend



50BPS Depth (deeper into book)

Rank	Venue	Depth (1K EUR)	Change
1	XMAD	<b>2,116.2</b>	+222.6
2	CEUX	<b>833.9</b>	+89.6
3	AQEU	<b>757.6</b>	+128.5
4	TQEX	<b>265.6</b>	+88.2
5	CHIX	<b>19.1</b>	+5.4
6	BATE	<b>13.1</b>	+3.6

Monthly Depth Trend



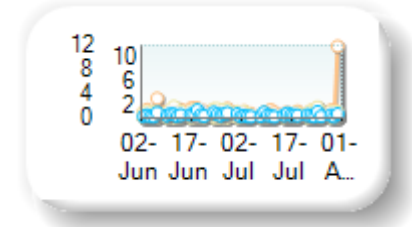
Market depth measures the amount of visible liquidity (bids and offers) in the order book within 10 or 50 BPS of mid price. The result is averaged over the stocks in the index and is based on measurements of the order book every 30 seconds. This is quoted in '000s of EUR.

### Best Prices

At touch

Rank	Venue	Best Price (%)	Change
1	XMAD	<b>1.32</b>	-0.46
2	CEUX	<b>0.67</b>	-0.44
3	TQEX	<b>0.39</b>	-0.15
4	AQEU	<b>0.36</b>	-0.01
5	BATE	<b>0.03</b>	-0.06
6	CHIX	<b>0.00</b>	0.00
7	TRQX	<b>0.00</b>	+0.00
8	AQXE	<b>0.00</b>	+0.00

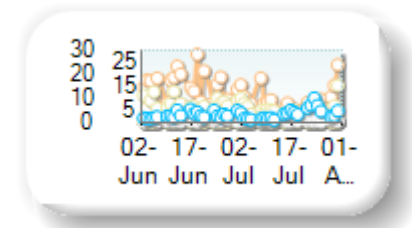
Best Prices Trend



25k EUR deal

Rank	Venue	Best Price (%)	Change
1	XMAD	<b>9.19</b>	-6.25
2	CEUX	<b>5.83</b>	-1.68
3	AQEU	<b>3.51</b>	+0.79
4	TQEX	<b>0.65</b>	-0.17
5	CHIX	<b>0.00</b>	+0.00
6	TRQX	<b>0.00</b>	+0.00
7	BATE	<b>0.00</b>	+0.00
8	AQXE	<b>0.00</b>	+0.00

Best Prices Trend

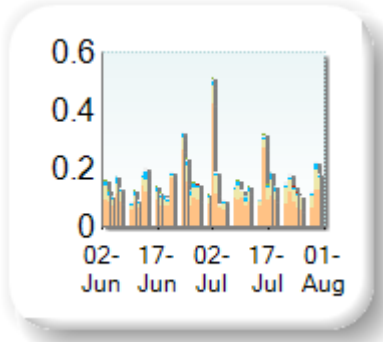


Best Price % measures how often each venue posts an absolute best price (no ties) for stocks. The result is averaged over the stocks in the index and is based on measurements of the order book every 5 seconds.

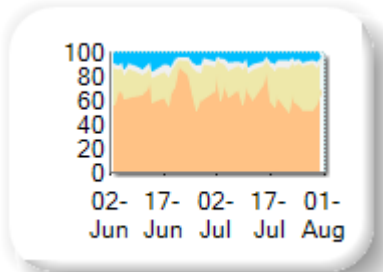
## Market Share

Rank	Venue	Market Share	Change
1	XMAD	<b>65.72%</b>	-0.64
2	CEUX	<b>23.98%</b>	+4.09
3	AQEU	<b>5.94%</b>	-2.86
4	TQEX	<b>4.27%</b>	-0.60
5	TRQX	<b>0.04%</b>	-0.03
6	CHIX	<b>0.03%</b>	+0.03
7	BATE	<b>0.02%</b>	+0.01

Volume Trend



Market Share Trend



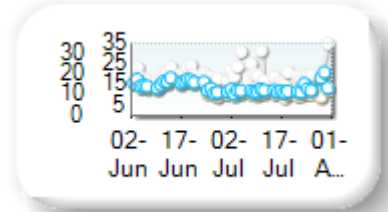
Market share is based on on-book value traded during continuous trading. The share is calculated by averaging over all stocks in the index. The current value shown is for last week and the change is relative to the previous week.

## Spreads

At touch

Rank	Venue	Spread (bps)	Change
1	XMAD	<b>10.78</b>	-3.18
2	CEUX	<b>10.83</b>	-3.70
3	AQEU	<b>12.45</b>	-2.38
4	TQEX	<b>21.83</b>	+2.67

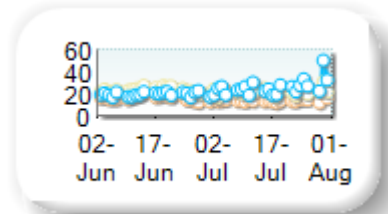
Monthly Spread Trend



25k EUR deal

Rank	Venue	Spread (bps)	Change
1	XMAD	<b>14.76</b>	-1.99
2	CEUX	<b>22.29</b>	-2.01
3	AQEU	<b>25.85</b>	+5.58
4	TQEX	<b>196.81</b>	+126.60

Monthly Spread Trend



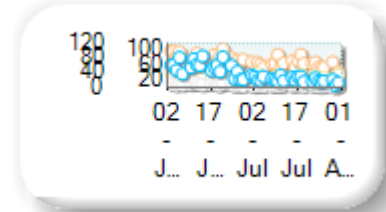
Spreads measure the bid to offer spread of the best visible orders in the book. The result is averaged over the stocks in the index and is based on measurements of the order books every 30 seconds. The value for the spread is quoted in basis points (0.01%).

## Book Depths

10BPS Depth (top of book)

Rank	Venue	Depth (1K EUR)	Change
1	XMAD	<b>60.0</b>	-17.8
2	CEUX	<b>24.4</b>	-3.6
3	AQEU	<b>20.8</b>	-32.2
4	TQEX	<b>4.3</b>	-4.5

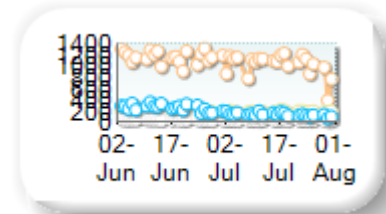
Monthly Depth Trend



50BPS Depth (deeper into book)

Rank	Venue	Depth (1K EUR)	Change
1	XMAD	<b>1,022.7</b>	-125.6
2	CEUX	<b>182.7</b>	+15.4
3	AQEU	<b>133.1</b>	-120.1
4	TQEX	<b>33.7</b>	-8.3

Monthly Depth Trend



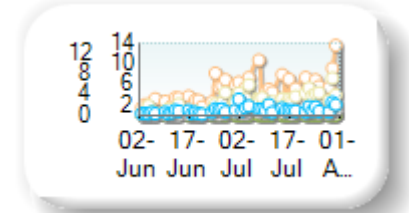
Market depth measures the amount of visible liquidity (bids and offers) in the order book within 10 or 50 BPS of mid price. The result is averaged over the stocks in the index and is based on measurements of the order book every 30 seconds. This is quoted in '000s of EUR.

## Best Prices

At touch

Rank	Venue	Best Price (%)	Change
1	XMAD	<b>5.93</b>	+1.74
2	CEUX	<b>3.52</b>	+3.34
3	AQEU	<b>1.22</b>	+0.88
4	TQEX	<b>0.68</b>	+0.79
5	CHIX	<b>0.00</b>	+0.00
6	TRQX	<b>0.00</b>	+0.00
7	BATE	<b>0.00</b>	+0.00

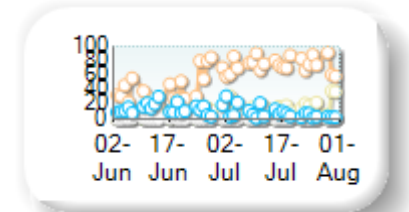
Best Prices Trend



25k EUR deal

Rank	Venue	Best Price (%)	Change
1	XMAD	<b>74.07</b>	+33.01
2	CEUX	<b>14.49</b>	+9.65
3	AQEU	<b>7.91</b>	-5.26
4	TQEX	<b>0.14</b>	-0.15
5	CHIX	<b>0.00</b>	+0.00
6	TRQX	<b>0.00</b>	+0.00
7	BATE	<b>0.00</b>	+0.00

Best Prices Trend

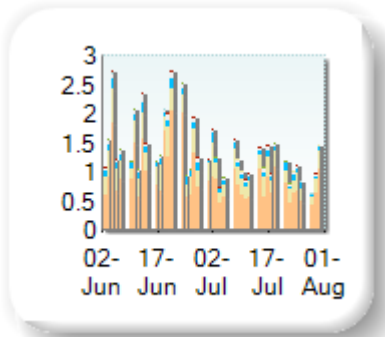


Best Price % measures how often each venue posts an absolute best price (no ties) for stocks. The result is averaged over the stocks in the index and is based on measurements of the order book every 5 seconds.

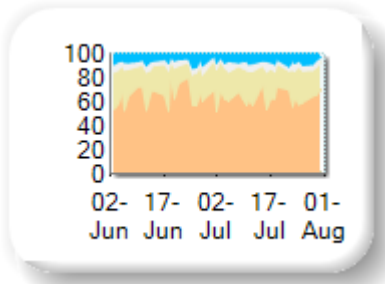
### Market Share

Rank	Venue	Market Share	Change
1	XMAD	<b>62.46%</b>	-3.32
2	CEUX	<b>24.77%</b>	+2.87
3	AQEU	<b>7.16%</b>	+0.22
4	TQEX	<b>5.22%</b>	+0.03
5	TRQX	<b>0.27%</b>	+0.14
6	BATE	<b>0.08%</b>	+0.02
7	CHIX	<b>0.04%</b>	+0.03
8	AQXE	<b>0.00%</b>	+0.00

Volume Trend



Market Share Trend



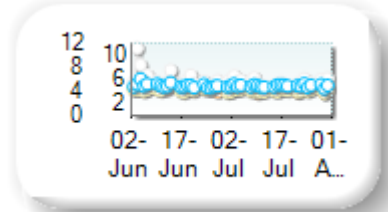
Market share is based on on-book value traded during continuous trading. The share is calculated by averaging over all stocks in the index. The current value shown is for last week and the change is relative to the previous week.

### Spreads

At touch

Rank	Venue	Spread (bps)	Change
1	CEUX	<b>4.10</b>	-0.35
2	XMAD	<b>4.29</b>	-0.12
3	AQEU	<b>4.83</b>	-0.06
4	TQEX	<b>5.34</b>	-0.58

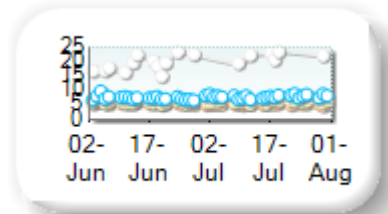
Monthly Spread Trend



25k EUR deal

Rank	Venue	Spread (bps)	Change
1	XMAD	<b>5.34</b>	-0.23
2	CEUX	<b>6.23</b>	+0.09
3	AQEU	<b>7.78</b>	+0.50
4	TQEX	<b>25.86</b>	+3.77

Monthly Spread Trend



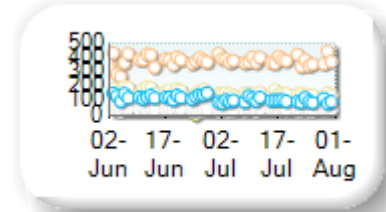
Spreads measure the bid to offer spread of the best visible orders in the book. The result is averaged over the stocks in the index and is based on measurements of the order books every 30 seconds. The value for the spread is quoted in basis points (0.01%).

### Book Depths

10BPS Depth (top of book)

Rank	Venue	Depth (1K EUR)	Change
1	XMAD	<b>378.1</b>	+5.4
2	CEUX	<b>144.4</b>	-19.7
3	AQEU	<b>99.0</b>	-26.7
4	TQEX	<b>34.7</b>	-4.1


Monthly Depth Trend



50BPS Depth (deeper into book)

Rank	Venue	Depth (1K EUR)	Change
1	XMAD	<b>1,131.4</b>	-3.7
2	CEUX	<b>568.9</b>	-56.9
3	AQEU	<b>392.7</b>	-58.1
4	TQEX	<b>114.1</b>	-20.4
5	CHIX	<b>47.3</b>	+2.1
6	BATE	<b>13.4</b>	-0.4

Monthly Depth Trend



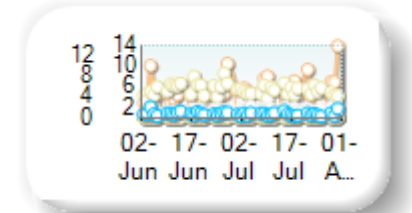
Market depth measures the amount of visible liquidity (bids and offers) in the order book within 10 or 50 BPS of mid price. The result is averaged over the stocks in the index and is based on measurements of the order book every 30 seconds. This is quoted in '000s of EUR.

### Best Prices

At touch

Rank	Venue	Best Price (%)	Change
1	XMAD	<b>5.54</b>	-0.08
2	CEUX	<b>5.13</b>	-0.22
3	TQEX	<b>1.48</b>	+0.86
4	AQEU	<b>0.64</b>	-0.17
5	BATE	<b>0.01</b>	+0.00
6	CHIX	<b>0.00</b>	+0.00
7	TRQX	<b>0.00</b>	+0.00
8	AQXE	<b>0.00</b>	+0.00

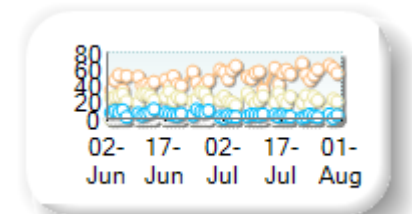
Best Prices Trend



25k EUR deal

Rank	Venue	Best Price (%)	Change
1	XMAD	<b>55.94</b>	+11.12
2	CEUX	<b>23.33</b>	-3.37
3	AQEU	<b>3.81</b>	-3.77
4	TQEX	<b>0.83</b>	+0.00
5	CHIX	<b>0.00</b>	+0.00
6	TRQX	<b>0.00</b>	+0.00
7	BATE	<b>0.00</b>	+0.00
8	AQXE	<b>0.00</b>	+0.00

Best Prices Trend

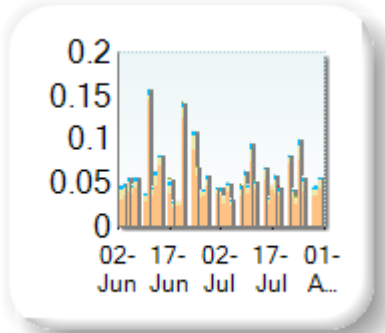


Best Price % measures how often each venue posts an absolute best price (no ties) for stocks. The result is averaged over the stocks in the index and is based on measurements of the order book every 5 seconds.

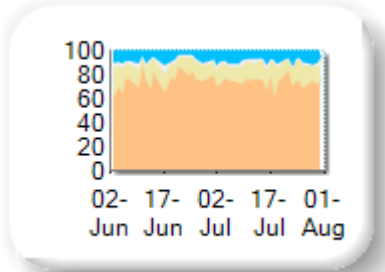
### Market Share

Rank	Venue	Market Share	Change
1	XMAD	<b>74.63%</b>	-3.68
2	CEUX	<b>14.74%</b>	+2.36
3	AQEU	<b>8.08%</b>	+1.35
4	TQEX	<b>2.43%</b>	-0.11
5	TRQX	<b>0.11%</b>	+0.11
6	BATE	<b>0.01%</b>	-0.02
7	CHIX	<b>0.00%</b>	+0.00

Volume Trend



Market Share Trend



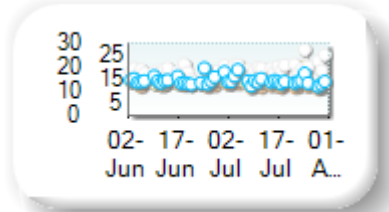
Market share is based on on-book value traded during continuous trading. The share is calculated by averaging over all stocks in the index. The current value shown is for last week and the change is relative to the previous week.

### Spreads

At touch

Rank	Venue	Spread (bps)	Change
1	XMAD	<b>12.71</b>	-0.23
2	CEUX	<b>13.72</b>	+0.04
3	AQEU	<b>14.26</b>	-0.05
4	TQEX	<b>19.90</b>	+2.07

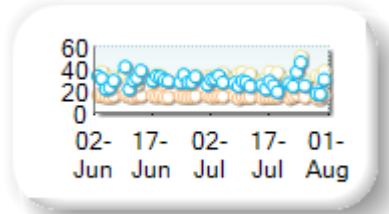
Monthly Spread Trend



25k EUR deal

Rank	Venue	Spread (bps)	Change
1	XMAD	<b>15.48</b>	-0.07
2	AQEU	<b>27.53</b>	-3.20
3	CEUX	<b>34.23</b>	+1.86

Monthly Spread Trend



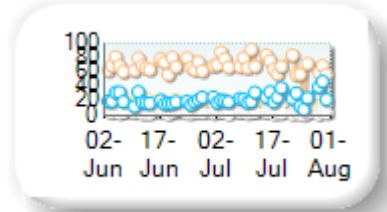
Spreads measure the bid to offer spread of the best visible orders in the book. The result is averaged over the stocks in the index and is based on measurements of the order books every 30 seconds. The value for the spread is quoted in basis points (0.01%).

### Book Depths

10BPS Depth (top of book)

Rank	Venue	Depth (1K EUR)	Change
1	XMAD	<b>67.6</b>	-0.8
2	AQEU	<b>23.9</b>	+4.2
3	CEUX	<b>16.9</b>	-1.8
4	TQEX	<b>3.2</b>	-0.7

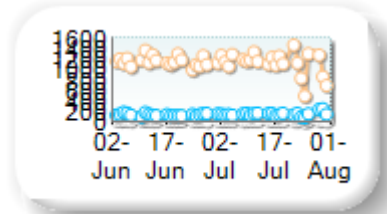
Monthly Depth Trend



50BPS Depth (deeper into book)

Rank	Venue	Depth (1K EUR)	Change
1	XMAD	<b>1,121.1</b>	-41.8
2	AQEU	<b>147.2</b>	+13.6
3	CEUX	<b>97.2</b>	-8.9
4	TQEX	<b>29.0</b>	-3.0

Monthly Depth Trend



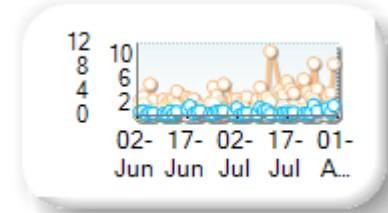
Market depth measures the amount of visible liquidity (bids and offers) in the order book within 10 or 50 BPS of mid price. The result is averaged over the stocks in the index and is based on measurements of the order book every 30 seconds. This is quoted in '000s of EUR.

### Best Prices

At touch

Rank	Venue	Best Price (%)	Change
1	XMAD	<b>4.27</b>	+1.89
2	CEUX	<b>0.91</b>	+0.01
3	AQEU	<b>0.56</b>	+0.15
4	TQEX	<b>0.28</b>	+0.08
5	BATE	<b>0.02</b>	+0.04
6	CHIX	<b>0.00</b>	+0.00
7	TRQX	<b>0.00</b>	+0.00

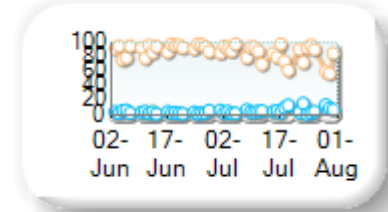
Best Prices Trend



25k EUR deal

Rank	Venue	Best Price (%)	Change
1	XMAD	<b>82.80</b>	-7.52
2	AQEU	<b>5.24</b>	+2.63
3	CEUX	<b>1.98</b>	+0.29
4	TQEX	<b>0.06</b>	+0.03
5	CHIX	<b>0.00</b>	+0.00
6	TRQX	<b>0.00</b>	+0.00
7	BATE	<b>0.00</b>	+0.00

Best Prices Trend

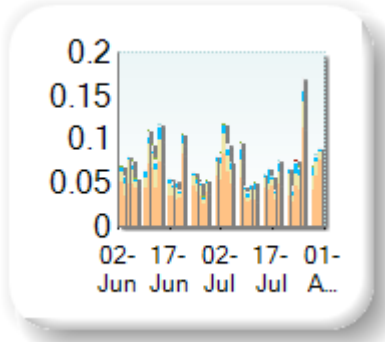


Best Price % measures how often each venue posts an absolute best price (no ties) for stocks. The result is averaged over the stocks in the index and is based on measurements of the order book every 5 seconds.

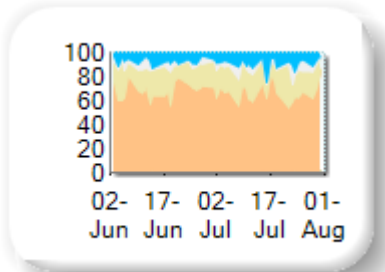
### Market Share

Rank	Venue	Market Share	Change
1	XMAD	<b>66.27%</b>	-0.72
2	CEUX	<b>19.40%</b>	-0.71
3	AQEU	<b>9.44%</b>	+1.59
4	TQEX	<b>4.68%</b>	-0.10
5	TRQX	<b>0.14%</b>	-0.05
6	CHIX	<b>0.06%</b>	+0.05
7	BATE	<b>0.00%</b>	-0.05

Volume Trend



Market Share Trend



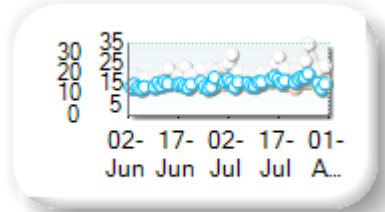
Market share is based on on-book value traded during continuous trading. The share is calculated by averaging over all stocks in the index. The current value shown is for last week and the change is relative to the previous week.

### Spreads

At touch

Rank	Venue	Spread (bps)	Change
1	XMAD	<b>15.17</b>	+1.16
2	CEUX	<b>15.98</b>	+1.64
3	AQEU	<b>16.22</b>	+1.73
4	TQEX	<b>22.89</b>	+3.48

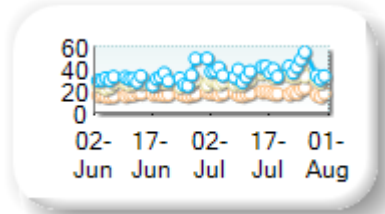
Monthly Spread Trend



25k EUR deal

Rank	Venue	Spread (bps)	Change
1	XMAD	<b>18.33</b>	+1.46
2	CEUX	<b>31.38</b>	+4.91
3	AQEU	<b>38.96</b>	+7.14

Monthly Spread Trend



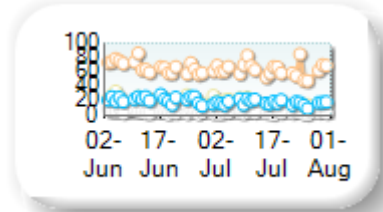
Spreads measure the bid to offer spread of the best visible orders in the book. The result is averaged over the stocks in the index and is based on measurements of the order books every 30 seconds. The value for the spread is quoted in basis points (0.01%).

### Book Depths

10BPS Depth (top of book)

Rank	Venue	Depth (1K EUR)	Change
1	XMAD	<b>62.9</b>	-3.8
2	AQEU	<b>17.0</b>	-4.5
3	CEUX	<b>16.9</b>	-5.5
4	TQEX	<b>3.6</b>	-1.2

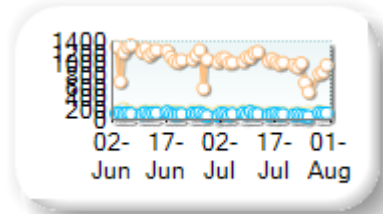
Monthly Depth Trend



50BPS Depth (deeper into book)

Rank	Venue	Depth (1K EUR)	Change
1	XMAD	<b>988.2</b>	-131.4
2	CEUX	<b>133.1</b>	-16.3
3	AQEU	<b>98.3</b>	-10.2
4	TQEX	<b>29.2</b>	-4.3

Monthly Depth Trend



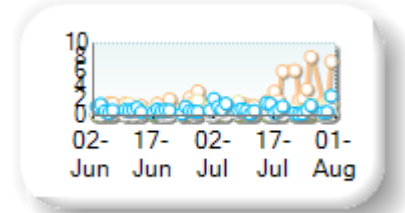
Market depth measures the amount of visible liquidity (bids and offers) in the order book within 10 or 50 BPS of mid price. The result is averaged over the stocks in the index and is based on measurements of the order book every 30 seconds. This is quoted in '000s of EUR.

### Best Prices

At touch

Rank	Venue	Best Price (%)	Change
1	XMAD	<b>2.59</b>	+0.36
2	AQEU	<b>0.88</b>	+0.17
3	CEUX	<b>0.76</b>	+0.16
4	TQEX	<b>0.22</b>	-0.12
5	CHIX	<b>0.00</b>	+0.00
6	TRQX	<b>0.00</b>	+0.00
7	BATE	<b>0.00</b>	+0.00

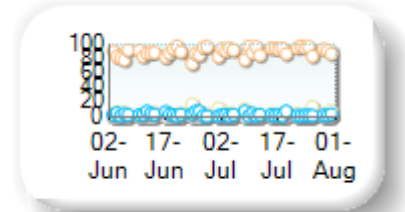
Best Prices Trend



25k EUR deal

Rank	Venue	Best Price (%)	Change
1	XMAD	<b>90.86</b>	+3.93
2	CEUX	<b>4.56</b>	+0.20
3	AQEU	<b>2.01</b>	-1.19
4	TQEX	<b>0.00</b>	-0.04
5	CHIX	<b>0.00</b>	+0.00
6	TRQX	<b>0.00</b>	+0.00
7	BATE	<b>0.00</b>	+0.00

Best Prices Trend

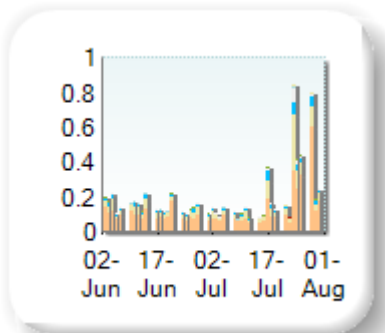


Best Price % measures how often each venue posts an absolute best price (no ties) for stocks. The result is averaged over the stocks in the index and is based on measurements of the order book every 5 seconds.

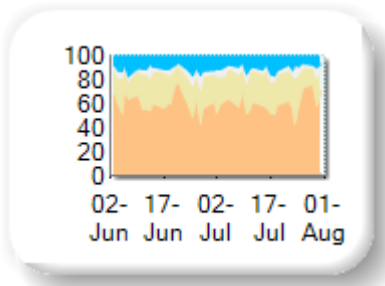
### Market Share

Rank	Venue	Market Share	Change
1	XMAD	<b>59.02%</b>	-0.88
2	CEUX	<b>25.00%</b>	+1.63
3	AQEU	<b>10.14%</b>	-1.53
4	TQEX	<b>5.47%</b>	+0.57
5	CHIX	<b>0.16%</b>	+0.16
6	TRQX	<b>0.11%</b>	-0.03
7	BATE	<b>0.09%</b>	+0.07
8	AQXE	<b>0.02%</b>	+0.02

Volume Trend



Market Share Trend



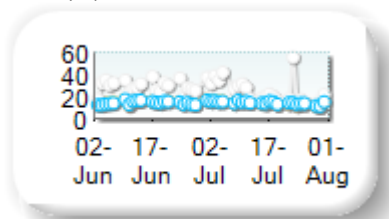
Market share is based on on-book value traded during continuous trading. The share is calculated by averaging over all stocks in the index. The current value shown is for last week and the change is relative to the previous week.

### Spreads

At touch

Rank	Venue	Spread (bps)	Change
1	CEUX	<b>14.92</b>	-0.42
2	XMAD	<b>15.09</b>	-0.33
3	AQEU	<b>15.09</b>	+0.14
4	TQEX	<b>26.11</b>	-3.64

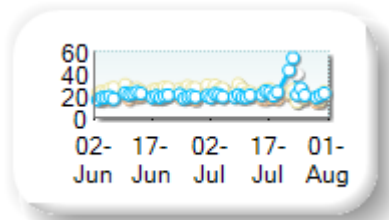
Monthly Spread Trend



25k EUR deal

Rank	Venue	Spread (bps)	Change
1	XMAD	<b>19.02</b>	+0.06
2	AQEU	<b>23.77</b>	+3.67
3	CEUX	<b>23.90</b>	-2.42
4	TQEX	<b>82.40</b>	-261.30

Monthly Spread Trend



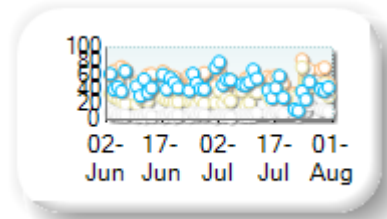
Spreads measure the bid to offer spread of the best visible orders in the book. The result is averaged over the stocks in the index and is based on measurements of the order books every 30 seconds. The value for the spread is quoted in basis points (0.01%).

### Book Depths

10BPS Depth (top of book)

Rank	Venue	Depth (1K EUR)	Change
1	XMAD	<b>55.5</b>	-2.8
2	AQEU	<b>45.3</b>	-2.2
3	CEUX	<b>33.8</b>	+7.0
4	TQEX	<b>8.5</b>	+2.7
5	BATE	<b>0.0</b>	0.0

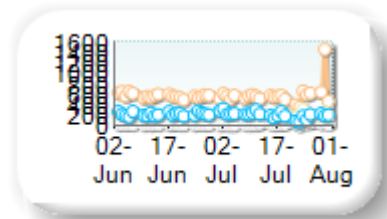
Monthly Depth Trend



50BPS Depth (deeper into book)

Rank	Venue	Depth (1K EUR)	Change
1	XMAD	<b>589.6</b>	+12.4
2	AQEU	<b>207.5</b>	-12.4
3	CEUX	<b>167.0</b>	+20.8
4	TQEX	<b>37.1</b>	+7.2
5	BATE	<b>0.0</b>	0.0

Monthly Depth Trend



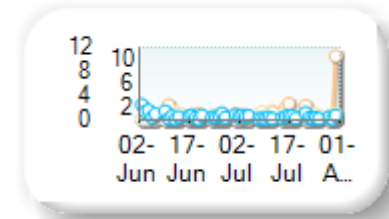
Market depth measures the amount of visible liquidity (bids and offers) in the order book within 10 or 50 BPS of mid price. The result is averaged over the stocks in the index and is based on measurements of the order book every 30 seconds. This is quoted in '000s of EUR.

### Best Prices

At touch

Rank	Venue	Best Price (%)	Change
1	XMAD	<b>1.26</b>	+0.38
2	CEUX	<b>0.63</b>	+0.29
3	AQEU	<b>0.38</b>	-0.16
4	TQEX	<b>0.24</b>	+0.02
5	BATE	<b>0.00</b>	+0.00
6	CHIX	<b>0.00</b>	+0.00
7	TRQX	<b>0.00</b>	+0.00
8	AQXE	<b>0.00</b>	+0.00

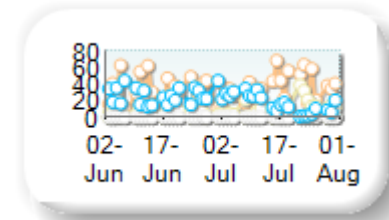
Best Prices Trend



25k EUR deal

Rank	Venue	Best Price (%)	Change
1	XMAD	<b>35.69</b>	+0.81
2	AQEU	<b>18.02</b>	-7.49
3	CEUX	<b>11.51</b>	+6.02
4	TQEX	<b>0.19</b>	+0.05
5	CHIX	<b>0.00</b>	+0.00
6	TRQX	<b>0.00</b>	+0.00
7	BATE	<b>0.00</b>	+0.00
8	AQXE	<b>0.00</b>	+0.00

Best Prices Trend



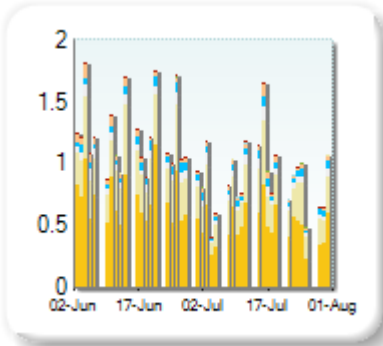
Best Price % measures how often each venue posts an absolute best price (no ties) for stocks. The result is averaged over the stocks in the index and is based on measurements of the order book every 5 seconds.



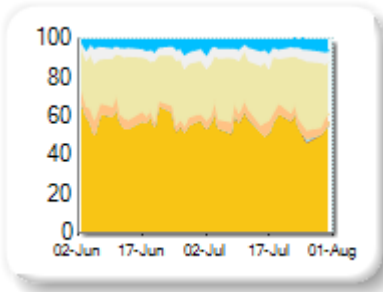
### Market Share

Rank	Venue	Market Share	Change
1	ENXT	55.51%	-2.40
2	CEUX	28.37%	+0.84
3	TQEX	6.03%	+0.88
4	AQEU	5.21%	+0.41
5	XMAD	4.62%	+0.15
6	TRQX	0.17%	+0.16
7	BATE	0.07%	-0.01
8	CHIX	0.01%	-0.04
9	AQXE	0.00%	+0.00

Volume Trend



Market Share Trend



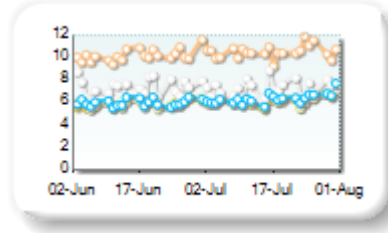
Market share is based on on-book value traded during continuous trading. The share is calculated by averaging over all stocks in the index. The current value shown is for last week and the change is relative to the previous week.

### Spreads

At touch

Rank	Venue	Spread (bps)	Change
1	ENXT	6.12	+0.25
2	CEUX	6.22	+0.34
3	AQEU	6.33	+0.38
4	TQEX	7.29	-0.03
5	XMAD	10.53	+0.43

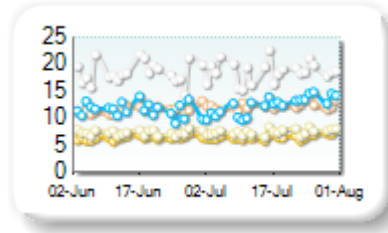
Monthly Spread Trend



25k EUR deal

Rank	Venue	Spread (bps)	Change
1	ENXT	6.57	+0.18
2	CEUX	7.51	+0.18
3	AQEU	12.27	+0.62
4	XMAD	12.41	+0.89
5	TQEX	18.67	+0.29

Monthly Spread Trend



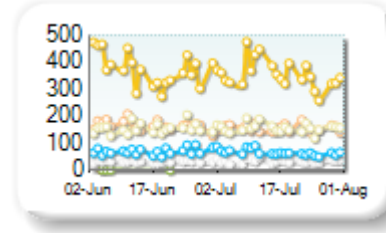
Spreads measure the bid to offer spread of the best visible orders in the book. The result is averaged over the stocks in the index and is based on measurements of the order books every 30 seconds. The value for the spread is quoted in basis points (0.01%).

### Book Depths

10BPS Depth (top of book)

Rank	Venue	Depth (1K EUR)	Change
1	ENXT	356.5	-14.6
2	CEUX	155.6	+0.1
3	XMAD	154.2	-14.6
4	AQEU	67.2	-1.8
5	TQEX	33.9	+0.9
6	CHIX	0.7	-0.4
7	BATE	0.4	-0.2

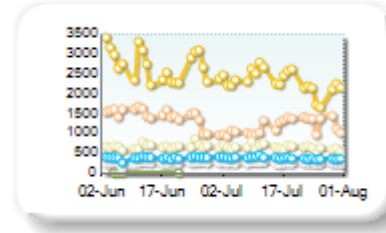
Monthly Depth Trend



50BPS Depth (deeper into book)

Rank	Venue	Depth (1K EUR)	Change
1	ENXT	2,316.5	-418.1
2	XMAD	1,172.9	-286.6
3	CEUX	651.4	-28.2
4	AQEU	385.0	-0.2
5	TQEX	250.1	+1.9
6	BATE	10.4	-4.4
7	CHIX	9.4	-4.4

Monthly Depth Trend



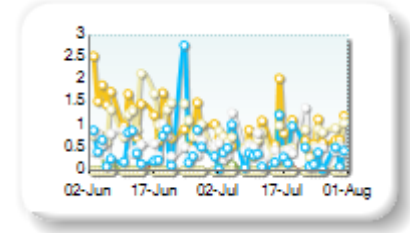
Market depth measures the amount of visible liquidity (bids and offers) in the order book within 10 or 50 BPS of mid price. The result is averaged over the stocks in the index and is based on measurements of the order book every 30 seconds. This is quoted in '000s of EUR.

### Best Prices

At touch

Rank	Venue	Best Price (%)	Change
1	ENXT	0.79	-0.51
2	CEUX	0.68	-0.48
3	TQEX	0.50	-0.16
4	AQEU	0.38	-0.28
5	BATE	0.02	+0.01
6	CHIX	0.00	0.00
7	TRQX	0.00	+0.00
8	AQXE	0.00	+0.00

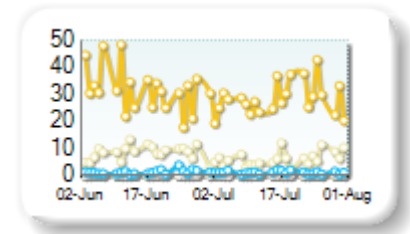
Best Prices Trend



25k EUR deal

Rank	Venue	Best Price (%)	Change
1	ENXT	28.53	-3.23
2	CEUX	5.97	-2.73
3	AQEU	1.07	-0.16
4	TQEX	0.27	-0.04
5	CHIX	0.00	+0.00
6	TRQX	0.00	+0.00
7	BATE	0.00	+0.00
8	AQXE	0.00	+0.00

Best Prices Trend

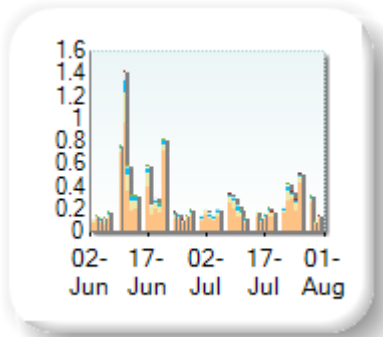


Best Price % measures how often each venue posts an absolute best price (no ties) for stocks. The result is averaged over the stocks in the index and is based on measurements of the order book every 5 seconds.

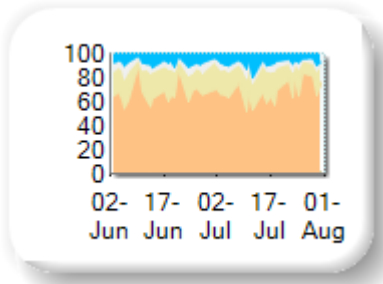
### Market Share

Rank	Venue	Market Share	Change
1	XMAD	<b>68.81%</b>	-0.35
2	CEUX	<b>19.00%</b>	+0.87
3	AQEU	<b>7.75%</b>	+0.34
4	TQEX	<b>4.34%</b>	-0.67
5	TRQX	<b>0.06%</b>	-0.06
6	CHIX	<b>0.03%</b>	+0.02
7	BATE	<b>0.00%</b>	-0.14
8	AQXE	<b>0.00%</b>	+0.00

Volume Trend



Market Share Trend



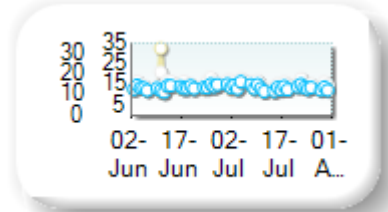
Market share is based on on-book value traded during continuous trading. The share is calculated by averaging over all stocks in the index. The current value shown is for last week and the change is relative to the previous week.

### Spreads

At touch

Rank	Venue	Spread (bps)	Change
1	XMAD	<b>13.19</b>	+0.19
2	AQEU	<b>13.31</b>	+0.06
3	CEUX	<b>13.33</b>	-0.82
4	TQEX	<b>15.10</b>	-0.19


Monthly Spread Trend



25k EUR deal

Rank	Venue	Spread (bps)	Change
1	XMAD	<b>15.49</b>	+0.11
2	AQEU	<b>19.74</b>	-1.79
3	CEUX	<b>19.81</b>	-0.78
4	TQEX	<b>50.69</b>	+1.53

Monthly Spread Trend



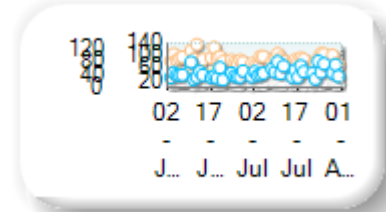
Spreads measure the bid to offer spread of the best visible orders in the book. The result is averaged over the stocks in the index and is based on measurements of the order books every 30 seconds. The value for the spread is quoted in basis points (0.01%).

### Book Depths

10BPS Depth (top of book)

Rank	Venue	Depth (1K EUR)	Change
1	XMAD	<b>85.3</b>	-6.8
2	AQEU	<b>50.2</b>	+10.7
3	CEUX	<b>39.7</b>	+1.7
4	TQEX	<b>13.9</b>	-1.1

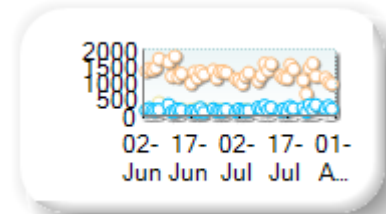
Monthly Depth Trend



50BPS Depth (deeper into book)

Rank	Venue	Depth (1K EUR)	Change
1	XMAD	<b>1,236.5</b>	-133.0
2	AQEU	<b>224.5</b>	+42.6
3	CEUX	<b>206.1</b>	-9.4
4	TQEX	<b>74.6</b>	-2.0

Monthly Depth Trend




Market depth measures the amount of visible liquidity (bids and offers) in the order book within 10 or 50 BPS of mid price. The result is averaged over the stocks in the index and is based on measurements of the order book every 30 seconds. This is quoted in '000s of EUR.

### Best Prices

At touch

Rank	Venue	Best Price (%)	Change
1	XMAD	<b>1.33</b>	+0.27
2	AQEU	<b>0.60</b>	0.00
3	CEUX	<b>0.54</b>	-0.31
4	TQEX	<b>0.30</b>	-0.10
5	CHIX	<b>0.00</b>	+0.00
6	TRQX	<b>0.00</b>	+0.00
7	BATE	<b>0.00</b>	+0.00
8	AQXE	<b>0.00</b>	+0.00

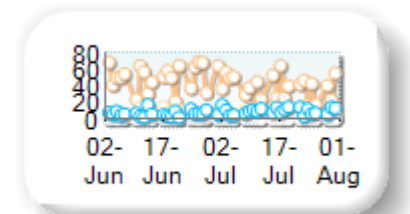
Best Prices Trend



25k EUR deal

Rank	Venue	Best Price (%)	Change
1	XMAD	<b>39.59</b>	-10.90
2	AQEU	<b>9.91</b>	+3.01
3	CEUX	<b>6.24</b>	-0.33
4	TQEX	<b>0.36</b>	+0.01
5	CHIX	<b>0.00</b>	+0.00
6	TRQX	<b>0.00</b>	+0.00
7	BATE	<b>0.00</b>	+0.00
8	AQXE	<b>0.00</b>	+0.00

Best Prices Trend

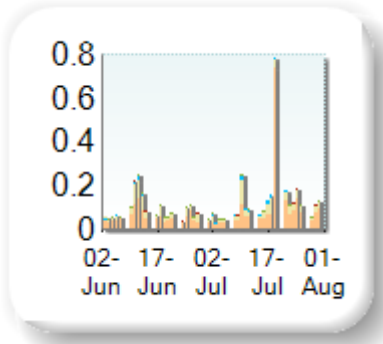


Best Price % measures how often each venue posts an absolute best price (no ties) for stocks. The result is averaged over the stocks in the index and is based on measurements of the order book every 5 seconds.

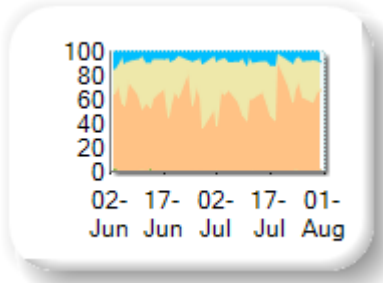
### Market Share

Rank	Venue	Market Share	Change
1	XMAD	<b>67.21%</b>	+10.10
2	CEUX	<b>26.21%</b>	-8.39
3	AQEU	<b>6.18%</b>	-1.00
4	BATE	<b>0.25%</b>	-0.84
5	CHIX	<b>0.15%</b>	+0.13

Volume Trend



Market Share Trend



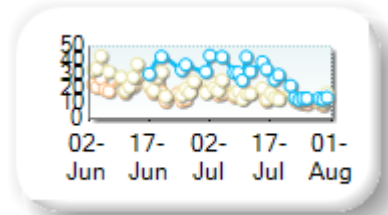
Market share is based on on-book value traded during continuous trading. The share is calculated by averaging over all stocks in the index. The current value shown is for last week and the change is relative to the previous week.

### Spreads

At touch

Rank	Venue	Spread (bps)	Change
1	XMAD	<b>14.77</b>	-5.36
2	CEUX	<b>16.56</b>	-12.87
3	AQEU	<b>29.35</b>	-54.56
4	BATE	<b>194.59</b>	-63.42

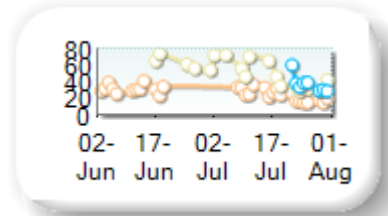
Monthly Spread Trend



25k EUR deal

Rank	Venue	Spread (bps)	Change
1	XMAD	<b>24.58</b>	-7.42
2	AQEU	<b>37.82</b>	n/a
3	CEUX	<b>57.02</b>	-52.10

Monthly Spread Trend



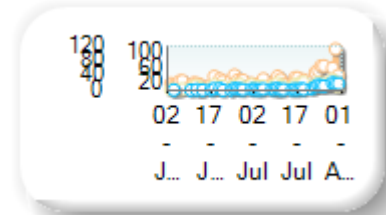
Spreads measure the bid to offer spread of the best visible orders in the book. The result is averaged over the stocks in the index and is based on measurements of the order books every 30 seconds. The value for the spread is quoted in basis points (0.01%).

### Book Depths

10BPS Depth (top of book)

Rank	Venue	Depth (1K EUR)	Change
1	XMAD	<b>35.3</b>	+13.4
2	CEUX	<b>14.3</b>	+7.6
3	AQEU	<b>6.3</b>	+4.5
4	BATE	<b>3.1</b>	-0.2

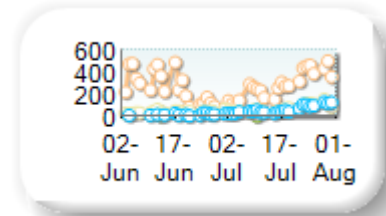
Monthly Depth Trend



50BPS Depth (deeper into book)

Rank	Venue	Depth (1K EUR)	Change
1	XMAD	<b>277.9</b>	+3.9
2	CEUX	<b>69.2</b>	+32.9
3	AQEU	<b>59.4</b>	+45.7
4	BATE	<b>2.7</b>	-1.4

Monthly Depth Trend



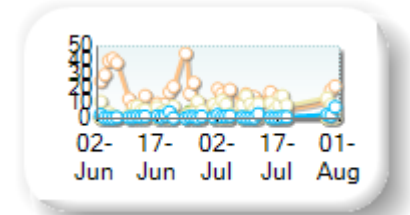
Market depth measures the amount of visible liquidity (bids and offers) in the order book within 10 or 50 BPS of mid price. The result is averaged over the stocks in the index and is based on measurements of the order book every 30 seconds. This is quoted in '000s of EUR.

### Best Prices

At touch

Rank	Venue	Best Price (%)	Change
1	XMAD	<b>13.73</b>	-5.64
2	CEUX	<b>9.23</b>	+2.76
3	AQEU	<b>1.31</b>	+0.56
4	BATE	<b>0.77</b>	-0.43
5	CHIX	<b>0.00</b>	+0.00
6	AQXE	<b>0.00</b>	+0.00

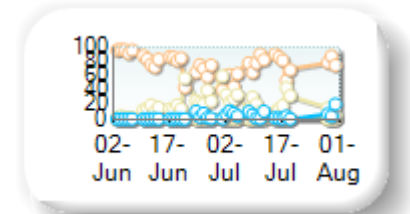
Best Prices Trend



25k EUR deal

Rank	Venue	Best Price (%)	Change
1	XMAD	<b>70.83</b>	-8.86
2	CEUX	<b>22.15</b>	+5.60
3	AQEU	<b>5.27</b>	+4.06
4	BATE	<b>0.13</b>	-0.64
5	CHIX	<b>0.00</b>	+0.00
6	AQXE	<b>0.00</b>	+0.00

Best Prices Trend

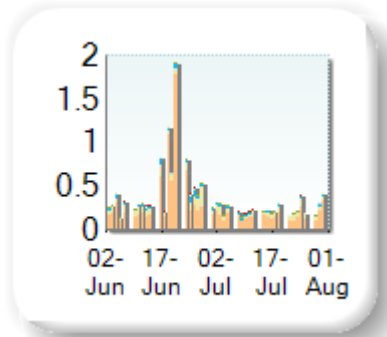


Best Price % measures how often each venue posts an absolute best price (no ties) for stocks. The result is averaged over the stocks in the index and is based on measurements of the order book every 5 seconds.

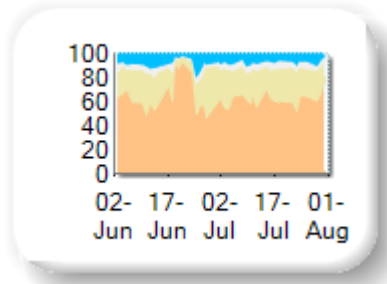
### Market Share

Rank	Venue	Market Share	Change
1	XMAD	<b>62.25%</b>	-10.75
2	CEUX	<b>25.35%</b>	+8.65
3	AQEU	<b>6.98%</b>	+0.12
4	TQEX	<b>5.24%</b>	+1.92
5	TRQX	<b>0.13%</b>	+0.04
6	BATE	<b>0.03%</b>	+0.01
7	CHIX	<b>0.02%</b>	+0.02
8	AQXE	<b>0.00%</b>	0.00

Volume Trend



Market Share Trend



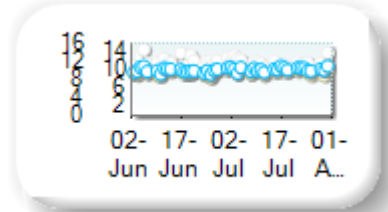
Market share is based on on-book value traded during continuous trading. The share is calculated by averaging over all stocks in the index. The current value shown is for last week and the change is relative to the previous week.

### Spreads

At touch

Rank	Venue	Spread (bps)	Change
1	CEUX	<b>9.69</b>	+0.21
2	XMAD	<b>10.10</b>	+0.46
3	AQEU	<b>10.12</b>	+0.33
4	TQEX	<b>11.44</b>	-0.37


Monthly Spread Trend



25k EUR deal

Rank	Venue	Spread (bps)	Change
1	XMAD	<b>12.11</b>	+0.55
2	CEUX	<b>15.14</b>	-0.58
3	AQEU	<b>20.05</b>	+2.75
4	TQEX	<b>48.85</b>	-2.96

Monthly Spread Trend



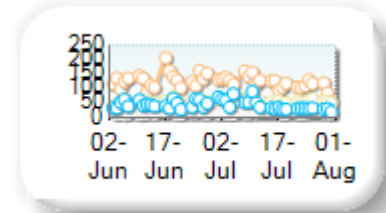
Spreads measure the bid to offer spread of the best visible orders in the book. The result is averaged over the stocks in the index and is based on measurements of the order books every 30 seconds. The value for the spread is quoted in basis points (0.01%).

### Book Depths

10BPS Depth (top of book)

Rank	Venue	Depth (1K EUR)	Change
1	XMAD	<b>117.3</b>	-11.2
2	CEUX	<b>53.0</b>	+2.8
3	AQEU	<b>40.6</b>	-2.8
4	TQEX	<b>14.8</b>	+1.3
5	BATE	<b>0.1</b>	+0.0

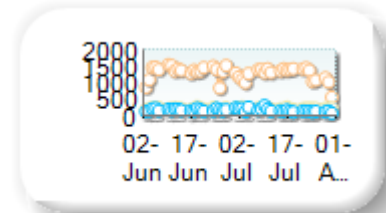
Monthly Depth Trend



50BPS Depth (deeper into book)

Rank	Venue	Depth (1K EUR)	Change
1	XMAD	<b>1,266.8</b>	-96.5
2	CEUX	<b>237.5</b>	+3.3
3	AQEU	<b>175.4</b>	-11.1
4	TQEX	<b>73.3</b>	+3.3
5	BATE	<b>6.1</b>	-1.2

Monthly Depth Trend



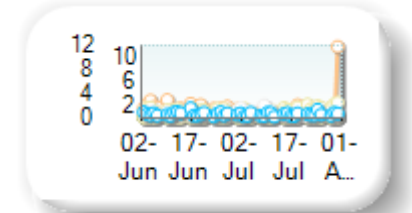
Market depth measures the amount of visible liquidity (bids and offers) in the order book within 10 or 50 BPS of mid price. The result is averaged over the stocks in the index and is based on measurements of the order book every 30 seconds. This is quoted in '000s of EUR.

### Best Prices

At touch

Rank	Venue	Best Price (%)	Change
1	CEUX	<b>1.39</b>	+0.47
2	XMAD	<b>1.38</b>	-0.62
3	TQEX	<b>0.62</b>	+0.13
4	AQEU	<b>0.52</b>	-0.17
5	CHIX	<b>0.00</b>	+0.00
6	TRQX	<b>0.00</b>	+0.00
7	BATE	<b>0.00</b>	-0.03
8	AQXE	<b>0.00</b>	+0.00

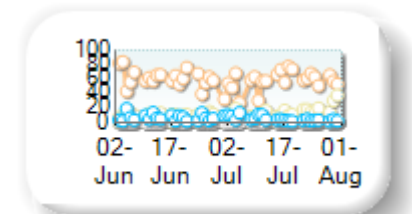
Best Prices Trend



25k EUR deal

Rank	Venue	Best Price (%)	Change
1	XMAD	<b>56.68</b>	-4.53
2	CEUX	<b>13.12</b>	+4.09
3	AQEU	<b>4.38</b>	-1.54
4	TQEX	<b>0.70</b>	+0.02
5	CHIX	<b>0.00</b>	+0.00
6	TRQX	<b>0.00</b>	+0.00
7	BATE	<b>0.00</b>	+0.00
8	AQXE	<b>0.00</b>	+0.00

Best Prices Trend

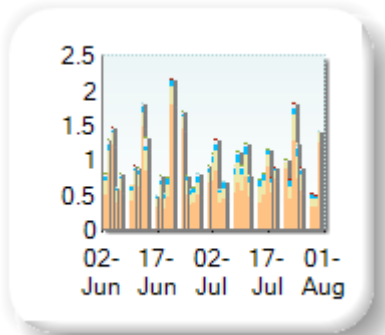


Best Price % measures how often each venue posts an absolute best price (no ties) for stocks. The result is averaged over the stocks in the index and is based on measurements of the order book every 5 seconds.

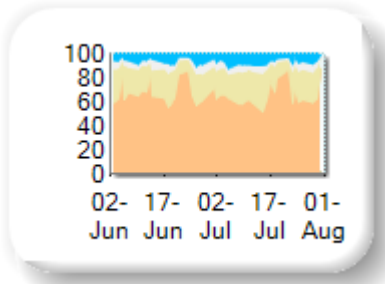
### Market Share

Rank	Venue	Market Share	Change
1	XMAD	<b>65.78%</b>	-3.74
2	CEUX	<b>21.94%</b>	+2.38
3	AQEU	<b>7.08%</b>	+1.20
4	TQEX	<b>4.85%</b>	+0.02
5	TRQX	<b>0.22%</b>	+0.05
6	CHIX	<b>0.07%</b>	+0.07
7	BATE	<b>0.06%</b>	+0.03
8	AQXE	<b>0.00%</b>	0.00

Volume Trend



Market Share Trend




Market share is based on on-book value traded during continuous trading. The share is calculated by averaging over all stocks in the index. The current value shown is for last week and the change is relative to the previous week.

### Spreads

At touch

Rank	Venue	Spread (bps)	Change
1	CEUX	<b>5.92</b>	+0.09
2	XMAD	<b>6.05</b>	+0.19
3	AQEU	<b>6.52</b>	+0.19
4	TQEX	<b>7.42</b>	+0.35


Monthly Spread Trend



25k EUR deal

Rank	Venue	Spread (bps)	Change
1	XMAD	<b>7.26</b>	+0.42
2	CEUX	<b>9.10</b>	+0.76
3	AQEU	<b>10.00</b>	-0.04
4	TQEX	<b>31.54</b>	+3.83

Monthly Spread Trend



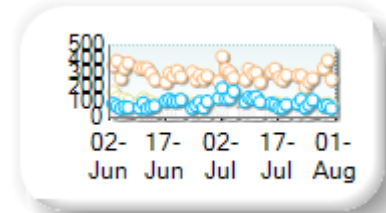
Spreads measure the bid to offer spread of the best visible orders in the book. The result is averaged over the stocks in the index and is based on measurements of the order books every 30 seconds. The value for the spread is quoted in basis points (0.01%).

### Book Depths

10BPS Depth (top of book)

Rank	Venue	Depth (1K EUR)	Change
1	XMAD	<b>293.8</b>	-12.1
2	AQEU	<b>106.4</b>	+21.3
3	CEUX	<b>96.2</b>	-11.6
4	TQEX	<b>25.5</b>	-1.5
5	BATE	<b>0.0</b>	+0.0

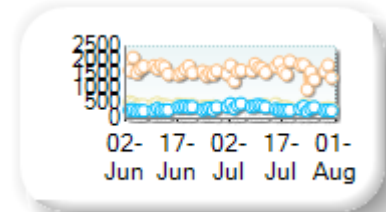
Monthly Depth Trend



50BPS Depth (deeper into book)

Rank	Venue	Depth (1K EUR)	Change
1	XMAD	<b>1,636.6</b>	-25.7
2	CEUX	<b>389.8</b>	-54.1
3	AQEU	<b>346.3</b>	+40.5
4	TQEX	<b>105.3</b>	-10.2
5	BATE	<b>4.4</b>	-4.1
6	CHIX	<b>1.9</b>	+0.1

Monthly Depth Trend



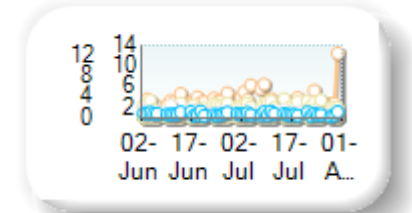
Market depth measures the amount of visible liquidity (bids and offers) in the order book within 10 or 50 BPS of mid price. The result is averaged over the stocks in the index and is based on measurements of the order book every 30 seconds. This is quoted in '000s of EUR.

### Best Prices

At touch

Rank	Venue	Best Price (%)	Change
1	XMAD	<b>3.66</b>	+2.02
2	CEUX	<b>2.40</b>	+0.28
3	TQEX	<b>0.74</b>	-0.31
4	AQEU	<b>0.63</b>	-0.13
5	BATE	<b>0.01</b>	-0.01
6	CHIX	<b>0.00</b>	+0.00
7	TRQX	<b>0.00</b>	+0.00
8	AQXE	<b>0.00</b>	+0.00

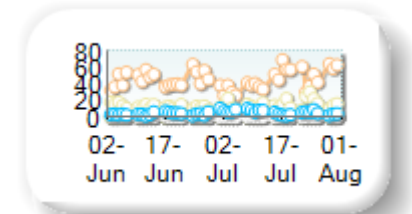
Best Prices Trend



25k EUR deal

Rank	Venue	Best Price (%)	Change
1	XMAD	<b>45.57</b>	-0.78
2	CEUX	<b>15.47</b>	+2.49
3	AQEU	<b>6.07</b>	+2.14
4	TQEX	<b>0.63</b>	-0.19
5	CHIX	<b>0.00</b>	+0.00
6	TRQX	<b>0.00</b>	+0.00
7	BATE	<b>0.00</b>	+0.00
8	AQXE	<b>0.00</b>	+0.00

Best Prices Trend

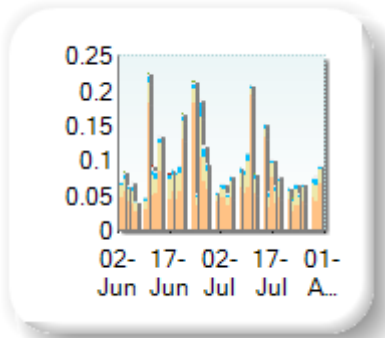


Best Price % measures how often each venue posts an absolute best price (no ties) for stocks. The result is averaged over the stocks in the index and is based on measurements of the order book every 5 seconds.

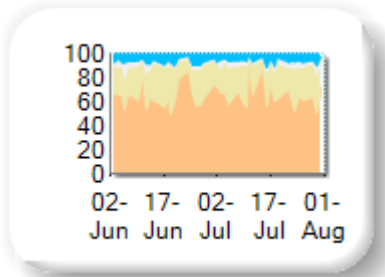
### Market Share

Rank	Venue	Market Share	Change
1	XMAD	<b>68.22%</b>	+2.82
2	CEUX	<b>22.41%</b>	-1.83
3	AQEU	<b>5.94%</b>	-1.16
4	TQEX	<b>3.36%</b>	+0.18
5	TRQX	<b>0.04%</b>	+0.02
6	BATE	<b>0.02%</b>	-0.03

Volume Trend



Market Share Trend



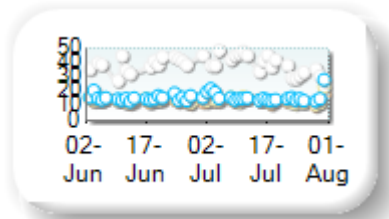
Market share is based on on-book value traded during continuous trading. The share is calculated by averaging over all stocks in the index. The current value shown is for last week and the change is relative to the previous week.

### Spreads

At touch

Rank	Venue	Spread (bps)	Change
1	XMAD	<b>13.19</b>	-0.10
2	CEUX	<b>13.89</b>	+0.03
3	AQEU	<b>15.74</b>	+0.53
4	TQEX	<b>41.05</b>	-1.18

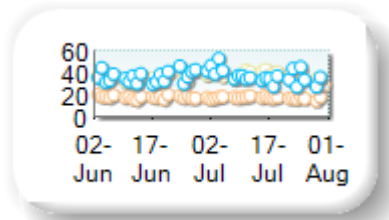
Monthly Spread Trend



25k EUR deal

Rank	Venue	Spread (bps)	Change
1	XMAD	<b>18.26</b>	-0.14
2	AQEU	<b>37.55</b>	+0.75
3	CEUX	<b>40.07</b>	+3.82

Monthly Spread Trend



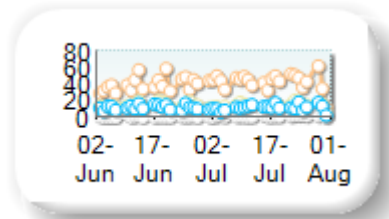
Spreads measure the bid to offer spread of the best visible orders in the book. The result is averaged over the stocks in the index and is based on measurements of the order books every 30 seconds. The value for the spread is quoted in basis points (0.01%).

### Book Depths

10BPS Depth (top of book)

Rank	Venue	Depth (1K EUR)	Change
1	XMAD	<b>43.5</b>	+3.5
2	CEUX	<b>13.2</b>	-1.2
3	AQEU	<b>11.6</b>	-0.4
4	TQEX	<b>1.6</b>	+0.5

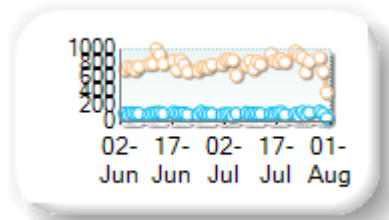
Monthly Depth Trend



50BPS Depth (deeper into book)

Rank	Venue	Depth (1K EUR)	Change
1	XMAD	<b>797.3</b>	+23.9
2	AQEU	<b>97.1</b>	-5.2
3	CEUX	<b>95.8</b>	-8.9
4	TQEX	<b>21.1</b>	+4.1

Monthly Depth Trend



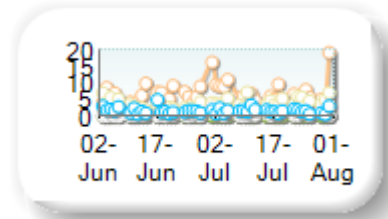
Market depth measures the amount of visible liquidity (bids and offers) in the order book within 10 or 50 BPS of mid price. The result is averaged over the stocks in the index and is based on measurements of the order book every 30 seconds. This is quoted in '000s of EUR.

### Best Prices

At touch

Rank	Venue	Best Price (%)	Change
1	XMAD	<b>7.19</b>	+0.99
2	CEUX	<b>4.13</b>	+1.05
3	AQEU	<b>1.59</b>	-0.09
4	TQEX	<b>0.81</b>	+0.90
5	CHIX	<b>0.00</b>	+0.00
6	TRQX	<b>0.00</b>	+0.00
7	BATE	<b>0.00</b>	+0.00

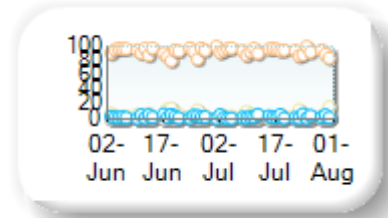
Best Prices Trend



25k EUR deal

Rank	Venue	Best Price (%)	Change
1	XMAD	<b>92.85</b>	+0.85
2	CEUX	<b>4.24</b>	-0.70
3	AQEU	<b>2.05</b>	-0.30
4	TQEX	<b>0.01</b>	+0.01
5	CHIX	<b>0.00</b>	+0.00
6	TRQX	<b>0.00</b>	+0.00
7	BATE	<b>0.00</b>	+0.00

Best Prices Trend

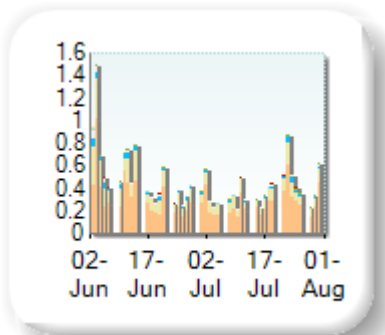


Best Price % measures how often each venue posts an absolute best price (no ties) for stocks. The result is averaged over the stocks in the index and is based on measurements of the order book every 5 seconds.

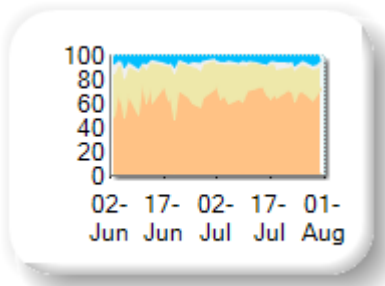
### Market Share

Rank	Venue	Market Share	Change
1	XMAD	<b>67.54%</b>	+6.05
2	CEUX	<b>23.97%</b>	-4.27
3	AQEU	<b>5.26%</b>	-0.65
4	TQEX	<b>3.11%</b>	-0.89
5	BATE	<b>0.05%</b>	-0.09
6	TRQX	<b>0.04%</b>	-0.16
7	CHIX	<b>0.02%</b>	+0.01
8	AQXE	<b>0.00%</b>	0.00

Volume Trend



Market Share Trend



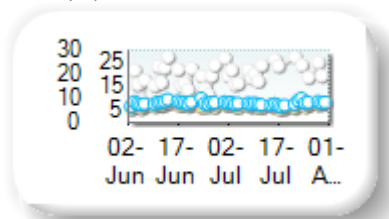
Market share is based on on-book value traded during continuous trading. The share is calculated by averaging over all stocks in the index. The current value shown is for last week and the change is relative to the previous week.

### Spreads

At touch

Rank	Venue	Spread (bps)	Change
1	XMAD	<b>6.97</b>	+0.08
2	CEUX	<b>7.08</b>	-0.11
3	AQEU	<b>7.78</b>	-0.28
4	TQEX	<b>24.64</b>	+6.85

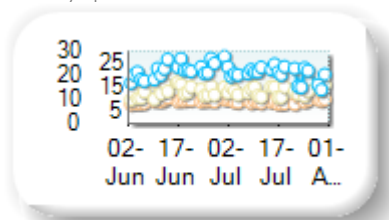
Monthly Spread Trend



25k EUR deal

Rank	Venue	Spread (bps)	Change
1	XMAD	<b>9.07</b>	+0.09
2	CEUX	<b>13.32</b>	+0.33
3	AQEU	<b>20.71</b>	-1.00
4	TQEX	<b>64.25</b>	+6.00

Monthly Spread Trend



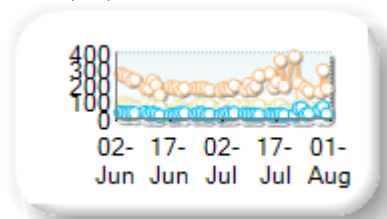
Spreads measure the bid to offer spread of the best visible orders in the book. The result is averaged over the stocks in the index and is based on measurements of the order books every 30 seconds. The value for the spread is quoted in basis points (0.01%).

### Book Depths

10BPS Depth (top of book)

Rank	Venue	Depth (1K EUR)	Change
1	XMAD	<b>218.5</b>	+12.1
2	CEUX	<b>71.0</b>	-3.0
3	AQEU	<b>36.6</b>	+2.7
4	TQEX	<b>5.1</b>	-3.2

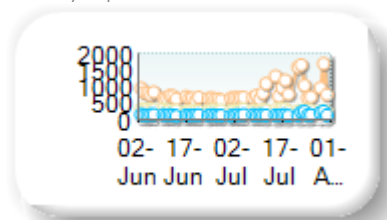
Monthly Depth Trend



50BPS Depth (deeper into book)

Rank	Venue	Depth (1K EUR)	Change
1	XMAD	<b>941.5</b>	+229.5
2	CEUX	<b>294.2</b>	-3.9
3	AQEU	<b>167.3</b>	+16.5
4	TQEX	<b>54.6</b>	-7.8

Monthly Depth Trend



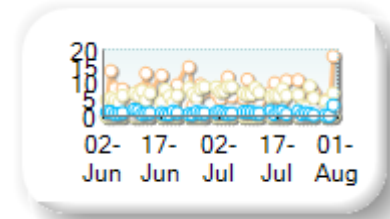
Market depth measures the amount of visible liquidity (bids and offers) in the order book within 10 or 50 BPS of mid price. The result is averaged over the stocks in the index and is based on measurements of the order book every 30 seconds. This is quoted in '000s of EUR.

### Best Prices

At touch

Rank	Venue	Best Price (%)	Change
1	XMAD	<b>7.46</b>	-1.37
2	CEUX	<b>6.71</b>	+0.20
3	TQEX	<b>1.18</b>	+0.35
4	AQEU	<b>1.17</b>	+0.06
5	BATE	<b>0.00</b>	-0.02
6	CHIX	<b>0.00</b>	+0.00
7	TRQX	<b>0.00</b>	+0.00
8	AQXE	<b>0.00</b>	+0.00

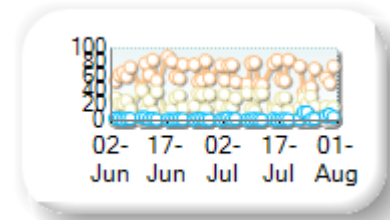
Best Prices Trend



25k EUR deal

Rank	Venue	Best Price (%)	Change
1	XMAD	<b>63.28</b>	-3.17
2	CEUX	<b>23.01</b>	-1.74
3	AQEU	<b>2.47</b>	+1.09
4	TQEX	<b>0.10</b>	-0.14
5	CHIX	<b>0.00</b>	+0.00
6	TRQX	<b>0.00</b>	+0.00
7	BATE	<b>0.00</b>	+0.00
8	AQXE	<b>0.00</b>	+0.00

Best Prices Trend

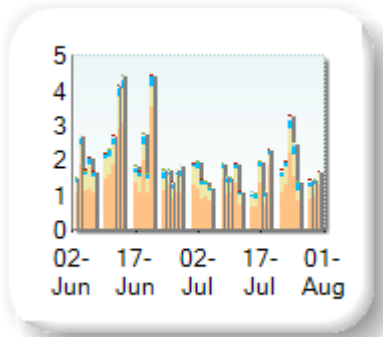


Best Price % measures how often each venue posts an absolute best price (no ties) for stocks. The result is averaged over the stocks in the index and is based on measurements of the order book every 5 seconds.

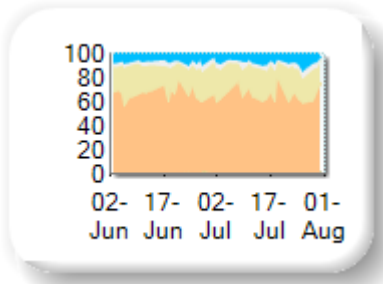
## Market Share

Rank	Venue	Market Share	Change
1	XMAD	<b>65.84%</b>	-1.12
2	CEUX	<b>23.09%</b>	+0.80
3	AQEU	<b>6.96%</b>	+0.23
4	TQEX	<b>3.76%</b>	+0.19
5	TRQX	<b>0.23%</b>	+0.00
6	BATE	<b>0.09%</b>	-0.07
7	CHIX	<b>0.03%</b>	-0.03
8	AQXE	<b>0.00%</b>	0.00

Volume Trend



Market Share Trend




Market share is based on on-book value traded during continuous trading. The share is calculated by averaging over all stocks in the index. The current value shown is for last week and the change is relative to the previous week.

## Spreads

At touch

Rank	Venue	Spread (bps)	Change
1	XMAD	<b>2.85</b>	+0.07
2	CEUX	<b>2.93</b>	+0.04
3	AQEU	<b>3.10</b>	+0.00
4	TQEX	<b>6.10</b>	-0.78
5	BATE	<b>191.19</b>	+144.49

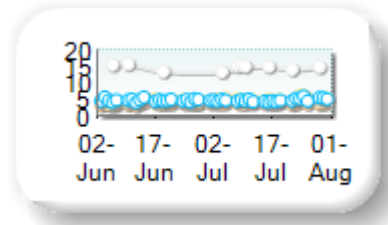
Monthly Spread Trend



25k EUR deal

Rank	Venue	Spread (bps)	Change
1	XMAD	<b>4.00</b>	+0.25
2	AQEU	<b>4.89</b>	+0.04
3	CEUX	<b>5.02</b>	+0.50
4	TQEX	<b>17.45</b>	-3.71
5	BATE	<b>326.72</b>	n/a

Monthly Spread Trend



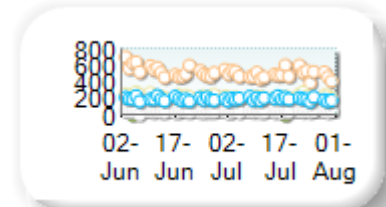
Spreads measure the bid to offer spread of the best visible orders in the book. The result is averaged over the stocks in the index and is based on measurements of the order books every 30 seconds. The value for the spread is quoted in basis points (0.01%).

## Book Depths

10BPS Depth (top of book)

Rank	Venue	Depth (1K EUR)	Change
1	XMAD	<b>499.8</b>	-42.3
2	CEUX	<b>220.2</b>	-15.0
3	AQEU	<b>196.7</b>	-1.0
4	TQEX	<b>44.3</b>	+1.6
5	BATE	<b>0.2</b>	-0.2
6	CHIX	<b>0.1</b>	0.0

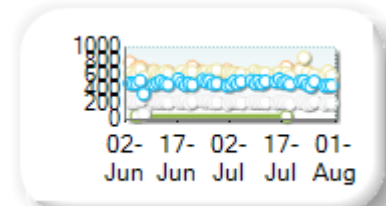
Monthly Depth Trend



50BPS Depth (deeper into book)

Rank	Venue	Depth (1K EUR)	Change
1	CEUX	<b>633.4</b>	-1.4
2	XMAD	<b>591.5</b>	-44.2
3	AQEU	<b>497.2</b>	+4.6
4	TQEX	<b>230.1</b>	-2.8
5	BATE	<b>26.7</b>	-14.6
6	CHIX	<b>12.7</b>	-13.5

Monthly Depth Trend



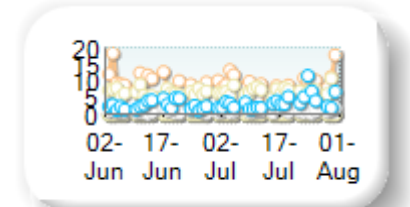
Market depth measures the amount of visible liquidity (bids and offers) in the order book within 10 or 50 BPS of mid price. The result is averaged over the stocks in the index and is based on measurements of the order book every 30 seconds. This is quoted in '000s of EUR.

## Best Prices

At touch

Rank	Venue	Best Price (%)	Change
1	XMAD	<b>9.38</b>	-1.90
2	CEUX	<b>7.12</b>	+0.08
3	AQEU	<b>3.80</b>	+1.42
4	TQEX	<b>1.22</b>	+0.18
5	BATE	<b>0.01</b>	-0.04
6	CHIX	<b>0.00</b>	0.00
7	TRQX	<b>0.00</b>	+0.00
8	AQXE	<b>0.00</b>	+0.00

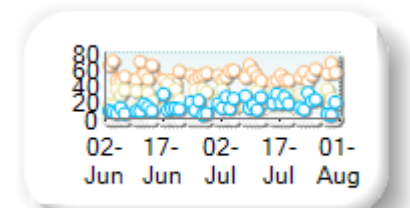
Best Prices Trend



25k EUR deal

Rank	Venue	Best Price (%)	Change
1	XMAD	<b>53.72</b>	+0.34
2	CEUX	<b>22.84</b>	-4.34
3	AQEU	<b>19.34</b>	+6.58
4	TQEX	<b>0.21</b>	-0.06
5	BATE	<b>0.00</b>	+0.00
6	CHIX	<b>0.00</b>	+0.00
7	TRQX	<b>0.00</b>	+0.00
8	AQXE	<b>0.00</b>	+0.00

Best Prices Trend



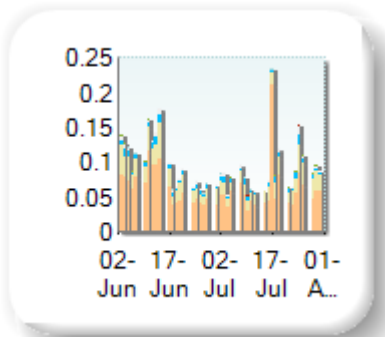
Best Price % measures how often each venue posts an absolute best price (no ties) for stocks. The result is averaged over the stocks in the index and is based on measurements of the order book every 5 seconds.



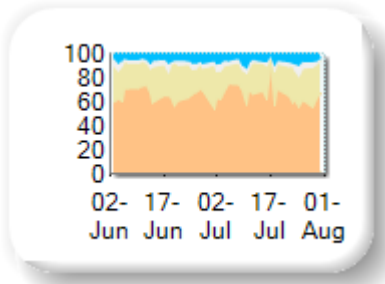
### Market Share

Rank	Venue	Market Share	Change
1	XMAD	<b>65.91%</b>	+0.98
2	CEUX	<b>23.07%</b>	-1.44
3	AQEU	<b>6.67%</b>	+0.50
4	TQEX	<b>4.21%</b>	-0.07
5	TRQX	<b>0.08%</b>	+0.01
6	BATE	<b>0.04%</b>	+0.00
7	CHIX	<b>0.02%</b>	+0.02
8	AQXE	<b>0.00%</b>	+0.00

Volume Trend



Market Share Trend



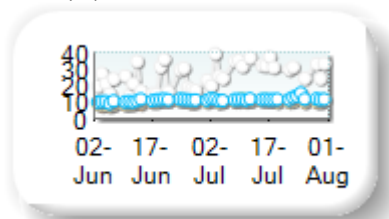
Market share is based on on-book value traded during continuous trading. The share is calculated by averaging over all stocks in the index. The current value shown is for last week and the change is relative to the previous week.

### Spreads

At touch

Rank	Venue	Spread (bps)	Change
1	XMAD	<b>11.34</b>	+1.33
2	CEUX	<b>11.47</b>	+0.99
3	AQEU	<b>12.29</b>	+1.03
4	TQEX	<b>33.70</b>	+10.79

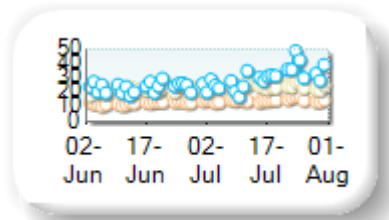
Monthly Spread Trend



25k EUR deal

Rank	Venue	Spread (bps)	Change
1	XMAD	<b>14.33</b>	+1.96
2	CEUX	<b>23.91</b>	+2.07
3	AQEU	<b>29.86</b>	+6.60
4	TQEX	<b>307.86</b>	n/a

Monthly Spread Trend



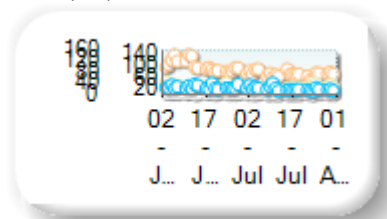
Spreads measure the bid to offer spread of the best visible orders in the book. The result is averaged over the stocks in the index and is based on measurements of the order books every 30 seconds. The value for the spread is quoted in basis points (0.01%).

### Book Depths

10BPS Depth (top of book)

Rank	Venue	Depth (1K EUR)	Change
1	XMAD	<b>72.5</b>	-30.0
2	CEUX	<b>24.3</b>	-3.5
3	AQEU	<b>19.8</b>	-6.0
4	TQEX	<b>3.6</b>	-0.9

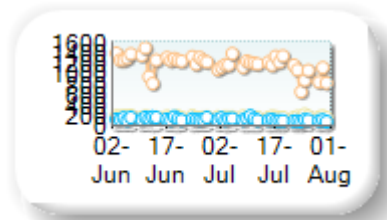
Monthly Depth Trend



50BPS Depth (deeper into book)

Rank	Venue	Depth (1K EUR)	Change
1	XMAD	<b>1,120.1</b>	-133.6
2	CEUX	<b>169.7</b>	-3.8
3	AQEU	<b>110.8</b>	-21.3
4	TQEX	<b>25.1</b>	-6.0

Monthly Depth Trend



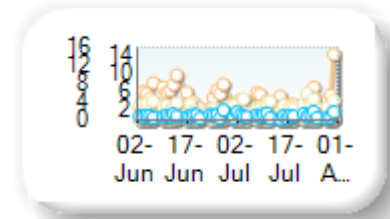
Market depth measures the amount of visible liquidity (bids and offers) in the order book within 10 or 50 BPS of mid price. The result is averaged over the stocks in the index and is based on measurements of the order book every 30 seconds. This is quoted in '000s of EUR.

### Best Prices

At touch

Rank	Venue	Best Price (%)	Change
1	XMAD	<b>4.37</b>	-0.77
2	CEUX	<b>2.83</b>	+0.43
3	AQEU	<b>0.81</b>	-0.07
4	TQEX	<b>0.50</b>	+0.14
5	CHIX	<b>0.00</b>	+0.00
6	TRQX	<b>0.00</b>	+0.00
7	BATE	<b>0.00</b>	+0.00
8	AQXE	<b>0.00</b>	+0.00

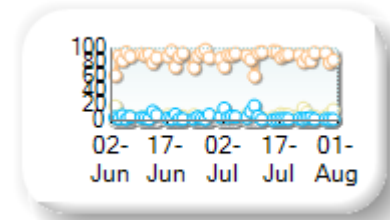
Best Prices Trend



25k EUR deal

Rank	Venue	Best Price (%)	Change
1	XMAD	<b>86.69</b>	+0.35
2	CEUX	<b>5.98</b>	+1.32
3	AQEU	<b>3.84</b>	+0.24
4	TQEX	<b>0.02</b>	-0.03
5	CHIX	<b>0.00</b>	+0.00
6	TRQX	<b>0.00</b>	+0.00
7	BATE	<b>0.00</b>	+0.00
8	AQXE	<b>0.00</b>	+0.00

Best Prices Trend

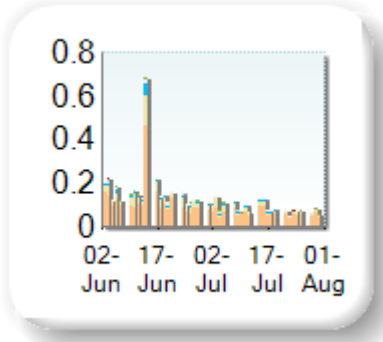


Best Price % measures how often each venue posts an absolute best price (no ties) for stocks. The result is averaged over the stocks in the index and is based on measurements of the order book every 5 seconds.

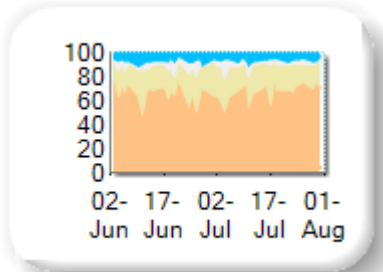
### Market Share

Rank	Venue	Market Share	Change
1	XMAD	<b>66.39%</b>	+0.29
2	CEUX	<b>22.26%</b>	+1.46
3	AQEU	<b>6.83%</b>	-0.81
4	TQEX	<b>4.34%</b>	-1.00
5	TRQX	<b>0.15%</b>	+0.09
6	BATE	<b>0.02%</b>	-0.02
7	CHIX	<b>0.01%</b>	-0.01

Volume Trend



Market Share Trend



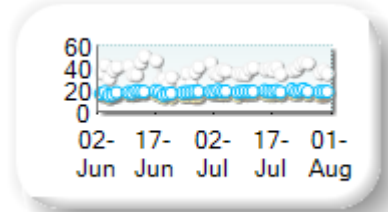
Market share is based on on-book value traded during continuous trading. The share is calculated by averaging over all stocks in the index. The current value shown is for last week and the change is relative to the previous week.

### Spreads

At touch

Rank	Venue	Spread (bps)	Change
1	XMAD	<b>16.97</b>	+1.36
2	CEUX	<b>17.29</b>	+1.26
3	AQEU	<b>19.16</b>	+1.29
4	TQEX	<b>39.08</b>	+2.58

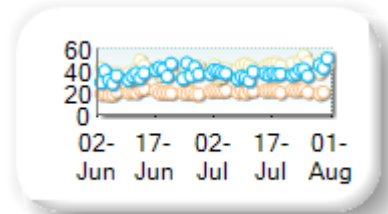
Monthly Spread Trend



25k EUR deal

Rank	Venue	Spread (bps)	Change
1	XMAD	<b>22.15</b>	+1.43
2	AQEU	<b>38.77</b>	+1.13
3	CEUX	<b>44.44</b>	+4.63

Monthly Spread Trend



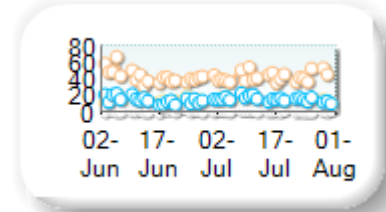
Spreads measure the bid to offer spread of the best visible orders in the book. The result is averaged over the stocks in the index and is based on measurements of the order books every 30 seconds. The value for the spread is quoted in basis points (0.01%).

### Book Depths

10BPS Depth (top of book)

Rank	Venue	Depth (1K EUR)	Change
1	XMAD	<b>43.2</b>	-2.3
2	AQEU	<b>15.9</b>	+1.1
3	CEUX	<b>12.9</b>	-0.6
4	TQEX	<b>2.1</b>	-0.7

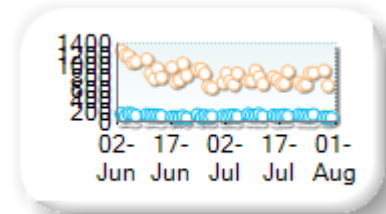
Monthly Depth Trend



50BPS Depth (deeper into book)

Rank	Venue	Depth (1K EUR)	Change
1	XMAD	<b>760.1</b>	-195.0
2	AQEU	<b>105.7</b>	+2.1
3	CEUX	<b>91.3</b>	-13.9
4	TQEX	<b>21.3</b>	-3.3

Monthly Depth Trend



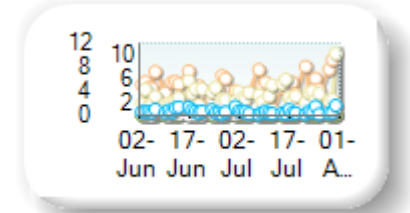
Market depth measures the amount of visible liquidity (bids and offers) in the order book within 10 or 50 BPS of mid price. The result is averaged over the stocks in the index and is based on measurements of the order book every 30 seconds. This is quoted in '000s of EUR.

### Best Prices

At touch

Rank	Venue	Best Price (%)	Change
1	XMAD	<b>4.60</b>	-0.16
2	CEUX	<b>3.49</b>	+1.01
3	AQEU	<b>0.51</b>	-0.06
4	TQEX	<b>0.48</b>	+0.11
5	CHIX	<b>0.00</b>	+0.00
6	TRQX	<b>0.00</b>	+0.00
7	BATE	<b>0.00</b>	+0.00

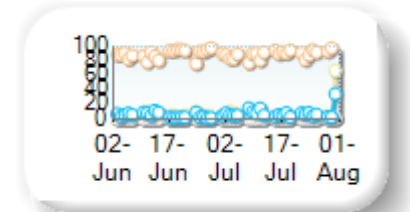
Best Prices Trend



25k EUR deal

Rank	Venue	Best Price (%)	Change
1	XMAD	<b>88.65</b>	-0.20
2	AQEU	<b>6.97</b>	+2.77
3	CEUX	<b>5.91</b>	+2.01
4	TQEX	<b>0.04</b>	-0.12
5	CHIX	<b>0.00</b>	+0.00
6	TRQX	<b>0.00</b>	+0.00
7	BATE	<b>0.00</b>	+0.00

Best Prices Trend

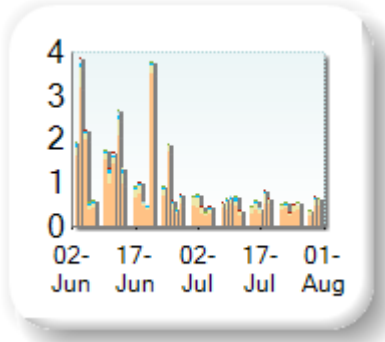


Best Price % measures how often each venue posts an absolute best price (no ties) for stocks. The result is averaged over the stocks in the index and is based on measurements of the order book every 5 seconds.

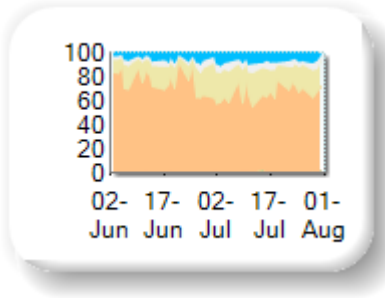
### Market Share

Rank	Venue	Market Share	Change
1	XMAD	<b>65.10%</b>	-15.61
2	CEUX	<b>21.73%</b>	+9.70
3	AQEU	<b>7.16%</b>	+3.28
4	TQEX	<b>5.43%</b>	+2.34
5	TRQX	<b>0.42%</b>	+0.32
6	BATE	<b>0.11%</b>	-0.08
7	CHIX	<b>0.06%</b>	+0.05

Volume Trend



Market Share Trend




Market share is based on on-book value traded during continuous trading. The share is calculated by averaging over all stocks in the index. The current value shown is for last week and the change is relative to the previous week.

### Spreads

At touch

Rank	Venue	Spread (bps)	Change
1	CEUX	<b>4.68</b>	+0.13
2	XMAD	<b>4.83</b>	+0.27
3	AQEU	<b>5.52</b>	+0.37
4	TQEX	<b>5.99</b>	+0.07
5	BATE	<b>109.83</b>	-96.10


Monthly Spread Trend



25k EUR deal

Rank	Venue	Spread (bps)	Change
1	XMAD	<b>6.23</b>	+0.39
2	CEUX	<b>9.05</b>	+0.92
3	AQEU	<b>11.27</b>	+1.57
4	TQEX	<b>19.60</b>	-3.80
5	BATE	<b>151.55</b>	-54.38

Monthly Spread Trend



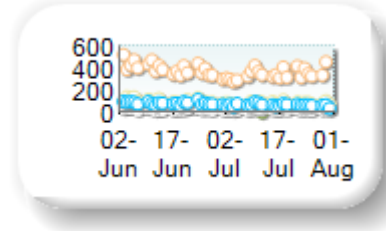
Spreads measure the bid to offer spread of the best visible orders in the book. The result is averaged over the stocks in the index and is based on measurements of the order books every 30 seconds. The value for the spread is quoted in basis points (0.01%).

### Book Depths

10BPS Depth (top of book)

Rank	Venue	Depth (1K EUR)	Change
1	XMAD	<b>347.3</b>	-69.9
2	CEUX	<b>84.8</b>	-18.7
3	AQEU	<b>66.0</b>	-17.3
4	TQEX	<b>26.3</b>	-4.1
5	BATE	<b>0.0</b>	+0.0


Monthly Depth Trend



50BPS Depth (deeper into book)

Rank	Venue	Depth (1K EUR)	Change
1	XMAD	<b>1,258.9</b>	-114.7
2	CEUX	<b>548.6</b>	+4.1
3	AQEU	<b>398.9</b>	+10.5
4	TQEX	<b>228.4</b>	+25.7
5	BATE	<b>21.0</b>	+3.2
6	CHIX	<b>2.8</b>	+0.0

Monthly Depth Trend



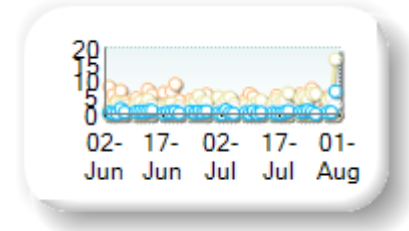
Market depth measures the amount of visible liquidity (bids and offers) in the order book within 10 or 50 BPS of mid price. The result is averaged over the stocks in the index and is based on measurements of the order book every 30 seconds. This is quoted in '000s of EUR.

### Best Prices

At touch

Rank	Venue	Best Price (%)	Change
1	CEUX	<b>4.98</b>	+2.42
2	XMAD	<b>4.28</b>	-1.16
3	TQEX	<b>1.19</b>	+0.67
4	AQEU	<b>0.96</b>	+0.14
5	BATE	<b>0.05</b>	+0.04
6	CHIX	<b>0.00</b>	0.00
7	TRQX	<b>0.00</b>	+0.00
8	AQXE	<b>0.00</b>	+0.00


Best Prices Trend



25k EUR deal

Rank	Venue	Best Price (%)	Change
1	XMAD	<b>77.47</b>	+4.00
2	CEUX	<b>17.58</b>	+3.44
3	AQEU	<b>2.74</b>	+0.23
4	TQEX	<b>0.37</b>	-0.04
5	CHIX	<b>0.00</b>	+0.00
6	TRQX	<b>0.00</b>	+0.00
7	BATE	<b>0.00</b>	+0.00
8	AQXE	<b>0.00</b>	+0.00

Best Prices Trend

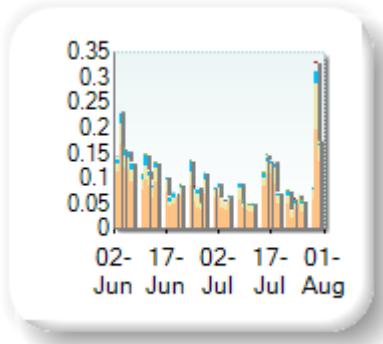


Best Price % measures how often each venue posts an absolute best price (no ties) for stocks. The result is averaged over the stocks in the index and is based on measurements of the order book every 5 seconds.

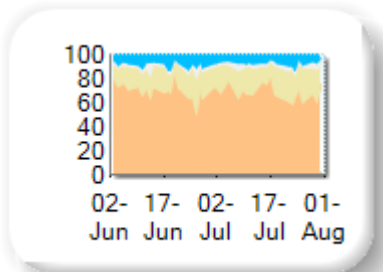
## Market Share

Rank	Venue	Market Share	Change
1	XMAD	<b>68.24%</b>	-1.51
2	CEUX	<b>20.85%</b>	+2.74
3	AQEU	<b>6.95%</b>	-1.75
4	TQEX	<b>3.69%</b>	+0.27
5	TRQX	<b>0.19%</b>	+0.16
6	CHIX	<b>0.04%</b>	+0.04
7	BATE	<b>0.04%</b>	+0.03

Volume Trend



Market Share Trend



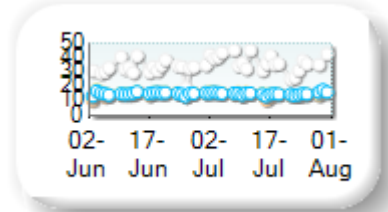
Market share is based on on-book value traded during continuous trading. The share is calculated by averaging over all stocks in the index. The current value shown is for last week and the change is relative to the previous week.

## Spreads

At touch

Rank	Venue	Spread (bps)	Change
1	XMAD	<b>14.16</b>	-0.08
2	CEUX	<b>14.71</b>	-0.30
3	AQEU	<b>14.83</b>	+0.03
4	TQEX	<b>37.69</b>	+2.12

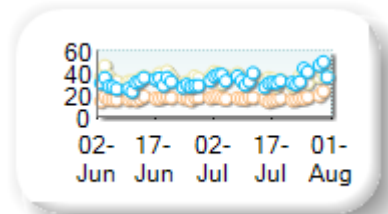
Monthly Spread Trend



25k EUR deal

Rank	Venue	Spread (bps)	Change
1	XMAD	<b>17.42</b>	+0.34
2	CEUX	<b>35.21</b>	-0.26
3	AQEU	<b>35.75</b>	+5.36

Monthly Spread Trend



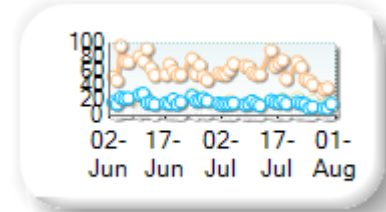
Spreads measure the bid to offer spread of the best visible orders in the book. The result is averaged over the stocks in the index and is based on measurements of the order books every 30 seconds. The value for the spread is quoted in basis points (0.01%).

## Book Depths

10BPS Depth (top of book)

Rank	Venue	Depth (1K EUR)	Change
1	XMAD	<b>59.6</b>	-8.6
2	CEUX	<b>15.9</b>	-1.5
3	AQEU	<b>15.1</b>	-5.1
4	TQEX	<b>2.0</b>	-1.4

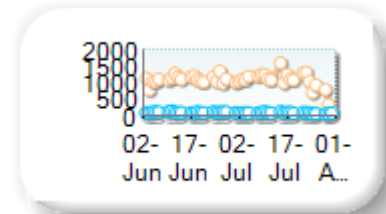
Monthly Depth Trend



50BPS Depth (deeper into book)

Rank	Venue	Depth (1K EUR)	Change
1	XMAD	<b>1,096.4</b>	-72.0
2	CEUX	<b>104.9</b>	+1.9
3	AQEU	<b>94.8</b>	-17.4
4	TQEX	<b>22.3</b>	-0.3

Monthly Depth Trend



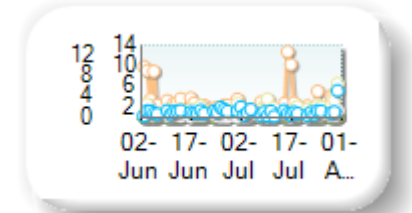
Market depth measures the amount of visible liquidity (bids and offers) in the order book within 10 or 50 BPS of mid price. The result is averaged over the stocks in the index and is based on measurements of the order book every 30 seconds. This is quoted in '000s of EUR.

## Best Prices

At touch

Rank	Venue	Best Price (%)	Change
1	XMAD	<b>3.13</b>	-1.51
2	CEUX	<b>1.69</b>	+0.24
3	AQEU	<b>1.00</b>	-0.24
4	TQEX	<b>0.34</b>	+0.06
5	CHIX	<b>0.00</b>	+0.00
6	TRQX	<b>0.00</b>	+0.00
7	BATE	<b>0.00</b>	+0.00

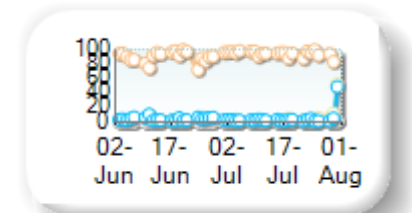
Best Prices Trend



25k EUR deal

Rank	Venue	Best Price (%)	Change
1	XMAD	<b>93.52</b>	+4.65
2	CEUX	<b>4.25</b>	+2.08
3	AQEU	<b>3.81</b>	+0.33
4	TQEX	<b>0.04</b>	-0.01
5	CHIX	<b>0.00</b>	+0.00
6	TRQX	<b>0.00</b>	+0.00
7	BATE	<b>0.00</b>	+0.00

Best Prices Trend



Best Price % measures how often each venue posts an absolute best price (no ties) for stocks. The result is averaged over the stocks in the index and is based on measurements of the order book every 5 seconds.