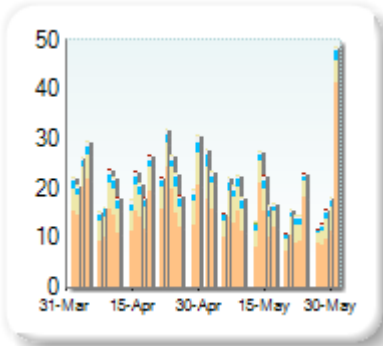


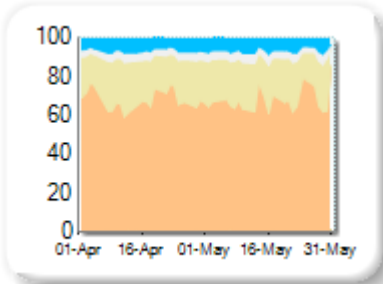
Market Share

Rank	Venue	Market Share	Change
1	XMAD	68.64%	+0.33
2	CEUX	20.31%	-0.40
3	AQEU	6.49%	+0.06
4	TQEX	4.16%	+0.07
5	BATE	0.26%	-0.10
6	TRQX	0.12%	+0.04
7	CHIX	0.02%	-0.01
8	AQXE	0.00%	0.00

Volume Trend



Market Share Trend



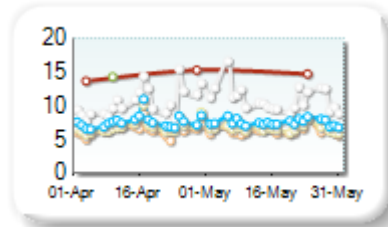
Market share is based on on-book value traded during continuous trading. The share is calculated by averaging over all stocks in the index. The current value shown is for last week and the change is relative to the previous week.

Spreads

At touch

Rank	Venue	Spread (bps)	Change
1	XMAD	6.32	-0.10
2	CEUX	6.62	-0.35
3	AQEU	7.50	-0.11
4	TQEX	10.97	+0.46
5	CHIX	39.17	+0.30
6	BATE	102.61	+22.02

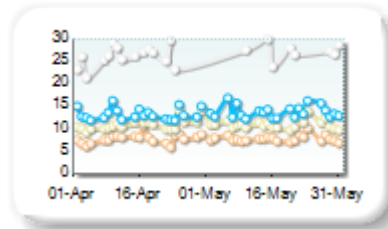
Monthly Spread Trend



25k EUR deal

Rank	Venue	Spread (bps)	Change
1	XMAD	7.93	+0.01
2	CEUX	11.05	-0.06
3	AQEU	13.81	+0.48
4	TQEX	31.99	+3.14
5	CHIX	129.03	-20.55
6	BATE	149.46	-26.19

Monthly Spread Trend



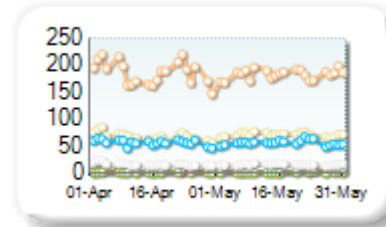
Spreads measure the bid to offer spread of the best visible orders in the book. The result is averaged over the stocks in the index and is based on measurements of the order books every 30 seconds. The value for the spread is quoted in basis points (0.01%).

Book Depths

10BPS Depth (top of book)

Rank	Venue	Depth (1K EUR)	Change
1	XMAD	182.9	-2.6
2	CEUX	71.3	+3.4
3	AQEU	56.4	-0.3
4	TQEX	16.5	-0.6
5	CHIX	2.6	-0.7
6	BATE	1.6	+0.1

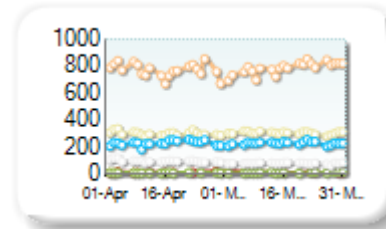
Monthly Depth Trend



50BPS Depth (deeper into book)

Rank	Venue	Depth (1K EUR)	Change
1	XMAD	784.4	+15.7
2	CEUX	305.1	+3.2
3	AQEU	229.2	-1.6
4	TQEX	81.7	-16.6
5	CHIX	13.3	-2.6
6	BATE	12.7	+2.1

Monthly Depth Trend



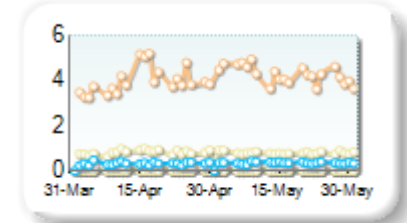
Market depth measures the amount of visible liquidity (bids and offers) in the order book within 10 or 50 BPS of mid price. The result is averaged over the stocks in the index and is based on measurements of the order book every 30 seconds. This is quoted in '000s of EUR.

Best Prices

At touch

Rank	Venue	Best Price (%)	Change
1	XMAD	4.25	+0.23
2	CEUX	0.78	-0.02
3	AQEU	0.35	+0.03
4	TQEX	0.23	+0.02
5	BATE	0.04	-0.06
6	CHIX	0.00	0.00
7	TRQX	0.00	+0.00
8	AQXE	0.00	+0.00

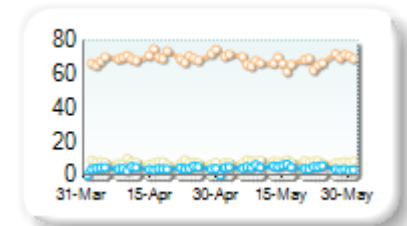
Best Prices Trend



25k EUR deal

Rank	Venue	Best Price (%)	Change
1	XMAD	67.50	-1.94
2	CEUX	7.72	+0.04
3	AQEU	4.29	+0.52
4	TQEX	0.24	-0.01
5	CHIX	0.00	+0.00
6	TRQX	0.00	+0.00
7	BATE	0.00	0.00
8	AQXE	0.00	+0.00

Best Prices Trend

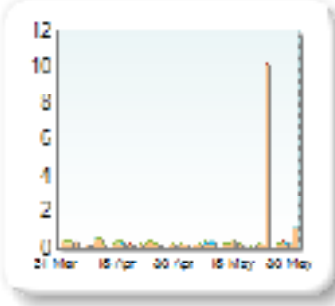


Best Price % measures how often each venue posts an absolute best price (no ties) for stocks. The result is averaged over the stocks in the index and is based on measurements of the order book every 5 seconds.

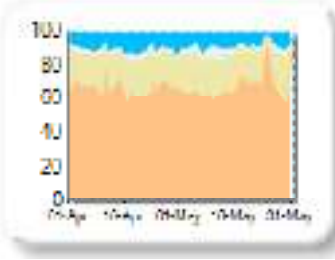
Market Share

Rank	Venue	Market Share	Change
1	XMAD	87.29%	+19.29
2	CEUX	7.73%	-11.76
3	AQEU	3.23%	-5.99
4	TQEX	1.64%	-1.35
5	BATE	0.08%	-0.20
6	TRQX	0.03%	+0.02
7	CHIX	0.00%	+0.00

Volume Trend



Market Share Trend



Market share is based on on-book value traded during continuous trading. The share is calculated by averaging over all stocks in the index. The current value shown is for last week and the change is relative to the previous week.

Spreads

At touch

Rank	Venue	Spread (bps)	Change
1	XMAD	8.46	-0.23
2	CEUX	8.75	-0.11
3	AQEU	8.95	-0.02
4	TQEX	11.14	0.00

Monthly Spread Trend



25k EUR deal

Rank	Venue	Spread (bps)	Change
1	XMAD	10.49	+0.22
2	AQEU	14.25	+1.71
3	CEUX	15.11	-0.76
4	TQEX	40.23	-0.09

Monthly Spread Trend



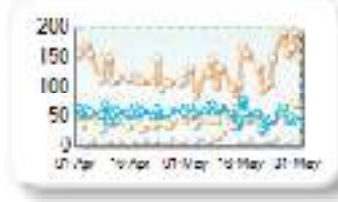
Spreads measure the bid to offer spread of the best visible orders in the book. The result is averaged over the stocks in the index and is based on measurements of the order books every 30 seconds. The value for the spread is quoted in basis points (0.01%).

Book Depths

10BPS Depth (top of book)

Rank	Venue	Depth (1K EUR)	Change
1	XMAD	131.0	+5.5
2	AQEU	51.2	-6.7
3	CEUX	46.9	+5.1
4	TQEX	13.5	+2.7
5	BATE	0.6	-0.4

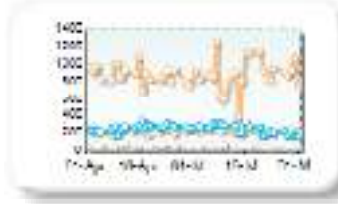
Monthly Depth Trend



50BPS Depth (deeper into book)

Rank	Venue	Depth (1K EUR)	Change
1	XMAD	884.3	+3.8
2	AQEU	240.6	-28.0
3	CEUX	227.4	-7.6
4	TQEX	54.3	-15.9
5	BATE	4.8	-6.2

Monthly Depth Trend



Market depth measures the amount of visible liquidity (bids and offers) in the order book within 10 or 50 BPS of mid price. The result is averaged over the stocks in the index and is based on measurements of the order book every 30 seconds. This is quoted in '000s of EUR.

Best Prices

At touch

Rank	Venue	Best Price (%)	Change
1	XMAD	1.58	+0.58
2	CEUX	0.50	+0.27
3	AQEU	0.35	+0.14
4	TQEX	0.19	+0.09
5	BATE	0.02	-0.07
6	CHIX	0.00	+0.00
7	TRQX	0.00	+0.00

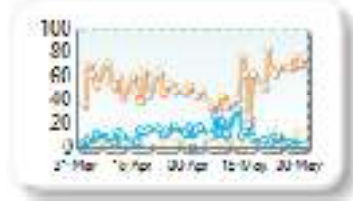
Best Prices Trend



25k EUR deal

Rank	Venue	Best Price (%)	Change
1	XMAD	55.75	+2.61
2	AQEU	10.51	-0.43
3	CEUX	7.10	+2.43
4	TQEX	0.37	+0.19
5	CHIX	0.00	+0.00
6	TRQX	0.00	+0.00
7	BATE	0.00	+0.00

Best Prices Trend

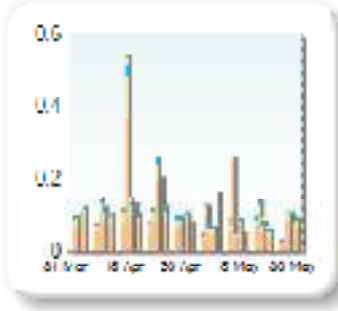


Best Price % measures how often each venue posts an absolute best price (no ties) for stocks. The result is averaged over the stocks in the index and is based on measurements of the order book every 5 seconds.

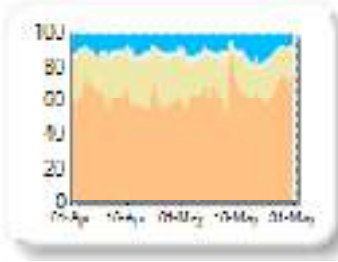
Market Share

Rank	Venue	Market Share	Change
1	XMAD	69.27%	+6.31
2	CEUX	17.67%	-6.57
3	AQEU	9.40%	+0.57
4	TQEX	3.45%	+0.21
5	TRQX	0.10%	+0.07
6	BATE	0.07%	-0.63
7	CHIX	0.04%	+0.03

Volume Trend



Market Share Trend

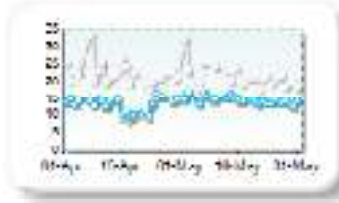


Spreads

At touch

Rank	Venue	Spread (bps)	Change
1	XMAD	14.10	+1.57
2	AQEU	14.51	+1.35
3	CEUX	14.68	+1.80
4	TQEX	21.75	-2.62

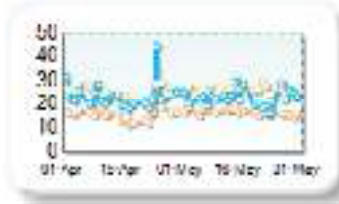
Monthly Spread Trend



25k EUR deal

Rank	Venue	Spread (bps)	Change
1	XMAD	16.39	+0.86
2	AQEU	22.55	-0.95
3	CEUX	26.41	+1.97

Monthly Spread Trend




Book Depths

10BPS Depth (top of book)

Rank	Venue	Depth (1K EUR)	Change
1	XMAD	73.8	+3.2
2	AQEU	38.8	+5.1
3	CEUX	24.2	-0.5
4	TQEX	6.5	+2.3

Monthly Depth Trend



50BPS Depth (deeper into book)

Rank	Venue	Depth (1K EUR)	Change
1	XMAD	1,097.6	+264.8
2	AQEU	183.6	+12.3
3	CEUX	158.3	-11.4
4	TQEX	35.3	-3.3

Monthly Depth Trend




Best Prices

At touch

Rank	Venue	Best Price (%)	Change
1	XMAD	0.94	-0.37
2	AQEU	0.24	+0.07
3	CEUX	0.19	-0.09
4	TQEX	0.06	-0.01
5	CHIX	0.00	+0.00
6	TRQX	0.00	+0.00
7	BATE	0.00	+0.00

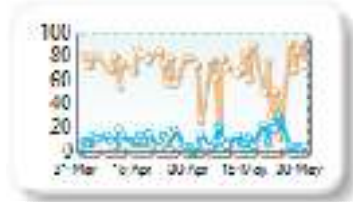
Best Prices Trend



25k EUR deal

Rank	Venue	Best Price (%)	Change
1	XMAD	64.24	-10.76
2	AQEU	10.03	+0.49
3	CEUX	1.65	-2.43
4	TQEX	0.05	+0.03
5	CHIX	0.00	+0.00
6	TRQX	0.00	+0.00
7	BATE	0.00	+0.00

Best Prices Trend



Market share is based on on-book value traded during continuous trading. The share is calculated by averaging over all stocks in the index. The current value shown is for last week and the change is relative to the previous week.

Spreads measure the bid to offer spread of the best visible orders in the book. The result is averaged over the stocks in the index and is based on measurements of the order books every 30 seconds. The value for the spread is quoted in basis points (0.01%).

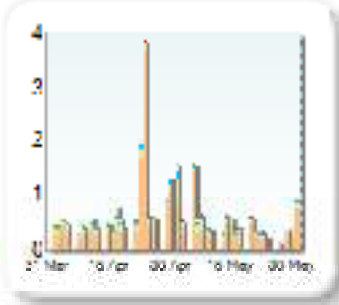
Market depth measures the amount of visible liquidity (bids and offers) in the order book within 10 or 50 BPS of mid price. The result is averaged over the stocks in the index and is based on measurements of the order book every 30 seconds. This is quoted in '000s of EUR.

Best Price % measures how often each venue posts an absolute best price (no ties) for stocks. The result is averaged over the stocks in the index and is based on measurements of the order book every 5 seconds.

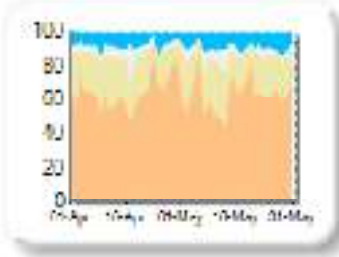
Market Share

Rank	Venue	Market Share	Change
1	XMAD	65.96%	-8.38
2	CEUX	20.19%	+4.51
3	AQEU	8.18%	+2.95
4	TQEX	5.00%	+0.75
5	BATE	0.50%	+0.03
6	TRQX	0.15%	+0.14
7	CHIX	0.02%	+0.00
8	AQXE	0.00%	0.00

Volume Trend



Market Share Trend



Market share is based on on-book value traded during continuous trading. The share is calculated by averaging over all stocks in the index. The current value shown is for last week and the change is relative to the previous week.

Spreads

At touch

Rank	Venue	Spread (bps)	Change
1	XMAD	9.19	-0.32
2	CEUX	9.39	-0.28
3	AQEU	9.65	-0.44
4	TQEX	11.17	-0.47
5	BATE	97.11	-7.61


Monthly Spread Trend



25k EUR deal

Rank	Venue	Spread (bps)	Change
1	XMAD	10.31	-0.48
2	CEUX	12.20	-1.07
3	AQEU	12.90	-0.86
4	TQEX	39.39	+3.37

Monthly Spread Trend




Spreads measure the bid to offer spread of the best visible orders in the book. The result is averaged over the stocks in the index and is based on measurements of the order books every 30 seconds. The value for the spread is quoted in basis points (0.01%).

Book Depths

10BPS Depth (top of book)

Rank	Venue	Depth (1K EUR)	Change
1	XMAD	167.5	+17.9
2	CEUX	75.4	+11.8
3	AQEU	67.8	+7.9
4	TQEX	17.5	+2.2
5	BATE	0.5	-0.4


Monthly Depth Trend



50BPS Depth (deeper into book)

Rank	Venue	Depth (1K EUR)	Change
1	XMAD	1,166.3	+178.7
2	CEUX	318.5	+17.8
3	AQEU	315.7	+12.2
4	TQEX	89.3	-22.6
5	BATE	7.5	-2.6

Monthly Depth Trend



Market depth measures the amount of visible liquidity (bids and offers) in the order book within 10 or 50 BPS of mid price. The result is averaged over the stocks in the index and is based on measurements of the order book every 30 seconds. This is quoted in '000s of EUR.

Best Prices

At touch

Rank	Venue	Best Price (%)	Change
1	XMAD	0.90	-0.36
2	CEUX	0.40	-0.01
3	TQEX	0.29	+0.11
4	AQEU	0.23	+0.04
5	BATE	0.07	-0.20
6	CHIX	0.00	+0.00
7	TRQX	0.00	+0.00
8	AQXE	0.00	+0.00


Best Prices Trend



25k EUR deal

Rank	Venue	Best Price (%)	Change
1	XMAD	33.35	-6.10
2	CEUX	6.40	-1.03
3	AQEU	4.47	+0.16
4	TQEX	0.17	-0.06
5	CHIX	0.00	+0.00
6	TRQX	0.00	+0.00
7	BATE	0.00	+0.00
8	AQXE	0.00	+0.00

Best Prices Trend

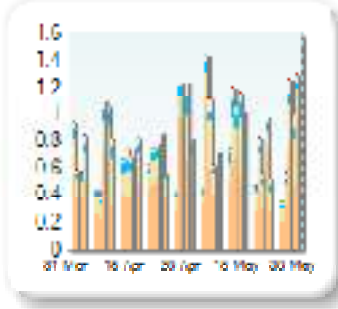


Best Price % measures how often each venue posts an absolute best price (no ties) for stocks. The result is averaged over the stocks in the index and is based on measurements of the order book every 5 seconds.

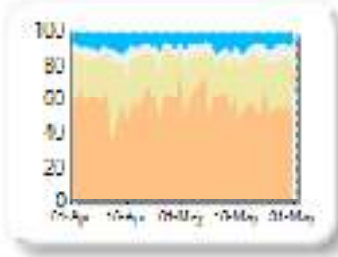
Market Share

Rank	Venue	Market Share	Change
1	XMAD	59.51%	-0.80
2	CEUX	25.05%	+0.23
3	AQEU	8.02%	-0.35
4	TQEX	6.73%	+0.52
5	BATE	0.42%	+0.18
6	TRQX	0.23%	+0.17
7	CHIX	0.05%	+0.05
8	AQXE	0.00%	0.00

Volume Trend



Market Share Trend



Spreads

At touch

Rank	Venue	Spread (bps)	Change
1	XMAD	5.75	-0.49
2	CEUX	5.98	-0.42
3	AQEU	6.85	-0.40
4	TQEX	8.15	-0.96
5	BATE	194.41	+83.17


Monthly Spread Trend



25k EUR deal

Rank	Venue	Spread (bps)	Change
1	XMAD	7.41	-0.47
2	CEUX	9.10	-1.58
3	AQEU	12.08	-1.52
4	TQEX	29.63	-1.76
5	BATE	197.96	n/a

Monthly Spread Trend




Book Depths

10BPS Depth (top of book)

Rank	Venue	Depth (1K EUR)	Change
1	XMAD	284.2	+60.6
2	CEUX	110.3	+36.7
3	AQEU	71.8	+20.8
4	TQEX	32.1	+12.5
5	BATE	0.5	-0.1


Monthly Depth Trend



50BPS Depth (deeper into book)

Rank	Venue	Depth (1K EUR)	Change
1	XMAD	635.6	-44.6
2	CEUX	441.1	+62.2
3	AQEU	292.9	+21.5
4	TQEX	124.2	+8.0
5	BATE	6.2	-6.7
6	CHIX	3.4	+0.3

Monthly Depth Trend




Best Prices

At touch

Rank	Venue	Best Price (%)	Change
1	XMAD	3.03	+0.89
2	CEUX	1.17	+0.28
3	TQEX	0.34	-0.03
4	AQEU	0.30	+0.06
5	BATE	0.02	-0.31
6	CHIX	0.00	+0.00
7	TRQX	0.00	+0.00
8	AQXE	0.00	+0.00


Best Prices Trend



25k EUR deal

Rank	Venue	Best Price (%)	Change
1	XMAD	55.51	-12.51
2	CEUX	18.69	+4.48
3	AQEU	2.71	+0.46
4	TQEX	0.88	+0.10
5	CHIX	0.00	+0.00
6	TRQX	0.00	+0.00
7	BATE	0.00	+0.00
8	AQXE	0.00	+0.00

Best Prices Trend



Market share is based on on-book value traded during continuous trading. The share is calculated by averaging over all stocks in the index. The current value shown is for last week and the change is relative to the previous week.

Spreads measure the bid to offer spread of the best visible orders in the book. The result is averaged over the stocks in the index and is based on measurements of the order books every 30 seconds. The value for the spread is quoted in basis points (0.01%).

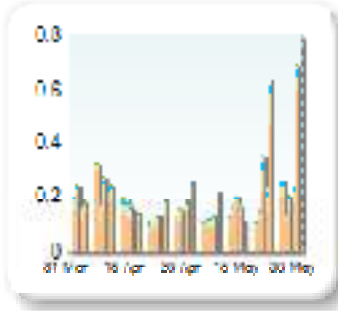
Market depth measures the amount of visible liquidity (bids and offers) in the order book within 10 or 50 BPS of mid price. The result is averaged over the stocks in the index and is based on measurements of the order book every 30 seconds. This is quoted in '000s of EUR.

Best Price % measures how often each venue posts an absolute best price (no ties) for stocks. The result is averaged over the stocks in the index and is based on measurements of the order book every 5 seconds.

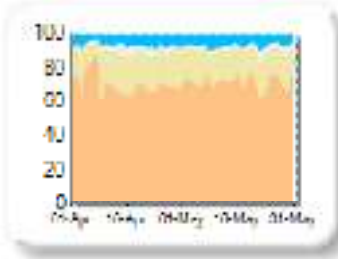
Market Share

Rank	Venue	Market Share	Change
1	XMAD	73.72%	+2.41
2	CEUX	16.75%	-2.42
3	AQEU	6.21%	+0.19
4	TQEX	3.15%	+0.06
5	BATE	0.11%	-0.28
6	TRQX	0.04%	+0.04
7	CHIX	0.01%	+0.01
8	AQXE	0.00%	+0.00

Volume Trend



Market Share Trend



Market share is based on on-book value traded during continuous trading. The share is calculated by averaging over all stocks in the index. The current value shown is for last week and the change is relative to the previous week.

Spreads

At touch

Rank	Venue	Spread (bps)	Change
1	XMAD	14.18	-0.68
2	CEUX	15.09	-0.41
3	AQEU	15.79	-0.52
4	TQEX	24.23	-1.01

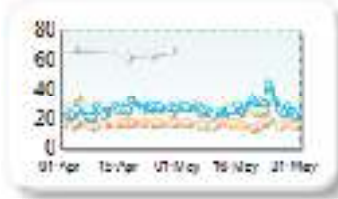
Monthly Spread Trend



25k EUR deal

Rank	Venue	Spread (bps)	Change
1	XMAD	16.42	-0.37
2	CEUX	26.38	-1.05
3	AQEU	27.48	+1.51

Monthly Spread Trend




Spreads measure the bid to offer spread of the best visible orders in the book. The result is averaged over the stocks in the index and is based on measurements of the order books every 30 seconds. The value for the spread is quoted in basis points (0.01%).

Book Depths

10BPS Depth (top of book)

Rank	Venue	Depth (1K EUR)	Change
1	XMAD	78.6	-8.3
2	AQEU	27.7	-5.4
3	CEUX	22.3	+0.2
4	TQEX	4.5	-0.1


Monthly Depth Trend



50BPS Depth (deeper into book)

Rank	Venue	Depth (1K EUR)	Change
1	XMAD	1,033.6	-41.9
2	AQEU	181.8	-11.5
3	CEUX	168.0	-4.5
4	BATE	39.3	+1.8
5	TQEX	34.0	-11.8

Monthly Depth Trend



Market depth measures the amount of visible liquidity (bids and offers) in the order book within 10 or 50 BPS of mid price. The result is averaged over the stocks in the index and is based on measurements of the order book every 30 seconds. This is quoted in '000s of EUR.

Best Prices

At touch

Rank	Venue	Best Price (%)	Change
1	XMAD	2.78	+0.46
2	CEUX	0.52	+0.16
3	AQEU	0.30	+0.08
4	TQEX	0.24	+0.05
5	BATE	0.02	+0.03
6	CHIX	0.00	+0.00
7	TRQX	0.00	+0.00
8	AQXE	0.00	+0.00


Best Prices Trend



25k EUR deal

Rank	Venue	Best Price (%)	Change
1	XMAD	77.92	-0.75
2	AQEU	4.41	-0.22
3	CEUX	3.58	+1.62
4	TQEX	0.18	+0.09
5	CHIX	0.00	+0.00
6	TRQX	0.00	+0.00
7	BATE	0.00	+0.00
8	AQXE	0.00	+0.00

Best Prices Trend



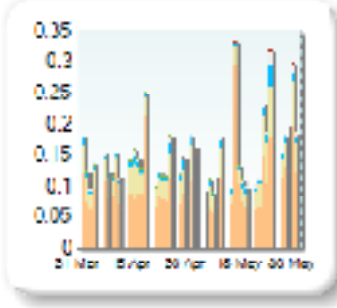
Best Price % measures how often each venue posts an absolute best price (no ties) for stocks. The result is averaged over the stocks in the index and is based on measurements of the order book every 5 seconds.

CORP ACCIONA ENERGIAS RENOVABLES SA

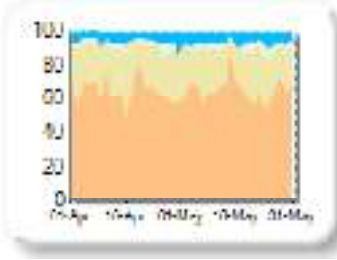
Market Share

Rank	Venue	Market Share	Change
1	XMAD	66.03%	+0.53
2	CEUX	24.24%	-1.33
3	AQEU	6.27%	+0.30
4	TQEX	2.99%	+0.51
5	BATE	0.31%	-0.12
6	TRQX	0.13%	+0.08
7	CHIX	0.03%	+0.03

Volume Trend



Market Share Trend



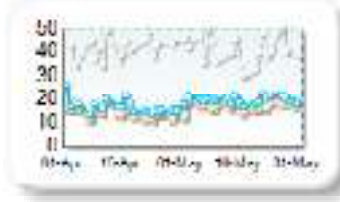
Market share is based on on-book value traded during continuous trading. The share is calculated by averaging over all stocks in the index. The current value shown is for last week and the change is relative to the previous week.

Spreads

At touch

Rank	Venue	Spread (bps)	Change
1	XMAD	16.26	+2.79
2	CEUX	17.65	+3.12
3	AQEU	19.55	+2.73
4	TQEX	43.27	+0.03

Monthly Spread Trend



25k EUR deal

Rank	Venue	Spread (bps)	Change
1	XMAD	20.63	+2.48
2	CEUX	41.26	+3.93
3	AQEU	63.01	+14.35

Monthly Spread Trend



Spreads measure the bid to offer spread of the best visible orders in the book. The result is averaged over the stocks in the index and is based on measurements of the order books every 30 seconds. The value for the spread is quoted in basis points (0.01%).

Book Depths

10BPS Depth (top of book)

Rank	Venue	Depth (1K EUR)	Change
1	XMAD	53.3	+9.8
2	CEUX	16.5	+3.9
3	AQEU	8.5	-0.1
4	TQEX	1.9	+1.0
5	BATE	1.1	+0.2

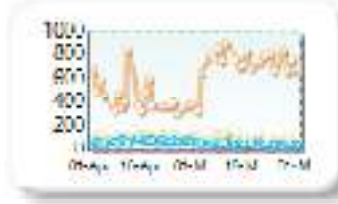
Monthly Depth Trend



50BPS Depth (deeper into book)

Rank	Venue	Depth (1K EUR)	Change
1	XMAD	729.0	+291.4
2	CEUX	100.3	-12.9
3	AQEU	50.9	-24.0
4	TQEX	19.3	-5.2
5	BATE	1.6	-3.4

Monthly Depth Trend



Market depth measures the amount of visible liquidity (bids and offers) in the order book within 10 or 50 BPS of mid price. The result is averaged over the stocks in the index and is based on measurements of the order book every 30 seconds. This is quoted in '000s of EUR.

Best Prices

At touch

Rank	Venue	Best Price (%)	Change
1	XMAD	4.35	-3.03
2	CEUX	0.64	-0.49
3	AQEU	0.14	-0.07
4	TQEX	0.04	-0.05
5	BATE	0.03	0.00
6	CHIX	0.00	+0.00
7	TRQX	0.00	+0.00

Best Prices Trend



25k EUR deal

Rank	Venue	Best Price (%)	Change
1	XMAD	92.29	-2.90
2	CEUX	4.17	+0.78
3	AQEU	0.28	-0.25
4	CHIX	0.00	+0.00
5	TRQX	0.00	+0.00
6	BATE	0.00	+0.00
7	TQEX	0.00	+0.00

Best Prices Trend

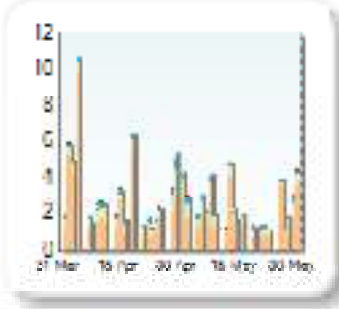


Best Price % measures how often each venue posts an absolute best price (no ties) for stocks. The result is averaged over the stocks in the index and is based on measurements of the order book every 5 seconds.

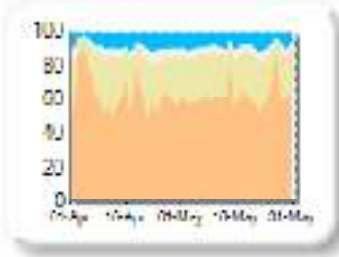
Market Share

Rank	Venue	Market Share	Change
1	XMAD	65.64%	-4.97
2	CEUX	22.18%	+3.64
3	AQEU	7.30%	+0.78
4	TQEX	4.34%	+0.54
5	BATE	0.33%	-0.03
6	TRQX	0.18%	+0.03
7	CHIX	0.03%	+0.00
8	AQXE	0.00%	+0.00

Volume Trend



Market Share Trend



Market share is based on on-book value traded during continuous trading. The share is calculated by averaging over all stocks in the index. The current value shown is for last week and the change is relative to the previous week.

Spreads

At touch

Rank	Venue	Spread (bps)	Change
1	XMAD	4.30	-1.83
2	CEUX	4.62	-1.78
3	AQEU	4.92	-1.36
4	TQEX	5.81	-1.50
5	BATE	127.52	+50.06
6	CHIX	276.43	n/a


Monthly Spread Trend



25k EUR deal

Rank	Venue	Spread (bps)	Change
1	XMAD	5.08	-1.61
2	CEUX	5.88	-1.58
3	AQEU	6.74	-0.28
4	TQEX	16.06	+0.22
5	BATE	154.82	n/a
6	CHIX	276.43	n/a

Monthly Spread Trend



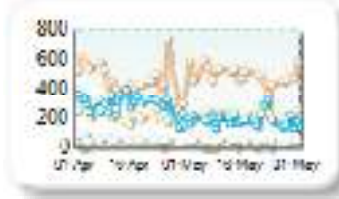
Spreads measure the bid to offer spread of the best visible orders in the book. The result is averaged over the stocks in the index and is based on measurements of the order books every 30 seconds. The value for the spread is quoted in basis points (0.01%).

Book Depths

10BPS Depth (top of book)

Rank	Venue	Depth (1K EUR)	Change
1	XMAD	491.6	+30.5
2	CEUX	221.2	+3.1
3	AQEU	188.5	-116.5
4	TQEX	44.9	-12.6
5	BATE	1.5	-1.0
6	CHIX	0.0	+0.0


Monthly Depth Trend



50BPS Depth (deeper into book)

Rank	Venue	Depth (1K EUR)	Change
1	XMAD	829.8	-582.2
2	CEUX	821.5	+9.4
3	AQEU	597.9	-260.4
4	TQEX	241.3	-6.0
5	BATE	11.7	-2.5
6	CHIX	11.0	+0.5

Monthly Depth Trend




Market depth measures the amount of visible liquidity (bids and offers) in the order book within 10 or 50 BPS of mid price. The result is averaged over the stocks in the index and is based on measurements of the order book every 30 seconds. This is quoted in '000s of EUR.

Best Prices

At touch

Rank	Venue	Best Price (%)	Change
1	XMAD	4.15	+4.02
2	CEUX	0.99	+0.52
3	AQEU	0.44	+0.31
4	TQEX	0.38	+0.23
5	BATE	0.06	-0.05
6	CHIX	0.00	+0.00
7	TRQX	0.00	+0.00
8	AQXE	0.00	+0.00


Best Prices Trend



25k EUR deal

Rank	Venue	Best Price (%)	Change
1	XMAD	35.45	+25.40
2	CEUX	12.79	+9.32
3	AQEU	3.42	-1.40
4	TQEX	0.38	+0.15
5	CHIX	0.00	+0.00
6	TRQX	0.00	+0.00
7	BATE	0.00	+0.00
8	AQXE	0.00	+0.00

Best Prices Trend

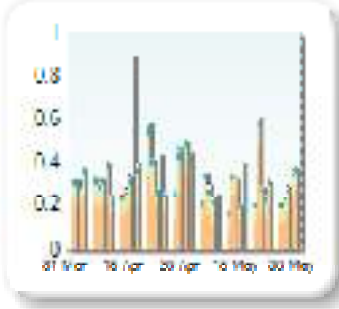


Best Price % measures how often each venue posts an absolute best price (no ties) for stocks. The result is averaged over the stocks in the index and is based on measurements of the order book every 5 seconds.

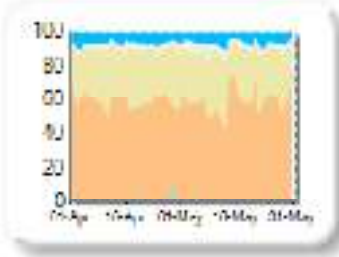
Market Share

Rank	Venue	Market Share	Change
1	XMAD	61.98%	+4.47
2	CEUX	27.96%	-3.06
3	AQEU	5.35%	-1.14
4	TQEX	4.20%	+0.27
5	BATE	0.38%	-0.19
6	TRQX	0.11%	-0.33
7	CHIX	0.01%	-0.02
8	AQXE	0.00%	0.00

Volume Trend



Market Share Trend



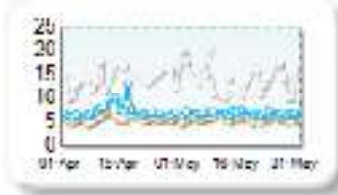
Market share is based on on-book value traded during continuous trading. The share is calculated by averaging over all stocks in the index. The current value shown is for last week and the change is relative to the previous week.

Spreads

At touch

Rank	Venue	Spread (bps)	Change
1	XMAD	5.41	-0.10
2	CEUX	5.76	-0.16
3	AQEU	6.71	-0.62
4	TQEX	14.12	-4.00
5	BATE	167.09	-106.83

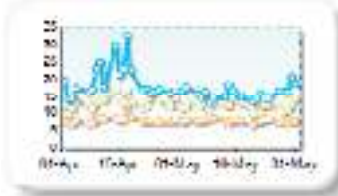
Monthly Spread Trend



25k EUR deal

Rank	Venue	Spread (bps)	Change
1	XMAD	7.83	-0.30
2	CEUX	12.29	-0.98
3	AQEU	15.96	-3.64
4	TQEX	57.70	+4.02

Monthly Spread Trend




Spreads measure the bid to offer spread of the best visible orders in the book. The result is averaged over the stocks in the index and is based on measurements of the order books every 30 seconds. The value for the spread is quoted in basis points (0.01%).

Book Depths

10BPS Depth (top of book)

Rank	Venue	Depth (1K EUR)	Change
1	XMAD	192.5	-21.5
2	CEUX	58.9	+3.4
3	AQEU	42.4	+4.5
4	TQEX	9.7	+3.1


Monthly Depth Trend



50BPS Depth (deeper into book)

Rank	Venue	Depth (1K EUR)	Change
1	XMAD	318.1	-70.1
2	CEUX	285.5	+12.6
3	AQEU	190.2	+21.2
4	TQEX	58.9	-6.7
5	CHIX	23.8	+1.1
6	BATE	5.9	+1.3

Monthly Depth Trend




Market depth measures the amount of visible liquidity (bids and offers) in the order book within 10 or 50 BPS of mid price. The result is averaged over the stocks in the index and is based on measurements of the order book every 30 seconds. This is quoted in '000s of EUR.

Best Prices

At touch

Rank	Venue	Best Price (%)	Change
1	XMAD	4.92	+0.18
2	CEUX	2.00	+0.19
3	AQEU	0.54	-0.11
4	TQEX	0.27	-0.13
5	CHIX	0.00	+0.01
6	BATE	0.00	+0.00
7	TRQX	0.00	+0.00
8	AQXE	0.00	+0.00


Best Prices Trend



25k EUR deal

Rank	Venue	Best Price (%)	Change
1	XMAD	82.76	-1.64
2	CEUX	12.77	+0.38
3	AQEU	2.01	+0.86
4	TQEX	0.09	+0.05
5	CHIX	0.00	+0.00
6	TRQX	0.00	+0.00
7	BATE	0.00	+0.00
8	AQXE	0.00	+0.00

Best Prices Trend

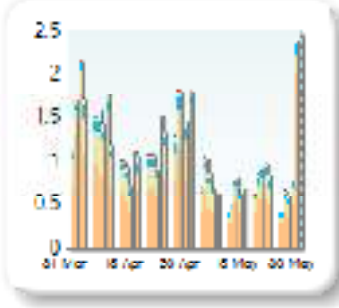


Best Price % measures how often each venue posts an absolute best price (no ties) for stocks. The result is averaged over the stocks in the index and is based on measurements of the order book every 5 seconds.

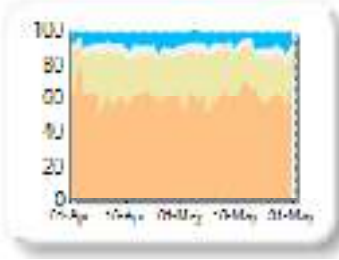
Market Share

Rank	Venue	Market Share	Change
1	XMAD	62.66%	-0.32
2	CEUX	23.97%	-0.19
3	AQEU	7.59%	+0.29
4	TQEX	5.14%	+0.03
5	BATE	0.38%	+0.03
6	TRQX	0.24%	+0.18
7	CHIX	0.01%	-0.02

Volume Trend



Market Share Trend



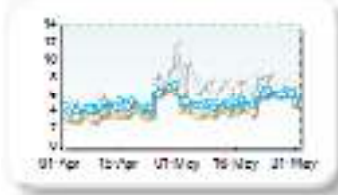
Market share is based on on-book value traded during continuous trading. The share is calculated by averaging over all stocks in the index. The current value shown is for last week and the change is relative to the previous week.

Spreads

At touch

Rank	Venue	Spread (bps)	Change
1	XMAD	4.83	+0.72
2	CEUX	5.21	+0.67
3	AQEU	5.42	+0.45
4	TQEX	7.26	+1.63
5	BATE	143.73	+62.41


Monthly Spread Trend



25k EUR deal

Rank	Venue	Spread (bps)	Change
1	XMAD	5.98	+0.71
2	CEUX	7.83	+0.82
3	AQEU	8.02	+0.00
4	TQEX	33.15	+12.20
5	BATE	158.15	n/a

Monthly Spread Trend




Spreads measure the bid to offer spread of the best visible orders in the book. The result is averaged over the stocks in the index and is based on measurements of the order books every 30 seconds. The value for the spread is quoted in basis points (0.01%).

Book Depths

10BPS Depth (top of book)

Rank	Venue	Depth (1K EUR)	Change
1	XMAD	402.6	-106.3
2	AQEU	133.0	+13.5
3	CEUX	117.8	-17.7
4	TQEX	25.1	-10.5
5	BATE	0.3	-0.3

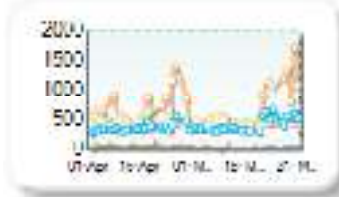
Monthly Depth Trend



50BPS Depth (deeper into book)

Rank	Venue	Depth (1K EUR)	Change
1	XMAD	740.7	+60.4
2	CEUX	432.3	-20.2
3	AQEU	404.5	+30.4
4	TQEX	98.8	-38.1
5	BATE	11.9	-1.8
6	CHIX	0.5	0.0

Monthly Depth Trend




Market depth measures the amount of visible liquidity (bids and offers) in the order book within 10 or 50 BPS of mid price. The result is averaged over the stocks in the index and is based on measurements of the order book every 30 seconds. This is quoted in '000s of EUR.

Best Prices

At touch

Rank	Venue	Best Price (%)	Change
1	XMAD	4.15	-0.35
2	CEUX	0.80	-0.30
3	AQEU	0.33	+0.04
4	TQEX	0.31	-0.12
5	BATE	0.05	-0.10
6	CHIX	0.00	+0.00
7	TRQX	0.00	+0.00
8	AQXE	0.00	+0.00


Best Prices Trend



25k EUR deal

Rank	Venue	Best Price (%)	Change
1	XMAD	49.23	-8.55
2	CEUX	11.23	-1.85
3	AQEU	6.51	+1.45
4	TQEX	0.33	-0.24
5	CHIX	0.00	+0.00
6	TRQX	0.00	+0.00
7	BATE	0.00	+0.00
8	AQXE	0.00	+0.00

Best Prices Trend

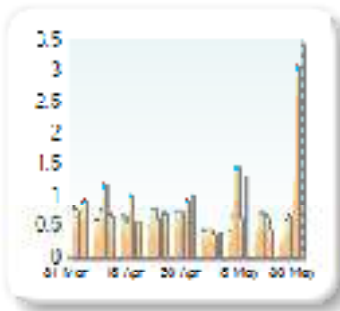


Best Price % measures how often each venue posts an absolute best price (no ties) for stocks. The result is averaged over the stocks in the index and is based on measurements of the order book every 5 seconds.

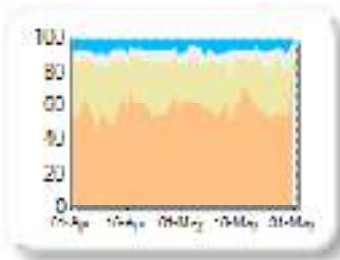
Market Share

Rank	Venue	Market Share	Change
1	XMAD	65.05%	+8.55
2	CEUX	22.85%	-5.98
3	TQEX	6.05%	-0.64
4	AQEU	5.65%	-1.16
5	BATE	0.30%	-0.55
6	TRQX	0.09%	-0.18
7	CHIX	0.02%	-0.03

Volume Trend



Market Share Trend



Spreads

At touch

Rank	Venue	Spread (bps)	Change
1	XMAD	5.72	-0.68
2	CEUX	6.13	-0.52
3	AQEU	7.58	-0.50
4	TQEX	10.32	+0.76
5	BATE	211.61	+67.31


Monthly Spread Trend



25k EUR deal

Rank	Venue	Spread (bps)	Change
1	XMAD	7.96	-0.90
2	CEUX	11.39	-1.65
3	AQEU	15.90	-3.58
4	TQEX	43.99	+0.16
5	BATE	213.40	n/a

Monthly Spread Trend

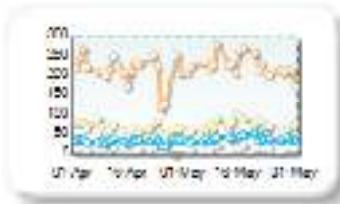


Book Depths

10BPS Depth (top of book)

Rank	Venue	Depth (1K EUR)	Change
1	XMAD	224.3	+9.9
2	CEUX	73.2	+7.0
3	AQEU	40.3	+4.8
4	TQEX	16.7	+1.0
5	BATE	0.6	-0.1


Monthly Depth Trend



50BPS Depth (deeper into book)

Rank	Venue	Depth (1K EUR)	Change
1	XMAD	424.5	-0.2
2	CEUX	337.9	+19.3
3	AQEU	208.2	+16.3
4	TQEX	91.9	-3.9
5	BATE	6.6	-3.6

Monthly Depth Trend



Best Prices

At touch

Rank	Venue	Best Price (%)	Change
1	XMAD	5.13	+2.08
2	CEUX	1.14	-0.17
3	TQEX	0.39	-0.07
4	AQEU	0.26	+0.02
5	BATE	0.09	-0.01
6	CHIX	0.00	+0.00
7	TRQX	0.00	+0.00

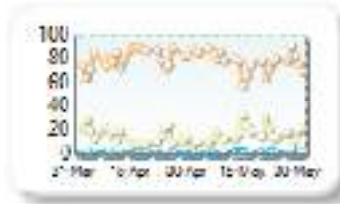
Best Prices Trend



25k EUR deal

Rank	Venue	Best Price (%)	Change
1	XMAD	78.07	-2.66
2	CEUX	15.42	+0.61
3	AQEU	1.05	+0.15
4	TQEX	0.30	+0.00
5	CHIX	0.00	+0.00
6	TRQX	0.00	+0.00
7	BATE	0.00	+0.00

Best Prices Trend



Market share is based on on-book value traded during continuous trading. The share is calculated by averaging over all stocks in the index. The current value shown is for last week and the change is relative to the previous week.

Spreads measure the bid to offer spread of the best visible orders in the book. The result is averaged over the stocks in the index and is based on measurements of the order books every 30 seconds. The value for the spread is quoted in basis points (0.01%).

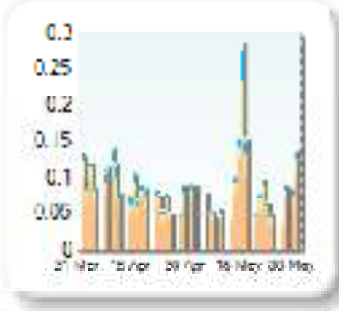
Market depth measures the amount of visible liquidity (bids and offers) in the order book within 10 or 50 BPS of mid price. The result is averaged over the stocks in the index and is based on measurements of the order book every 30 seconds. This is quoted in '000s of EUR.

Best Price % measures how often each venue posts an absolute best price (no ties) for stocks. The result is averaged over the stocks in the index and is based on measurements of the order book every 5 seconds.

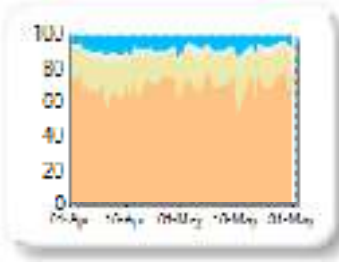
Market Share

Rank	Venue	Market Share	Change
1	XMAD	70.20%	+0.17
2	CEUX	18.73%	+0.86
3	AQEU	7.76%	-0.89
4	TQEX	3.22%	+0.12
5	BATE	0.06%	-0.22
6	TRQX	0.03%	-0.03

Volume Trend



Market Share Trend



Market share is based on on-book value traded during continuous trading. The share is calculated by averaging over all stocks in the index. The current value shown is for last week and the change is relative to the previous week.

Spreads

At touch

Rank	Venue	Spread (bps)	Change
1	XMAD	14.32	-1.28
2	CEUX	15.34	-1.02
3	AQEU	15.37	-0.87
4	TQEX	33.31	-5.39

Monthly Spread Trend



25k EUR deal

Rank	Venue	Spread (bps)	Change
1	XMAD	16.95	-0.25
2	CEUX	31.06	+1.43
3	AQEU	32.35	-0.15

Monthly Spread Trend



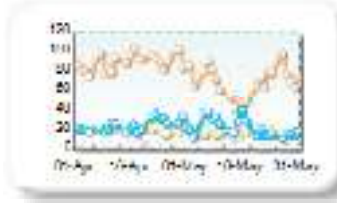
Spreads measure the bid to offer spread of the best visible orders in the book. The result is averaged over the stocks in the index and is based on measurements of the order books every 30 seconds. The value for the spread is quoted in basis points (0.01%).

Book Depths

10BPS Depth (top of book)

Rank	Venue	Depth (1K EUR)	Change
1	XMAD	68.9	-19.4
2	AQEU	22.1	-3.1
3	CEUX	16.9	-3.8
4	TQEX	3.0	-2.0

Monthly Depth Trend



50BPS Depth (deeper into book)

Rank	Venue	Depth (1K EUR)	Change
1	XMAD	680.4	-86.4
2	CEUX	138.3	-4.1
3	AQEU	127.8	+0.1
4	TQEX	26.7	-1.6

Monthly Depth Trend



Market depth measures the amount of visible liquidity (bids and offers) in the order book within 10 or 50 BPS of mid price. The result is averaged over the stocks in the index and is based on measurements of the order book every 30 seconds. This is quoted in '000s of EUR.

Best Prices

At touch

Rank	Venue	Best Price (%)	Change
1	XMAD	2.50	+0.59
2	CEUX	0.51	+0.08
3	AQEU	0.37	+0.06
4	TQEX	0.12	+0.00
5	CHIX	0.00	+0.00
6	TRQX	0.00	+0.00
7	BATE	0.00	+0.00

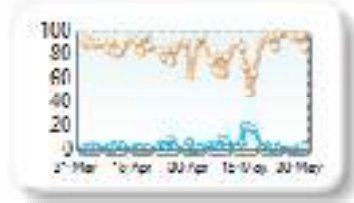
Best Prices Trend



25k EUR deal

Rank	Venue	Best Price (%)	Change
1	XMAD	84.10	-1.58
2	AQEU	4.96	+2.26
3	CEUX	2.15	+0.60
4	TQEX	0.02	-0.07
5	CHIX	0.00	+0.00
6	TRQX	0.00	+0.00
7	BATE	0.00	+0.00

Best Prices Trend

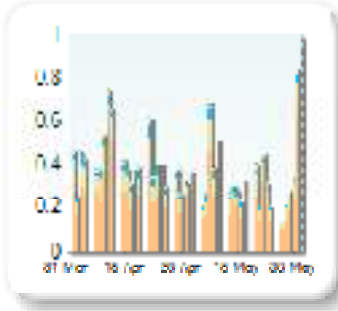


Best Price % measures how often each venue posts an absolute best price (no ties) for stocks. The result is averaged over the stocks in the index and is based on measurements of the order book every 5 seconds.

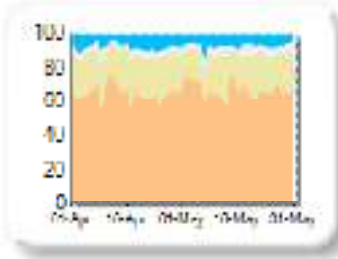
Market Share

Rank	Venue	Market Share	Change
1	XMAD	68.29%	+2.68
2	CEUX	20.56%	-1.64
3	AQEU	6.23%	-1.23
4	TQEX	4.67%	+0.51
5	BATE	0.19%	-0.30
6	TRQX	0.06%	-0.02
7	CHIX	0.00%	0.00
8	AQXE	0.00%	0.00

Volume Trend



Market Share Trend



Market share is based on on-book value traded during continuous trading. The share is calculated by averaging over all stocks in the index. The current value shown is for last week and the change is relative to the previous week.

Spreads

At touch

Rank	Venue	Spread (bps)	Change
1	XMAD	5.32	-0.02
2	CEUX	5.70	+0.07
3	AQEU	6.39	+0.12
4	TQEX	9.08	+0.09
5	BATE	109.04	+58.74

Monthly Spread Trend



25k EUR deal

Rank	Venue	Spread (bps)	Change
1	XMAD	7.48	+0.14
2	CEUX	14.15	+1.23
3	AQEU	17.03	+1.85
4	TQEX	54.89	+12.47

Monthly Spread Trend




Spreads measure the bid to offer spread of the best visible orders in the book. The result is averaged over the stocks in the index and is based on measurements of the order books every 30 seconds. The value for the spread is quoted in basis points (0.01%).

Book Depths

10BPS Depth (top of book)

Rank	Venue	Depth (1K EUR)	Change
1	XMAD	224.3	-5.8
2	CEUX	48.7	-5.1
3	AQEU	40.1	-11.4
4	TQEX	12.8	-0.4
5	BATE	0.4	-0.2


Monthly Depth Trend



50BPS Depth (deeper into book)

Rank	Venue	Depth (1K EUR)	Change
1	XMAD	397.7	-74.4
2	CEUX	255.5	-33.2
3	AQEU	189.1	-36.4
4	TQEX	73.0	-26.0
5	BATE	16.7	-0.8
6	CHIX	0.6	+0.0

Monthly Depth Trend




Market depth measures the amount of visible liquidity (bids and offers) in the order book within 10 or 50 BPS of mid price. The result is averaged over the stocks in the index and is based on measurements of the order book every 30 seconds. This is quoted in '000s of EUR.

Best Prices

At touch

Rank	Venue	Best Price (%)	Change
1	XMAD	4.63	+1.09
2	CEUX	1.45	+0.38
3	AQEU	0.36	+0.02
4	TQEX	0.25	-0.01
5	BATE	0.16	-0.13
6	CHIX	0.00	+0.00
7	TRQX	0.00	+0.00
8	AQXE	0.00	+0.00

Best Prices Trend



25k EUR deal

Rank	Venue	Best Price (%)	Change
1	XMAD	90.56	+1.65
2	CEUX	5.45	-1.49
3	AQEU	2.20	+0.18
4	TQEX	0.13	+0.00
5	CHIX	0.00	+0.00
6	TRQX	0.00	+0.00
7	BATE	0.00	+0.00
8	AQXE	0.00	+0.00

Best Prices Trend

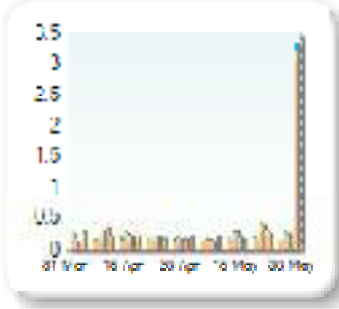


Best Price % measures how often each venue posts an absolute best price (no ties) for stocks. The result is averaged over the stocks in the index and is based on measurements of the order book every 5 seconds.

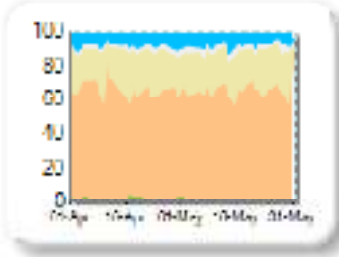
Market Share

Rank	Venue	Market Share	Change
1	XMAD	74.44%	+10.51
2	CEUX	16.54%	-6.87
3	AQEU	6.30%	-1.52
4	TQEX	2.43%	-0.33
5	BATE	0.24%	-1.74
6	TRQX	0.06%	-0.05
7	AQXE	0.00%	+0.00
8	CHIX	0.00%	0.00

Volume Trend



Market Share Trend



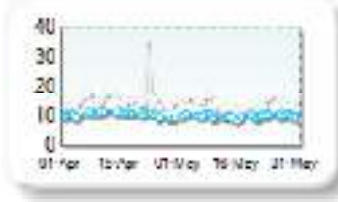
Market share is based on on-book value traded during continuous trading. The share is calculated by averaging over all stocks in the index. The current value shown is for last week and the change is relative to the previous week.

Spreads

At touch

Rank	Venue	Spread (bps)	Change
1	XMAD	9.26	-0.66
2	CEUX	9.53	-0.61
3	AQEU	9.75	-0.61
4	TQEX	13.64	-1.98
5	BATE	77.65	-10.17

Monthly Spread Trend



25k EUR deal

Rank	Venue	Spread (bps)	Change
1	XMAD	11.05	-0.83
2	AQEU	15.90	-1.40
3	CEUX	16.03	-2.19
4	TQEX	62.62	+9.78

Monthly Spread Trend




Spreads measure the bid to offer spread of the best visible orders in the book. The result is averaged over the stocks in the index and is based on measurements of the order books every 30 seconds. The value for the spread is quoted in basis points (0.01%).

Book Depths

10BPS Depth (top of book)

Rank	Venue	Depth (1K EUR)	Change
1	XMAD	93.6	+9.1
2	CEUX	38.6	+7.3
3	AQEU	34.1	-0.3
4	TQEX	8.9	+1.7
5	BATE	1.3	-0.5

Monthly Depth Trend



50BPS Depth (deeper into book)

Rank	Venue	Depth (1K EUR)	Change
1	XMAD	1,311.2	+103.5
2	CEUX	231.5	+3.3
3	AQEU	207.9	+1.0
4	TQEX	61.5	-14.2
5	BATE	5.2	-0.7

Monthly Depth Trend




Market depth measures the amount of visible liquidity (bids and offers) in the order book within 10 or 50 BPS of mid price. The result is averaged over the stocks in the index and is based on measurements of the order book every 30 seconds. This is quoted in '000s of EUR.

Best Prices

At touch

Rank	Venue	Best Price (%)	Change
1	XMAD	0.84	+0.20
2	CEUX	0.19	+0.01
3	AQEU	0.12	-0.06
4	TQEX	0.04	-0.01
5	BATE	0.04	-0.29
6	CHIX	0.00	+0.00
7	TRQX	0.00	+0.00
8	AQXE	0.00	+0.00


Best Prices Trend



25k EUR deal

Rank	Venue	Best Price (%)	Change
1	XMAD	57.20	-10.52
2	CEUX	5.77	+1.18
3	AQEU	5.44	+0.51
4	TQEX	0.12	+0.09
5	CHIX	0.00	+0.00
6	TRQX	0.00	+0.00
7	BATE	0.00	+0.00
8	AQXE	0.00	+0.00

Best Prices Trend

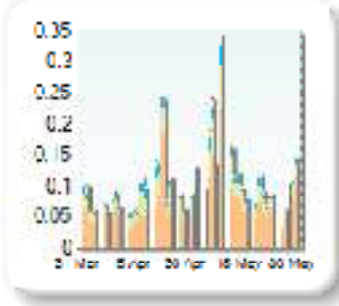


Best Price % measures how often each venue posts an absolute best price (no ties) for stocks. The result is averaged over the stocks in the index and is based on measurements of the order book every 5 seconds.

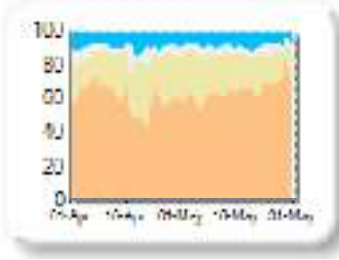
Market Share

Rank	Venue	Market Share	Change
1	XMAD	65.33%	+4.39
2	CEUX	22.30%	-2.06
3	AQEU	7.75%	-0.70
4	TQEX	4.38%	-1.34
5	BATE	0.22%	-0.24
6	CHIX	0.02%	+0.01
7	TRQX	0.01%	-0.06

Volume Trend



Market Share Trend



Market share is based on on-book value traded during continuous trading. The share is calculated by averaging over all stocks in the index. The current value shown is for last week and the change is relative to the previous week.

Spreads

At touch

Rank	Venue	Spread (bps)	Change
1	XMAD	14.53	+1.03
2	CEUX	15.53	+1.24
3	AQEU	16.37	+1.40
4	TQEX	28.36	-0.22

Monthly Spread Trend



25k EUR deal

Rank	Venue	Spread (bps)	Change
1	XMAD	17.95	+1.53
2	CEUX	28.09	-0.14
3	AQEU	35.51	+3.07

Monthly Spread Trend




Spreads measure the bid to offer spread of the best visible orders in the book. The result is averaged over the stocks in the index and is based on measurements of the order books every 30 seconds. The value for the spread is quoted in basis points (0.01%).

Book Depths

10BPS Depth (top of book)

Rank	Venue	Depth (1K EUR)	Change
1	XMAD	64.3	+1.0
2	CEUX	20.6	+2.7
3	AQEU	17.9	-1.3
4	TQEX	3.8	+0.8


Monthly Depth Trend



50BPS Depth (deeper into book)

Rank	Venue	Depth (1K EUR)	Change
1	XMAD	843.8	+113.6
2	CEUX	153.8	-12.9
3	AQEU	98.5	-17.1
4	TQEX	28.7	-14.1

Monthly Depth Trend




Market depth measures the amount of visible liquidity (bids and offers) in the order book within 10 or 50 BPS of mid price. The result is averaged over the stocks in the index and is based on measurements of the order book every 30 seconds. This is quoted in '000s of EUR.

Best Prices

At touch

Rank	Venue	Best Price (%)	Change
1	XMAD	3.08	-0.82
2	CEUX	0.31	-0.45
3	AQEU	0.19	-0.13
4	TQEX	0.14	+0.05
5	BATE	0.01	+0.01
6	CHIX	0.00	+0.00
7	TRQX	0.00	+0.00

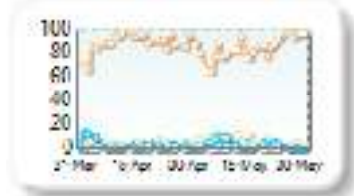
Best Prices Trend



25k EUR deal

Rank	Venue	Best Price (%)	Change
1	XMAD	84.75	-3.57
2	CEUX	5.87	+2.77
3	AQEU	2.30	-0.41
4	TQEX	0.10	0.00
5	CHIX	0.00	+0.00
6	TRQX	0.00	+0.00
7	BATE	0.00	+0.00

Best Prices Trend

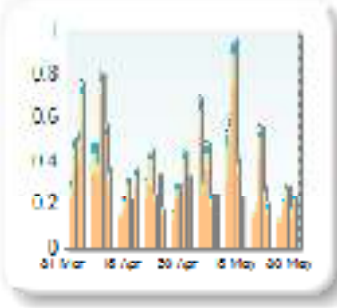


Best Price % measures how often each venue posts an absolute best price (no ties) for stocks. The result is averaged over the stocks in the index and is based on measurements of the order book every 5 seconds.

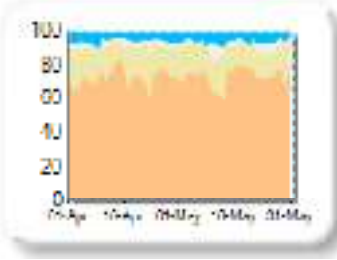
Market Share

Rank	Venue	Market Share	Change
1	XMAD	73.74%	+1.34
2	CEUX	16.73%	-1.84
3	AQEU	5.83%	+0.43
4	TQEX	3.45%	+0.07
5	TRQX	0.21%	+0.10
6	BATE	0.04%	-0.07
7	CHIX	0.00%	-0.02

Volume Trend



Market Share Trend



Market share is based on on-book value traded during continuous trading. The share is calculated by averaging over all stocks in the index. The current value shown is for last week and the change is relative to the previous week.

Spreads

At touch

Rank	Venue	Spread (bps)	Change
1	XMAD	8.85	-0.06
2	CEUX	11.79	-1.37
3	AQEU	19.43	+1.76
4	TQEX	41.61	+10.68

Monthly Spread Trend



25k EUR deal

Rank	Venue	Spread (bps)	Change
1	XMAD	13.06	+0.48
2	CEUX	30.34	-2.11
3	AQEU	72.47	+4.54
4	TQEX	164.67	+50.32

Monthly Spread Trend




Spreads measure the bid to offer spread of the best visible orders in the book. The result is averaged over the stocks in the index and is based on measurements of the order books every 30 seconds. The value for the spread is quoted in basis points (0.01%).

Book Depths

10BPS Depth (top of book)

Rank	Venue	Depth (1K EUR)	Change
1	XMAD	94.6	-3.4
2	CEUX	15.5	+2.5
3	AQEU	8.8	-0.8
4	TQEX	2.4	-0.3

Monthly Depth Trend



50BPS Depth (deeper into book)

Rank	Venue	Depth (1K EUR)	Change
1	XMAD	179.7	-10.5
2	CEUX	177.4	+1.1
3	AQEU	53.7	-7.7
4	TQEX	40.7	-9.7

Monthly Depth Trend




Market depth measures the amount of visible liquidity (bids and offers) in the order book within 10 or 50 BPS of mid price. The result is averaged over the stocks in the index and is based on measurements of the order book every 30 seconds. This is quoted in '000s of EUR.

Best Prices

At touch

Rank	Venue	Best Price (%)	Change
1	XMAD	21.28	+5.30
2	CEUX	2.03	+0.19
3	AQEU	0.72	+0.09
4	TQEX	0.29	+0.10
5	CHIX	0.00	+0.00
6	TRQX	0.00	+0.00
7	BATE	0.00	+0.00

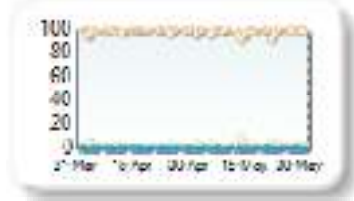
Best Prices Trend



25k EUR deal

Rank	Venue	Best Price (%)	Change
1	XMAD	97.05	-1.22
2	CEUX	2.34	+0.90
3	AQEU	0.21	+0.13
4	TQEX	0.03	0.00
5	CHIX	0.00	+0.00
6	TRQX	0.00	+0.00
7	BATE	0.00	+0.00

Best Prices Trend



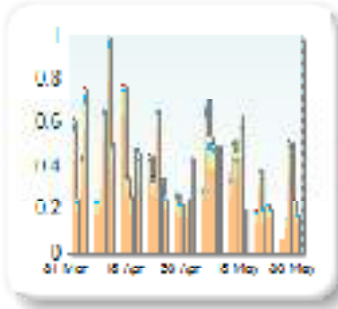
Best Price % measures how often each venue posts an absolute best price (no ties) for stocks. The result is averaged over the stocks in the index and is based on measurements of the order book every 5 seconds.

International Consolidated Airlines Group SA

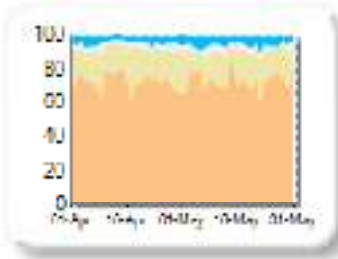
Market Share

Rank	Venue	Market Share	Change
1	XMAD	72.80%	-1.98
2	CEUX	17.72%	-0.01
3	AQEU	4.86%	+1.14
4	TQEX	4.44%	+0.87
5	BATE	0.14%	-0.02
6	TRQX	0.02%	+0.01
7	CHIX	0.02%	-0.01

Volume Trend



Market Share Trend



Spreads

At touch

Rank	Venue	Spread (bps)	Change
1	XMAD	8.75	+0.35
2	AQEU	9.49	+0.19
3	CEUX	9.68	+0.26
4	TQEX	13.13	-3.06
5	BATE	60.63	-5.20
6	CHIX	70.28	+0.39

Monthly Spread Trend



25k EUR deal

Rank	Venue	Spread (bps)	Change
1	XMAD	10.87	+0.05
2	CEUX	14.81	+0.48
3	AQEU	15.60	-0.96
4	TQEX	24.25	-2.05

Monthly Spread Trend




Book Depths

10BPS Depth (top of book)

Rank	Venue	Depth (1K EUR)	Change
1	XMAD	245.3	+2.6
2	CEUX	78.6	-0.2
3	AQEU	75.1	+7.8
4	TQEX	42.5	-3.0
5	CHIX	1.9	-0.1
6	BATE	1.8	-0.4


Monthly Depth Trend



50BPS Depth (deeper into book)

Rank	Venue	Depth (1K EUR)	Change
1	XMAD	896.1	+93.3
2	CEUX	329.2	+3.4
3	AQEU	239.9	+9.9
4	TQEX	173.8	-19.3
5	BATE	9.6	-2.5
6	CHIX	7.9	-3.0

Monthly Depth Trend



Best Prices

At touch

Rank	Venue	Best Price (%)	Change
1	XMAD	4.13	-2.41
2	CEUX	0.75	-0.32
3	AQEU	0.55	+0.12
4	TQEX	0.16	+0.07
5	BATE	0.14	-0.07
6	CHIX	0.01	-0.01
7	TRQX	0.00	+0.00

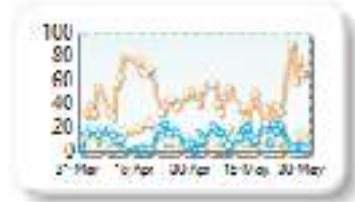
Best Prices Trend



25k EUR deal

Rank	Venue	Best Price (%)	Change
1	XMAD	46.14	-4.60
2	AQEU	11.91	+1.45
3	CEUX	9.42	-3.71
4	TQEX	0.49	+0.03
5	CHIX	0.00	+0.00
6	TRQX	0.00	+0.00
7	BATE	0.00	+0.00

Best Prices Trend



Market share is based on on-book value traded during continuous trading. The share is calculated by averaging over all stocks in the index. The current value shown is for last week and the change is relative to the previous week.

Spreads measure the bid to offer spread of the best visible orders in the book. The result is averaged over the stocks in the index and is based on measurements of the order books every 30 seconds. The value for the spread is quoted in basis points (0.01%).

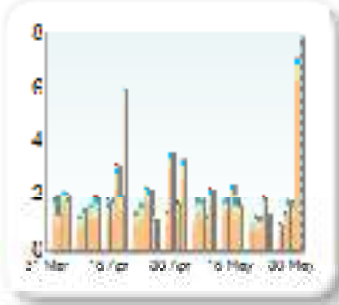
Market depth measures the amount of visible liquidity (bids and offers) in the order book within 10 or 50 BPS of mid price. The result is averaged over the stocks in the index and is based on measurements of the order book every 30 seconds. This is quoted in '000s of EUR.

Best Price % measures how often each venue posts an absolute best price (no ties) for stocks. The result is averaged over the stocks in the index and is based on measurements of the order book every 5 seconds.

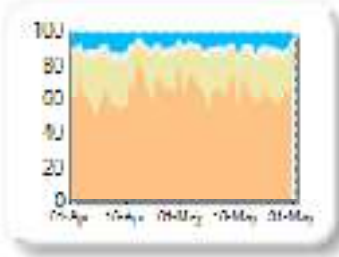
Market Share

Rank	Venue	Market Share	Change
1	XMAD	69.34%	-0.03
2	CEUX	19.17%	-0.20
3	AQEU	7.04%	+0.12
4	TQEX	4.13%	+0.18
5	BATE	0.26%	-0.07
6	TRQX	0.06%	+0.01
7	CHIX	0.00%	0.00
8	AQXE	0.00%	0.00

Volume Trend



Market Share Trend



Market share is based on on-book value traded during continuous trading. The share is calculated by averaging over all stocks in the index. The current value shown is for last week and the change is relative to the previous week.

Spreads

At touch

Rank	Venue	Spread (bps)	Change
1	XMAD	5.59	-0.51
2	CEUX	5.74	-0.47
3	AQEU	5.92	-0.46
4	TQEX	6.36	-0.58
5	BATE	82.26	+19.09


Monthly Spread Trend



25k EUR deal

Rank	Venue	Spread (bps)	Change
1	XMAD	6.13	-0.51
2	CEUX	6.66	-0.61
3	AQEU	8.06	-0.50
4	TQEX	14.86	-0.11
5	BATE	135.97	n/a

Monthly Spread Trend



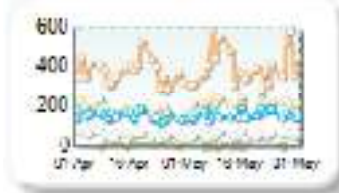
Spreads measure the bid to offer spread of the best visible orders in the book. The result is averaged over the stocks in the index and is based on measurements of the order books every 30 seconds. The value for the spread is quoted in basis points (0.01%).

Book Depths

10BPS Depth (top of book)

Rank	Venue	Depth (1K EUR)	Change
1	XMAD	404.2	+29.8
2	CEUX	207.1	+27.2
3	AQEU	152.9	-1.0
4	TQEX	55.9	-1.1
5	BATE	2.1	-1.6

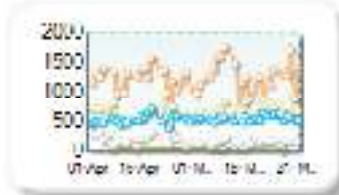
Monthly Depth Trend



50BPS Depth (deeper into book)

Rank	Venue	Depth (1K EUR)	Change
1	XMAD	1,237.1	+25.8
2	CEUX	703.7	+74.9
3	AQEU	535.5	-0.3
4	TQEX	166.6	-41.1
5	BATE	19.3	-0.8
6	CHIX	5.3	-0.7

Monthly Depth Trend




Market depth measures the amount of visible liquidity (bids and offers) in the order book within 10 or 50 BPS of mid price. The result is averaged over the stocks in the index and is based on measurements of the order book every 30 seconds. This is quoted in '000s of EUR.

Best Prices

At touch

Rank	Venue	Best Price (%)	Change
1	XMAD	0.98	+0.55
2	CEUX	0.29	+0.06
3	TQEX	0.25	-0.02
4	AQEU	0.22	+0.00
5	BATE	0.13	-0.12
6	CHIX	0.00	+0.00
7	TRQX	0.00	+0.00
8	AQXE	0.00	+0.00


Best Prices Trend



25k EUR deal

Rank	Venue	Best Price (%)	Change
1	XMAD	19.18	-0.08
2	CEUX	5.85	+0.10
3	AQEU	1.66	-0.08
4	TQEX	0.49	-0.01
5	CHIX	0.00	+0.00
6	TRQX	0.00	+0.00
7	BATE	0.00	+0.00
8	AQXE	0.00	+0.00

Best Prices Trend

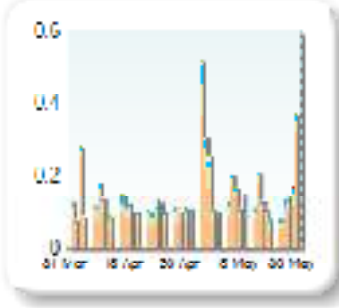


Best Price % measures how often each venue posts an absolute best price (no ties) for stocks. The result is averaged over the stocks in the index and is based on measurements of the order book every 5 seconds.

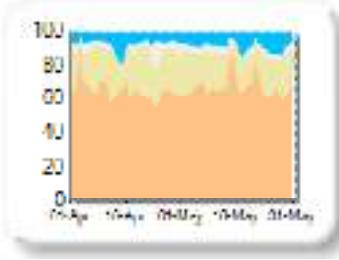
Market Share

Rank	Venue	Market Share	Change
1	XMAD	70.91%	+3.26
2	CEUX	17.96%	-3.14
3	AQEU	7.49%	+1.04
4	TQEX	3.57%	-1.02
5	BATE	0.05%	-0.13
6	TRQX	0.02%	-0.01
7	CHIX	0.00%	0.00

Volume Trend



Market Share Trend



Market share is based on on-book value traded during continuous trading. The share is calculated by averaging over all stocks in the index. The current value shown is for last week and the change is relative to the previous week.

Spreads

At touch

Rank	Venue	Spread (bps)	Change
1	XMAD	12.31	+2.36
2	CEUX	13.55	+2.47
3	AQEU	13.73	+1.59
4	TQEX	22.22	-1.63

Monthly Spread Trend



25k EUR deal

Rank	Venue	Spread (bps)	Change
1	XMAD	14.85	+1.67
2	AQEU	22.64	-7.59
3	CEUX	23.97	+1.88
4	TQEX	144.94	+80.35

Monthly Spread Trend



Spreads measure the bid to offer spread of the best visible orders in the book. The result is averaged over the stocks in the index and is based on measurements of the order books every 30 seconds. The value for the spread is quoted in basis points (0.01%).

Book Depths

10BPS Depth (top of book)

Rank	Venue	Depth (1K EUR)	Change
1	XMAD	89.9	+1.7
2	AQEU	37.7	+20.8
3	CEUX	27.2	+2.3
4	TQEX	7.1	+3.3

Monthly Depth Trend



50BPS Depth (deeper into book)

Rank	Venue	Depth (1K EUR)	Change
1	XMAD	961.7	+415.6
2	AQEU	202.0	+72.5
3	CEUX	176.1	-11.5
4	TQEX	36.8	-10.1

Monthly Depth Trend




Market depth measures the amount of visible liquidity (bids and offers) in the order book within 10 or 50 BPS of mid price. The result is averaged over the stocks in the index and is based on measurements of the order book every 30 seconds. This is quoted in '000s of EUR.

Best Prices

At touch

Rank	Venue	Best Price (%)	Change
1	XMAD	3.95	-2.43
2	CEUX	0.30	-0.27
3	AQEU	0.22	-0.05
4	TQEX	0.18	+0.01
5	CHIX	0.00	+0.00
6	TRQX	0.00	+0.00
7	BATE	0.00	+0.00


Best Prices Trend



25k EUR deal

Rank	Venue	Best Price (%)	Change
1	XMAD	59.63	-28.35
2	AQEU	6.44	+5.44
3	CEUX	3.80	-3.92
4	TQEX	0.09	+0.02
5	CHIX	0.00	+0.00
6	TRQX	0.00	+0.00
7	BATE	0.00	+0.00

Best Prices Trend



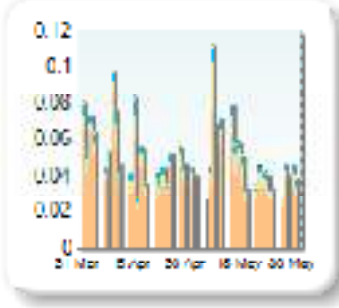
Best Price % measures how often each venue posts an absolute best price (no ties) for stocks. The result is averaged over the stocks in the index and is based on measurements of the order book every 5 seconds.

Cia de Distribucion Integral Logista Holdings SAU

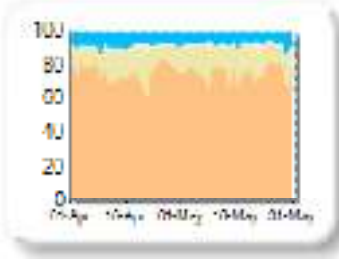
Market Share

Rank	Venue	Market Share	Change
1	XMAD	74.22%	-2.76
2	CEUX	16.11%	+3.27
3	AQEU	6.83%	-1.16
4	TQEX	2.72%	+0.81
5	BATE	0.07%	-0.21
6	TRQX	0.04%	+0.04
7	CHIX	0.01%	+0.00

Volume Trend



Market Share Trend



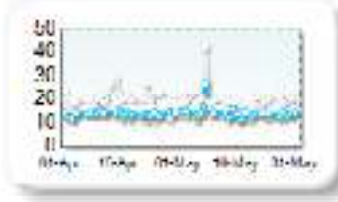
Market share is based on on-book value traded during continuous trading. The share is calculated by averaging over all stocks in the index. The current value shown is for last week and the change is relative to the previous week.

Spreads

At touch

Rank	Venue	Spread (bps)	Change
1	XMAD	12.22	+0.08
2	CEUX	13.45	+0.07
3	AQEU	14.26	+0.67
4	TQEX	20.06	-0.93

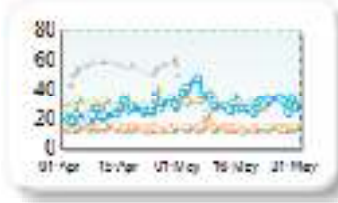
Monthly Spread Trend



25k EUR deal

Rank	Venue	Spread (bps)	Change
1	XMAD	14.66	+0.57
2	CEUX	31.87	+1.66
3	AQEU	34.06	+8.85

Monthly Spread Trend



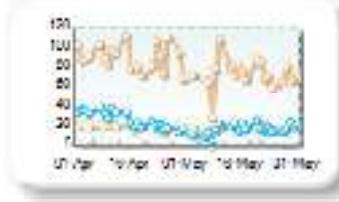
Spreads measure the bid to offer spread of the best visible orders in the book. The result is averaged over the stocks in the index and is based on measurements of the order books every 30 seconds. The value for the spread is quoted in basis points (0.01%).

Book Depths

10BPS Depth (top of book)

Rank	Venue	Depth (1K EUR)	Change
1	XMAD	71.5	-17.5
2	CEUX	18.7	-0.4
3	AQEU	16.8	-10.1
4	TQEX	4.1	-0.2
5	BATE	0.2	-0.1

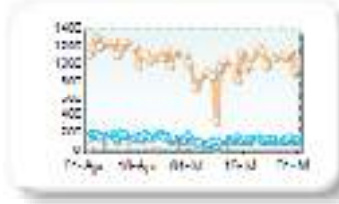
Monthly Depth Trend



50BPS Depth (deeper into book)

Rank	Venue	Depth (1K EUR)	Change
1	XMAD	967.2	-172.8
2	AQEU	119.6	-48.6
3	CEUX	103.8	-16.9
4	TQEX	32.4	-22.7
5	BATE	0.2	-1.3

Monthly Depth Trend



Market depth measures the amount of visible liquidity (bids and offers) in the order book within 10 or 50 BPS of mid price. The result is averaged over the stocks in the index and is based on measurements of the order book every 30 seconds. This is quoted in '000s of EUR.

Best Prices

At touch

Rank	Venue	Best Price (%)	Change
1	XMAD	3.65	+0.54
2	CEUX	0.36	+0.03
3	AQEU	0.22	+0.05
4	TQEX	0.06	-0.07
5	BATE	0.01	-0.06
6	CHIX	0.00	+0.00
7	TRQX	0.00	+0.00

Best Prices Trend



25k EUR deal

Rank	Venue	Best Price (%)	Change
1	XMAD	93.23	+7.91
2	CEUX	1.59	+0.91
3	AQEU	1.42	-1.17
4	TQEX	0.01	+0.01
5	CHIX	0.00	+0.00
6	TRQX	0.00	+0.00
7	BATE	0.00	+0.00

Best Prices Trend

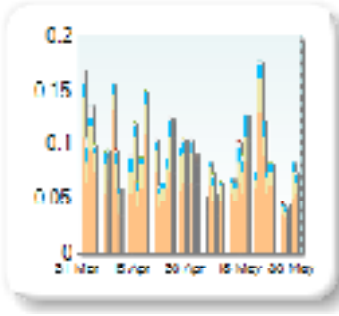


Best Price % measures how often each venue posts an absolute best price (no ties) for stocks. The result is averaged over the stocks in the index and is based on measurements of the order book every 5 seconds.

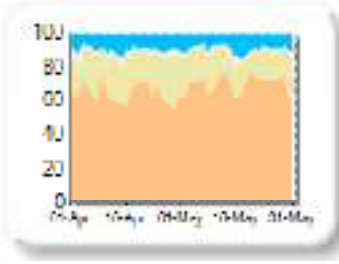
Market Share

Rank	Venue	Market Share	Change
1	XMAD	69.11%	+3.73
2	CEUX	19.03%	-2.89
3	AQEU	9.08%	+0.26
4	TQEX	2.53%	-0.88
5	BATE	0.13%	-0.30
6	TRQX	0.12%	+0.08
7	CHIX	0.01%	+0.00

Volume Trend



Market Share Trend



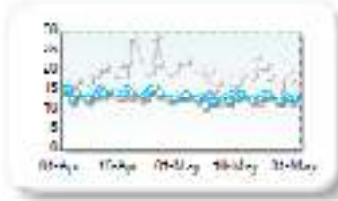
Market share is based on on-book value traded during continuous trading. The share is calculated by averaging over all stocks in the index. The current value shown is for last week and the change is relative to the previous week.

Spreads

At touch

Rank	Venue	Spread (bps)	Change
1	XMAD	12.43	-1.00
2	CEUX	13.01	-0.80
3	AQEU	13.09	-1.19
4	TQEX	19.16	-1.51

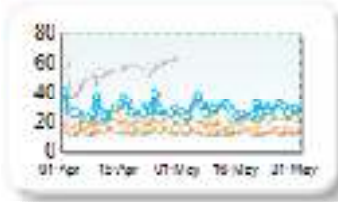
Monthly Spread Trend



25k EUR deal

Rank	Venue	Spread (bps)	Change
1	XMAD	14.65	-0.59
2	CEUX	22.77	+0.59
3	AQEU	28.51	-1.01

Monthly Spread Trend




Spreads measure the bid to offer spread of the best visible orders in the book. The result is averaged over the stocks in the index and is based on measurements of the order books every 30 seconds. The value for the spread is quoted in basis points (0.01%).

Book Depths

10BPS Depth (top of book)

Rank	Venue	Depth (1K EUR)	Change
1	XMAD	80.2	-11.0
2	CEUX	27.7	-3.3
3	AQEU	23.1	-4.9
4	TQEX	5.5	-1.8


Monthly Depth Trend



50BPS Depth (deeper into book)

Rank	Venue	Depth (1K EUR)	Change
1	XMAD	1,141.4	-48.1
2	CEUX	167.4	-18.8
3	AQEU	118.2	-11.3
4	TQEX	34.2	-26.7

Monthly Depth Trend




Market depth measures the amount of visible liquidity (bids and offers) in the order book within 10 or 50 BPS of mid price. The result is averaged over the stocks in the index and is based on measurements of the order book every 30 seconds. This is quoted in '000s of EUR.

Best Prices

At touch

Rank	Venue	Best Price (%)	Change
1	XMAD	1.29	+0.46
2	CEUX	0.24	-0.17
3	AQEU	0.12	-0.11
4	TQEX	0.06	-0.01
5	CHIX	0.00	+0.00
6	TRQX	0.00	+0.00
7	BATE	0.00	0.00
8	AQXE	0.00	+0.00


Best Prices Trend



25k EUR deal

Rank	Venue	Best Price (%)	Change
1	XMAD	81.11	+6.06
2	CEUX	4.04	+0.03
3	AQEU	2.47	+0.85
4	TQEX	0.01	-0.02
5	CHIX	0.00	+0.00
6	TRQX	0.00	+0.00
7	BATE	0.00	+0.00
8	AQXE	0.00	+0.00

Best Prices Trend

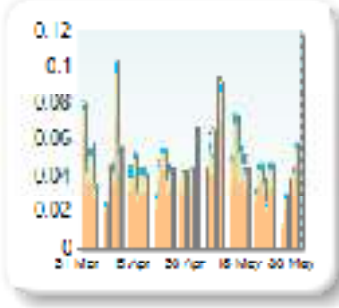


Best Price % measures how often each venue posts an absolute best price (no ties) for stocks. The result is averaged over the stocks in the index and is based on measurements of the order book every 5 seconds.

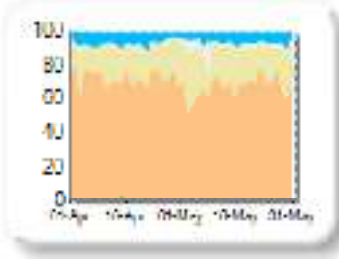
Market Share

Rank	Venue	Market Share	Change
1	XMAD	67.58%	-4.38
2	CEUX	21.93%	+2.91
3	AQEU	6.07%	-0.38
4	TQEX	3.95%	+2.03
5	BATE	0.39%	-0.20
6	TRQX	0.07%	+0.04
7	CHIX	0.01%	-0.02

Volume Trend



Market Share Trend



Market share is based on on-book value traded during continuous trading. The share is calculated by averaging over all stocks in the index. The current value shown is for last week and the change is relative to the previous week.

Spreads

At touch

Rank	Venue	Spread (bps)	Change
1	XMAD	11.94	-0.74
2	CEUX	13.78	-0.79
3	AQEU	15.85	-1.82
4	TQEX	37.35	+7.33

Monthly Spread Trend



25k EUR deal

Rank	Venue	Spread (bps)	Change
1	XMAD	16.84	-0.35
2	CEUX	31.76	-2.00
3	AQEU	47.65	-0.02

Monthly Spread Trend




Spreads measure the bid to offer spread of the best visible orders in the book. The result is averaged over the stocks in the index and is based on measurements of the order books every 30 seconds. The value for the spread is quoted in basis points (0.01%).

Book Depths

10BPS Depth (top of book)

Rank	Venue	Depth (1K EUR)	Change
1	XMAD	59.6	+20.9
2	CEUX	14.8	+5.1
3	AQEU	9.0	+1.1
4	TQEX	1.6	+0.7

Monthly Depth Trend



50BPS Depth (deeper into book)

Rank	Venue	Depth (1K EUR)	Change
1	XMAD	507.4	-61.2
2	CEUX	135.6	+3.1
3	AQEU	71.6	-4.3
4	TQEX	20.9	-11.9

Monthly Depth Trend



Market depth measures the amount of visible liquidity (bids and offers) in the order book within 10 or 50 BPS of mid price. The result is averaged over the stocks in the index and is based on measurements of the order book every 30 seconds. This is quoted in '000s of EUR.

Best Prices

At touch

Rank	Venue	Best Price (%)	Change
1	XMAD	7.54	-0.32
2	CEUX	0.72	+0.11
3	AQEU	0.27	+0.00
4	TQEX	0.12	+0.07
5	BATE	0.01	+0.02
6	CHIX	0.00	+0.00
7	TRQX	0.00	+0.00


Best Prices Trend



25k EUR deal

Rank	Venue	Best Price (%)	Change
1	XMAD	96.96	-1.60
2	CEUX	2.29	+1.49
3	AQEU	0.33	-0.11
4	CHIX	0.00	+0.00
5	TRQX	0.00	+0.00
6	BATE	0.00	+0.00
7	TQEX	0.00	0.00

Best Prices Trend

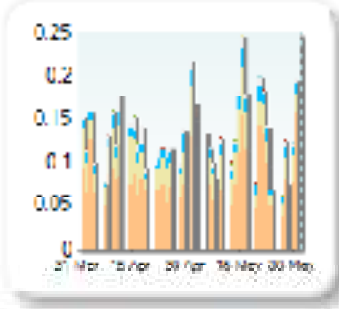


Best Price % measures how often each venue posts an absolute best price (no ties) for stocks. The result is averaged over the stocks in the index and is based on measurements of the order book every 5 seconds.

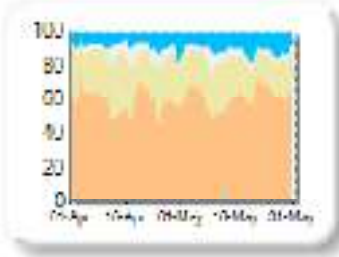
Market Share

Rank	Venue	Market Share	Change
1	XMAD	63.62%	+4.37
2	CEUX	22.17%	-4.27
3	AQEU	9.34%	+1.27
4	TQEX	4.55%	-1.47
5	TRQX	0.15%	+0.14
6	BATE	0.14%	-0.04
7	CHIX	0.03%	+0.01
8	AQXE	0.00%	+0.00

Volume Trend



Market Share Trend



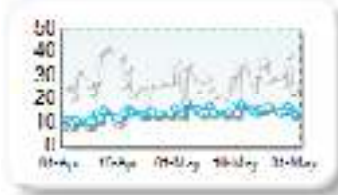
Market share is based on on-book value traded during continuous trading. The share is calculated by averaging over all stocks in the index. The current value shown is for last week and the change is relative to the previous week.

Spreads

At touch

Rank	Venue	Spread (bps)	Change
1	XMAD	14.68	+2.67
2	AQEU	15.06	+2.23
3	CEUX	15.10	+2.76
4	TQEX	29.27	-0.64

Monthly Spread Trend



25k EUR deal

Rank	Venue	Spread (bps)	Change
1	XMAD	18.08	+2.96
2	AQEU	22.09	-2.88
3	CEUX	25.46	+1.76

Monthly Spread Trend




Spreads measure the bid to offer spread of the best visible orders in the book. The result is averaged over the stocks in the index and is based on measurements of the order books every 30 seconds. The value for the spread is quoted in basis points (0.01%).

Book Depths

10BPS Depth (top of book)

Rank	Venue	Depth (1K EUR)	Change
1	XMAD	61.2	-2.8
2	AQEU	37.5	+11.7
3	CEUX	27.5	+2.6
4	TQEX	5.5	+1.1

Monthly Depth Trend



50BPS Depth (deeper into book)

Rank	Venue	Depth (1K EUR)	Change
1	XMAD	571.4	+88.4
2	AQEU	173.4	+22.5
3	CEUX	150.4	-6.7
4	TQEX	29.0	+0.8
5	BATE	0.1	-2.1

Monthly Depth Trend




Market depth measures the amount of visible liquidity (bids and offers) in the order book within 10 or 50 BPS of mid price. The result is averaged over the stocks in the index and is based on measurements of the order book every 30 seconds. This is quoted in '000s of EUR.

Best Prices

At touch

Rank	Venue	Best Price (%)	Change
1	XMAD	0.93	-0.52
2	CEUX	0.33	-0.43
3	AQEU	0.20	-0.01
4	TQEX	0.09	-0.07
5	CHIX	0.00	+0.00
6	TRQX	0.00	+0.00
7	BATE	0.00	0.00
8	AQXE	0.00	+0.00

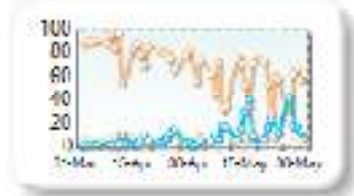
Best Prices Trend



25k EUR deal

Rank	Venue	Best Price (%)	Change
1	XMAD	55.44	-26.36
2	AQEU	14.79	+10.39
3	CEUX	5.81	+0.05
4	TQEX	0.09	+0.03
5	CHIX	0.00	+0.00
6	TRQX	0.00	+0.00
7	BATE	0.00	+0.00
8	AQXE	0.00	+0.00

Best Prices Trend

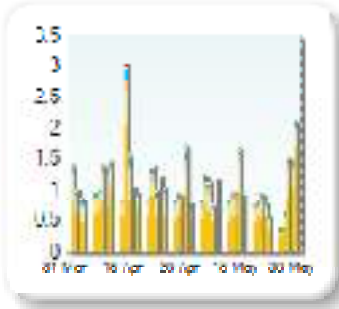


Best Price % measures how often each venue posts an absolute best price (no ties) for stocks. The result is averaged over the stocks in the index and is based on measurements of the order book every 5 seconds.

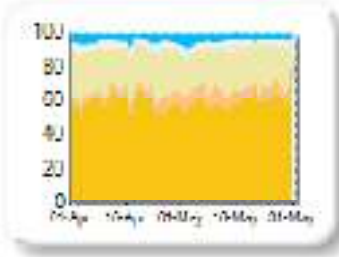
Market Share

Rank	Venue	Market Share	Change
1	ENXT	61.21%	+1.51
2	CEUX	22.47%	-2.03
3	XMAD	7.54%	+1.61
4	AQEU	4.51%	-0.60
5	TQEX	4.21%	-0.47
6	CHIX	0.02%	0.00
7	BATE	0.02%	+0.00
8	TRQX	0.01%	-0.02
9	AQXE	0.00%	+0.00

Volume Trend



Market Share Trend



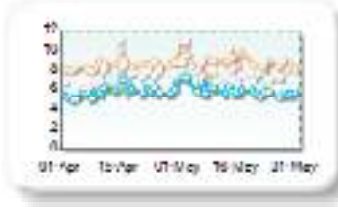
Market share is based on on-book value traded during continuous trading. The share is calculated by averaging over all stocks in the index. The current value shown is for last week and the change is relative to the previous week.

Spreads

At touch

Rank	Venue	Spread (bps)	Change
1	ENXT	5.91	+0.17
2	AQEU	6.02	+0.13
3	CEUX	6.09	+0.17
4	TQEX	7.56	+0.34
5	XMAD	8.69	+0.18
6	BATE	83.69	-3.97

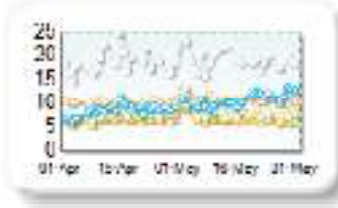
Monthly Spread Trend



25k EUR deal

Rank	Venue	Spread (bps)	Change
1	ENXT	6.57	+0.33
2	CEUX	8.18	+0.28
3	XMAD	10.71	+0.45
4	AQEU	10.79	+2.39
5	TQEX	23.33	+4.72

Monthly Spread Trend



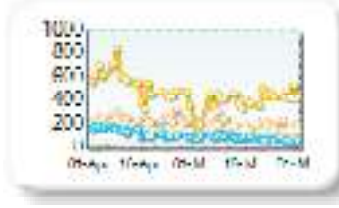
Spreads measure the bid to offer spread of the best visible orders in the book. The result is averaged over the stocks in the index and is based on measurements of the order books every 30 seconds. The value for the spread is quoted in basis points (0.01%).

Book Depths

10BPS Depth (top of book)

Rank	Venue	Depth (1K EUR)	Change
1	ENXT	400.7	-126.5
2	XMAD	182.9	-51.8
3	CEUX	128.7	-29.9
4	AQEU	77.4	-52.0
5	TQEX	26.1	-7.1
6	CHIX	0.7	-0.4
7	BATE	0.6	-0.4

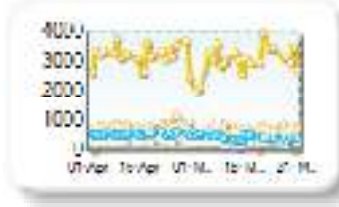
Monthly Depth Trend



50BPS Depth (deeper into book)

Rank	Venue	Depth (1K EUR)	Change
1	ENXT	3,046.1	-113.8
2	XMAD	717.5	-103.0
3	CEUX	597.6	-71.0
4	AQEU	410.9	-131.6
5	TQEX	207.7	-78.4
6	CHIX	16.3	-1.1
7	BATE	13.5	-2.9

Monthly Depth Trend



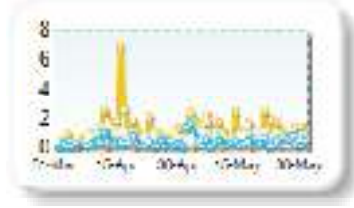
Market depth measures the amount of visible liquidity (bids and offers) in the order book within 10 or 50 BPS of mid price. The result is averaged over the stocks in the index and is based on measurements of the order book every 30 seconds. This is quoted in '000s of EUR.

Best Prices

At touch

Rank	Venue	Best Price (%)	Change
1	ENXT	1.49	-0.01
2	CEUX	0.73	-0.09
3	TQEX	0.66	+0.30
4	AQEU	0.48	+0.07
5	BATE	0.01	-0.01
6	CHIX	0.00	0.00
7	TRQX	0.00	+0.00
8	AQXE	0.00	+0.00


Best Prices Trend



25k EUR deal

Rank	Venue	Best Price (%)	Change
1	ENXT	40.79	+5.75
2	CEUX	7.00	+1.38
3	AQEU	2.88	-0.08
4	TQEX	0.23	+0.04
5	CHIX	0.00	+0.00
6	TRQX	0.00	+0.00
7	BATE	0.00	+0.00
8	AQXE	0.00	+0.00

Best Prices Trend

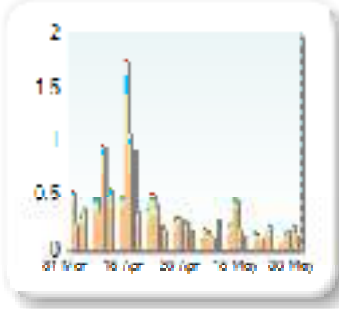


Best Price % measures how often each venue posts an absolute best price (no ties) for stocks. The result is averaged over the stocks in the index and is based on measurements of the order book every 5 seconds.

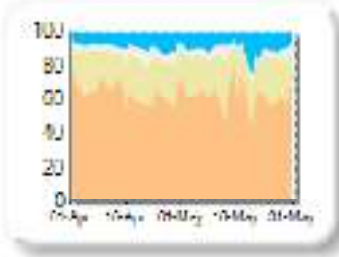
Market Share

Rank	Venue	Market Share	Change
1	XMAD	65.40%	+1.38
2	CEUX	20.78%	-1.02
3	AQEU	9.00%	+1.02
4	TQEX	4.71%	-0.80
5	BATE	0.09%	-0.58
6	CHIX	0.02%	+0.01
7	TRQX	0.01%	-0.01
8	AQXE	0.00%	+0.00

Volume Trend



Market Share Trend



Market share is based on on-book value traded during continuous trading. The share is calculated by averaging over all stocks in the index. The current value shown is for last week and the change is relative to the previous week.

Spreads

At touch

Rank	Venue	Spread (bps)	Change
1	XMAD	11.91	-2.65
2	CEUX	12.36	-3.12
3	AQEU	12.48	-3.49
4	TQEX	14.44	-6.49

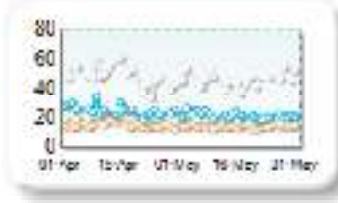
Monthly Spread Trend



25k EUR deal

Rank	Venue	Spread (bps)	Change
1	XMAD	13.73	-3.58
2	CEUX	19.64	-0.56
3	AQEU	21.22	-3.76
4	TQEX	46.45	-2.05

Monthly Spread Trend



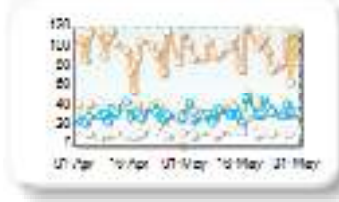
Spreads measure the bid to offer spread of the best visible orders in the book. The result is averaged over the stocks in the index and is based on measurements of the order books every 30 seconds. The value for the spread is quoted in basis points (0.01%).

Book Depths

10BPS Depth (top of book)

Rank	Venue	Depth (1K EUR)	Change
1	XMAD	95.8	-1.8
2	CEUX	37.0	+0.4
3	AQEU	33.8	+2.1
4	TQEX	14.7	+1.3
5	BATE	1.8	-0.7

Monthly Depth Trend



50BPS Depth (deeper into book)

Rank	Venue	Depth (1K EUR)	Change
1	XMAD	1,267.3	+114.3
2	CEUX	223.6	-6.2
3	AQEU	184.4	+15.7
4	TQEX	88.8	+2.3
5	BATE	3.7	-1.9

Monthly Depth Trend




Market depth measures the amount of visible liquidity (bids and offers) in the order book within 10 or 50 BPS of mid price. The result is averaged over the stocks in the index and is based on measurements of the order book every 30 seconds. This is quoted in '000s of EUR.

Best Prices

At touch

Rank	Venue	Best Price (%)	Change
1	XMAD	1.17	-1.56
2	AQEU	0.31	+0.09
3	CEUX	0.23	-0.08
4	TQEX	0.13	+0.03
5	BATE	0.11	-0.04
6	CHIX	0.00	+0.00
7	TRQX	0.00	+0.00
8	AQXE	0.00	+0.00

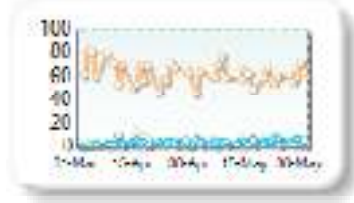
Best Prices Trend



25k EUR deal

Rank	Venue	Best Price (%)	Change
1	XMAD	60.62	-3.86
2	CEUX	4.60	-0.84
3	AQEU	4.03	+0.95
4	TQEX	0.29	-0.02
5	CHIX	0.00	+0.00
6	TRQX	0.00	+0.00
7	BATE	0.00	+0.00
8	AQXE	0.00	+0.00

Best Prices Trend

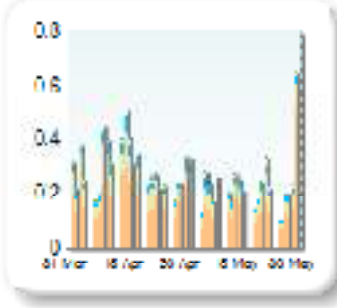


Best Price % measures how often each venue posts an absolute best price (no ties) for stocks. The result is averaged over the stocks in the index and is based on measurements of the order book every 5 seconds.

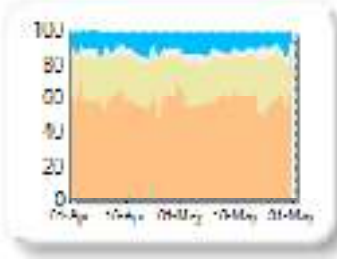
Market Share

Rank	Venue	Market Share	Change
1	XMAD	60.66%	+1.30
2	CEUX	24.08%	-1.39
3	AQEU	10.36%	+0.26
4	TQEX	4.48%	+0.58
5	BATE	0.37%	-0.44
6	TRQX	0.04%	-0.30
7	CHIX	0.01%	-0.02

Volume Trend



Market Share Trend



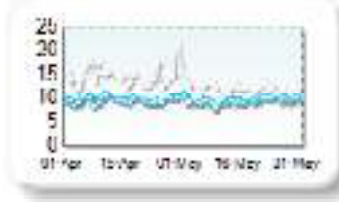
Market share is based on on-book value traded during continuous trading. The share is calculated by averaging over all stocks in the index. The current value shown is for last week and the change is relative to the previous week.

Spreads

At touch

Rank	Venue	Spread (bps)	Change
1	XMAD	9.10	-0.16
2	CEUX	9.37	+0.02
3	AQEU	9.54	+0.09
4	TQEX	12.30	-2.30
5	BATE	132.97	+45.14

Monthly Spread Trend



25k EUR deal

Rank	Venue	Spread (bps)	Change
1	XMAD	10.97	-0.54
2	AQEU	14.55	-0.71
3	CEUX	14.92	-0.51
4	TQEX	55.44	+1.23

Monthly Spread Trend



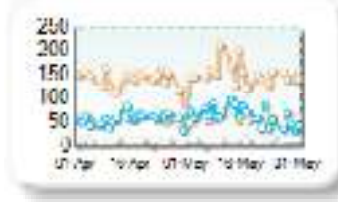
Spreads measure the bid to offer spread of the best visible orders in the book. The result is averaged over the stocks in the index and is based on measurements of the order books every 30 seconds. The value for the spread is quoted in basis points (0.01%).

Book Depths

10BPS Depth (top of book)

Rank	Venue	Depth (1K EUR)	Change
1	XMAD	150.0	+12.3
2	AQEU	61.8	+4.3
3	CEUX	56.0	+0.3
4	TQEX	12.9	+2.7
5	BATE	0.9	-0.3


Monthly Depth Trend



50BPS Depth (deeper into book)

Rank	Venue	Depth (1K EUR)	Change
1	XMAD	1,109.2	+151.5
2	CEUX	243.7	-0.3
3	AQEU	238.6	+25.7
4	TQEX	67.6	-6.8
5	BATE	5.8	-2.7

Monthly Depth Trend



Market depth measures the amount of visible liquidity (bids and offers) in the order book within 10 or 50 BPS of mid price. The result is averaged over the stocks in the index and is based on measurements of the order book every 30 seconds. This is quoted in '000s of EUR.

Best Prices

At touch

Rank	Venue	Best Price (%)	Change
1	XMAD	1.12	+0.41
2	CEUX	0.30	+0.15
3	AQEU	0.17	+0.02
4	TQEX	0.14	+0.03
5	BATE	0.12	+0.01
6	CHIX	0.00	+0.00
7	TRQX	0.00	+0.00

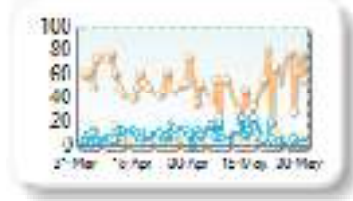
Best Prices Trend



25k EUR deal

Rank	Venue	Best Price (%)	Change
1	XMAD	48.01	-8.25
2	AQEU	8.84	-0.14
3	CEUX	6.53	-2.86
4	TQEX	0.19	+0.02
5	CHIX	0.00	+0.00
6	TRQX	0.00	+0.00
7	BATE	0.00	+0.00

Best Prices Trend

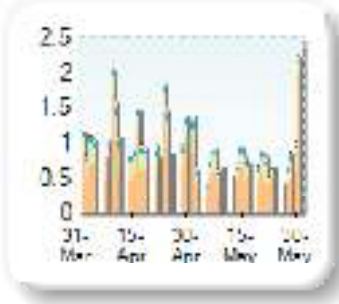


Best Price % measures how often each venue posts an absolute best price (no ties) for stocks. The result is averaged over the stocks in the index and is based on measurements of the order book every 5 seconds.

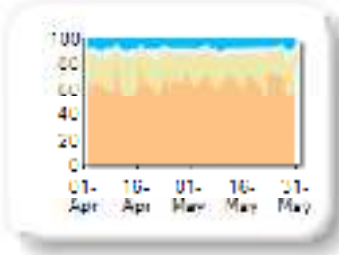
Market Share

Rank	Venue	Market Share	Change
1	XMAD	66.45%	-0.27
2	CEUX	21.79%	-0.13
3	AQEU	6.16%	+0.03
4	TQEX	5.13%	+0.28
5	BATE	0.31%	+0.00
6	TRQX	0.15%	+0.08
7	CHIX	0.01%	0.00

Volume Trend



Market Share Trend




Market share is based on on-book value traded during continuous trading. The share is calculated by averaging over all stocks in the index. The current value shown is for last week and the change is relative to the previous week.

Spreads

At touch

Rank	Venue	Spread (bps)	Change
1	XMAD	5.18	-0.01
2	CEUX	5.48	-0.03
3	AQEU	6.12	-0.13
4	TQEX	6.76	-0.19
5	BATE	128.15	n/a


Monthly Spread Trend



25k EUR deal

Rank	Venue	Spread (bps)	Change
1	XMAD	6.43	-0.26
2	CEUX	8.51	-0.41
3	AQEU	12.23	-1.13
4	TQEX	29.04	+1.68
5	BATE	138.81	n/a

Monthly Spread Trend



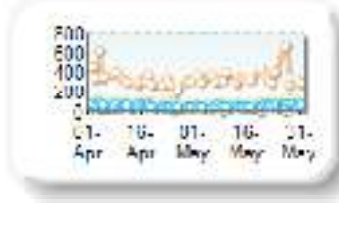
Spreads measure the bid to offer spread of the best visible orders in the book. The result is averaged over the stocks in the index and is based on measurements of the order books every 30 seconds. The value for the spread is quoted in basis points (0.01%).

Book Depths

10BPS Depth (top of book)

Rank	Venue	Depth (1K EUR)	Change
1	XMAD	354.9	+17.7
2	CEUX	98.4	-1.2
3	AQEU	56.8	-3.2
4	TQEX	26.4	-3.3
5	BATE	0.5	-0.3

Monthly Depth Trend



50BPS Depth (deeper into book)

Rank	Venue	Depth (1K EUR)	Change
1	XMAD	822.9	+104.2
2	CEUX	421.0	+13.8
3	AQEU	246.0	+6.6
4	TQEX	115.2	-18.6
5	CHIX	24.5	+2.2
6	BATE	17.6	-0.4

Monthly Depth Trend



Market depth measures the amount of visible liquidity (bids and offers) in the order book within 10 or 50 BPS of mid price. The result is averaged over the stocks in the index and is based on measurements of the order book every 30 seconds. This is quoted in '000s of EUR.

Best Prices

At touch

Rank	Venue	Best Price (%)	Change
1	XMAD	3.13	+0.33
2	CEUX	0.75	+0.13
3	AQEU	0.45	+0.23
4	TQEX	0.43	+0.15
5	BATE	0.03	-0.08
6	CHIX	0.00	+0.00
7	TRQX	0.00	+0.00
8	AQXE	0.00	+0.00

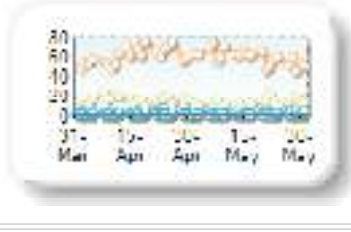
Best Prices Trend



25k EUR deal

Rank	Venue	Best Price (%)	Change
1	XMAD	59.71	-1.33
2	CEUX	11.99	-4.38
3	AQEU	1.87	+0.08
4	TQEX	0.65	-0.20
5	CHIX	0.00	+0.00
6	TRQX	0.00	+0.00
7	BATE	0.00	+0.00
8	AQXE	0.00	+0.00

Best Prices Trend

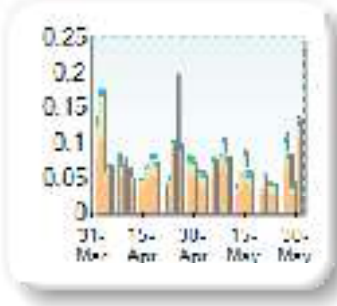


Best Price % measures how often each venue posts an absolute best price (no ties) for stocks. The result is averaged over the stocks in the index and is based on measurements of the order book every 5 seconds.

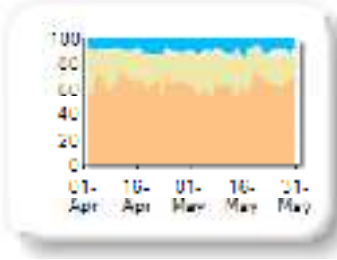
Market Share

Rank	Venue	Market Share	Change
1	XMAD	64.30%	-1.14
2	CEUX	23.97%	-0.23
3	AQEU	8.23%	+0.26
4	TQEX	3.36%	+1.30
5	BATE	0.10%	-0.18
6	TRQX	0.02%	-0.02
7	CHIX	0.01%	+0.01

Volume Trend



Market Share Trend




Market share is based on on-book value traded during continuous trading. The share is calculated by averaging over all stocks in the index. The current value shown is for last week and the change is relative to the previous week.

Spreads

At touch

Rank	Venue	Spread (bps)	Change
1	XMAD	12.61	-0.10
2	CEUX	14.16	-0.07
3	AQEU	15.06	+0.02
4	TQEX	40.19	+5.11

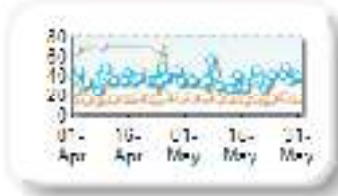
Monthly Spread Trend



25k EUR deal

Rank	Venue	Spread (bps)	Change
1	XMAD	17.85	+0.45
2	AQEU	37.15	-0.65
3	CEUX	37.52	-0.33

Monthly Spread Trend



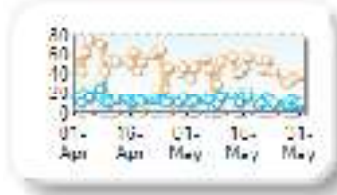
Spreads measure the bid to offer spread of the best visible orders in the book. The result is averaged over the stocks in the index and is based on measurements of the order books every 30 seconds. The value for the spread is quoted in basis points (0.01%).

Book Depths

10BPS Depth (top of book)

Rank	Venue	Depth (1K EUR)	Change
1	XMAD	43.0	-10.7
2	CEUX	13.0	-2.7
3	AQEU	11.6	-2.1
4	TQEX	1.3	-0.2

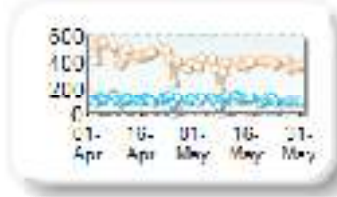
Monthly Depth Trend



50BPS Depth (deeper into book)

Rank	Venue	Depth (1K EUR)	Change
1	XMAD	378.3	-64.8
2	AQEU	107.0	-4.6
3	CEUX	104.9	-10.5
4	TQEX	21.1	-10.3

Monthly Depth Trend




Market depth measures the amount of visible liquidity (bids and offers) in the order book within 10 or 50 BPS of mid price. The result is averaged over the stocks in the index and is based on measurements of the order book every 30 seconds. This is quoted in '000s of EUR.

Best Prices

At touch

Rank	Venue	Best Price (%)	Change
1	XMAD	6.57	+0.80
2	CEUX	0.95	+0.07
3	AQEU	0.43	+0.14
4	TQEX	0.07	-0.06
5	CHIX	0.00	+0.00
6	TRQX	0.00	+0.00
7	BATE	0.00	+0.00


Best Prices Trend



25k EUR deal

Rank	Venue	Best Price (%)	Change
1	XMAD	94.30	+1.26
2	CEUX	3.22	-0.03
3	AQEU	1.59	-0.14
4	CHIX	0.00	+0.00
5	TRQX	0.00	+0.00
6	BATE	0.00	+0.00
7	TQEX	0.00	+0.00

Best Prices Trend




Best Price % measures how often each venue posts an absolute best price (no ties) for stocks. The result is averaged over the stocks in the index and is based on measurements of the order book every 5 seconds.

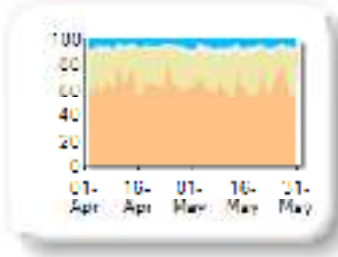
Market Share

Rank	Venue	Market Share	Change
1	XMAD	71.01%	+0.15
2	CEUX	20.19%	-1.45
3	AQEU	5.02%	+0.82
4	TQEX	3.39%	+0.57
5	BATE	0.28%	-0.09
6	TRQX	0.09%	+0.02
7	CHIX	0.03%	-0.01
8	AQXE	0.00%	0.00

Volume Trend



Market Share Trend



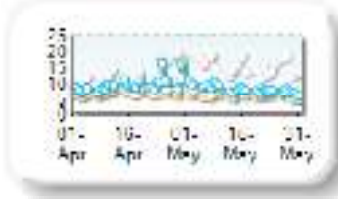
Market share is based on on-book value traded during continuous trading. The share is calculated by averaging over all stocks in the index. The current value shown is for last week and the change is relative to the previous week.

Spreads

At touch

Rank	Venue	Spread (bps)	Change
1	XMAD	5.55	-1.13
2	CEUX	6.49	-1.43
3	AQEU	7.93	-1.47
4	TQEX	17.27	+1.94
5	BATE	248.43	-211.05
6	CHIX	296.04	n/a

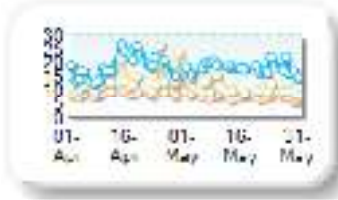
Monthly Spread Trend



25k EUR deal

Rank	Venue	Spread (bps)	Change
1	XMAD	7.41	-1.59
2	CEUX	11.21	-2.53
3	AQEU	18.24	-1.67
4	TQEX	57.54	+7.83

Monthly Spread Trend



Spreads measure the bid to offer spread of the best visible orders in the book. The result is averaged over the stocks in the index and is based on measurements of the order books every 30 seconds. The value for the spread is quoted in basis points (0.01%).

Book Depths

10BPS Depth (top of book)

Rank	Venue	Depth (1K EUR)	Change
1	XMAD	273.8	+36.2
2	CEUX	88.3	+20.0
3	AQEU	40.9	+1.1
4	TQEX	9.3	-0.9

Monthly Depth Trend



50BPS Depth (deeper into book)

Rank	Venue	Depth (1K EUR)	Change
1	XMAD	456.4	-75.1
2	CEUX	357.8	+19.5
3	AQEU	173.7	-10.2
4	TQEX	66.6	-33.7
5	BATE	8.9	+1.6
6	CHIX	1.8	+0.2

Monthly Depth Trend




Market depth measures the amount of visible liquidity (bids and offers) in the order book within 10 or 50 BPS of mid price. The result is averaged over the stocks in the index and is based on measurements of the order book every 30 seconds. This is quoted in '000s of EUR.

Best Prices

At touch

Rank	Venue	Best Price (%)	Change
1	XMAD	9.91	+2.24
2	CEUX	1.27	-0.45
3	AQEU	0.42	-0.04
4	TQEX	0.22	-0.07
5	CHIX	0.00	+0.00
6	TRQX	0.00	+0.00
7	BATE	0.00	0.00
8	AQXE	0.00	+0.00


Best Prices Trend



25k EUR deal

Rank	Venue	Best Price (%)	Change
1	XMAD	68.81	-3.71
2	CEUX	17.51	-0.02
3	AQEU	1.67	-0.13
4	TQEX	0.25	+0.06
5	CHIX	0.00	+0.00
6	TRQX	0.00	+0.00
7	BATE	0.00	+0.00
8	AQXE	0.00	+0.00

Best Prices Trend

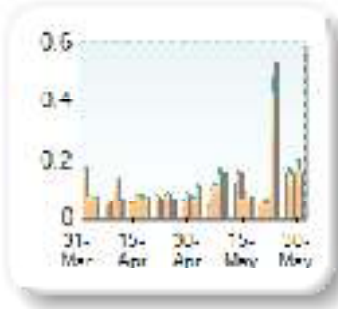


Best Price % measures how often each venue posts an absolute best price (no ties) for stocks. The result is averaged over the stocks in the index and is based on measurements of the order book every 5 seconds.

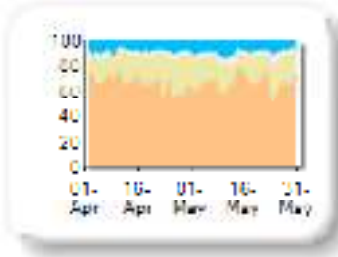
Market Share

Rank	Venue	Market Share	Change
1	XMAD	65.68%	-3.87
2	CEUX	21.17%	+1.09
3	AQEU	8.15%	+1.02
4	TQEX	4.75%	+1.84
5	BATE	0.18%	-0.12
6	TRQX	0.06%	+0.03
7	CHIX	0.01%	+0.01

Volume Trend



Market Share Trend




Market share is based on on-book value traded during continuous trading. The share is calculated by averaging over all stocks in the index. The current value shown is for last week and the change is relative to the previous week.

Spreads

At touch

Rank	Venue	Spread (bps)	Change
1	XMAD	9.72	-0.78
2	CEUX	10.90	-0.71
3	AQEU	10.98	-0.82
4	TQEX	25.69	+2.25

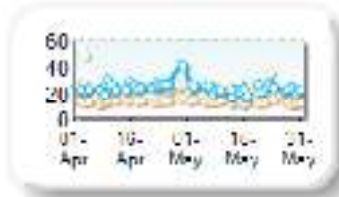
Monthly Spread Trend



25k EUR deal

Rank	Venue	Spread (bps)	Change
1	XMAD	12.87	-0.61
2	AQEU	22.50	-3.42
3	CEUX	23.36	-0.33
4	TQEX	172.40	+103.75

Monthly Spread Trend



Spreads measure the bid to offer spread of the best visible orders in the book. The result is averaged over the stocks in the index and is based on measurements of the order books every 30 seconds. The value for the spread is quoted in basis points (0.01%).

Book Depths

10BPS Depth (top of book)

Rank	Venue	Depth (1K EUR)	Change
1	XMAD	87.0	+6.8
2	AQEU	24.6	+2.0
3	CEUX	23.9	+0.9
4	TQEX	4.5	+0.8


Monthly Depth Trend



50BPS Depth (deeper into book)

Rank	Venue	Depth (1K EUR)	Change
1	XMAD	609.3	-88.3
2	CEUX	168.6	-7.8
3	AQEU	135.7	+9.9
4	TQEX	28.8	-16.2
5	BATE	3.8	+0.0

Monthly Depth Trend




Market depth measures the amount of visible liquidity (bids and offers) in the order book within 10 or 50 BPS of mid price. The result is averaged over the stocks in the index and is based on measurements of the order book every 30 seconds. This is quoted in '000s of EUR.

Best Prices

At touch

Rank	Venue	Best Price (%)	Change
1	XMAD	4.32	+0.00
2	CEUX	0.79	+0.28
3	AQEU	0.50	+0.20
4	TQEX	0.16	+0.06
5	CHIX	0.00	+0.00
6	TRQX	0.00	+0.00
7	BATE	0.00	-0.02


Best Prices Trend



25k EUR deal

Rank	Venue	Best Price (%)	Change
1	XMAD	84.03	-5.15
2	AQEU	6.01	+2.55
3	CEUX	5.23	+1.10
4	TQEX	0.11	+0.03
5	CHIX	0.00	+0.00
6	TRQX	0.00	+0.00
7	BATE	0.00	+0.00

Best Prices Trend

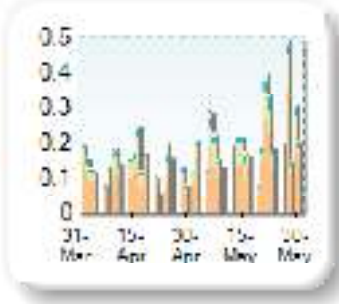


Best Price % measures how often each venue posts an absolute best price (no ties) for stocks. The result is averaged over the stocks in the index and is based on measurements of the order book every 5 seconds.

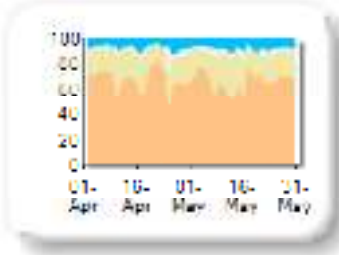
Market Share

Rank	Venue	Market Share	Change
1	XMAD	66.68%	+0.81
2	CEUX	22.04%	-0.72
3	AQEU	6.84%	+0.03
4	TQEX	4.21%	+0.09
5	TRQX	0.11%	+0.07
6	BATE	0.10%	-0.30
7	CHIX	0.02%	+0.02

Volume Trend



Market Share Trend




Market share is based on on-book value traded during continuous trading. The share is calculated by averaging over all stocks in the index. The current value shown is for last week and the change is relative to the previous week.

Spreads

At touch

Rank	Venue	Spread (bps)	Change
1	XMAD	15.30	+3.59
2	CEUX	16.94	+3.56
3	AQEU	18.37	+3.73
4	TQEX	50.34	+10.00

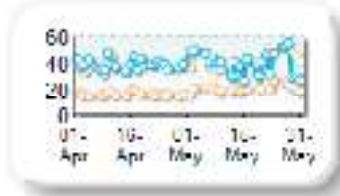
Monthly Spread Trend



25k EUR deal

Rank	Venue	Spread (bps)	Change
1	XMAD	20.47	+4.44
2	AQEU	39.78	+0.76
3	CEUX	44.25	+6.50

Monthly Spread Trend



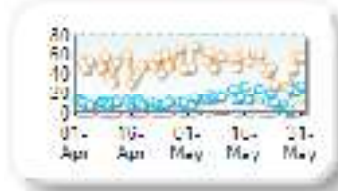
Spreads measure the bid to offer spread of the best visible orders in the book. The result is averaged over the stocks in the index and is based on measurements of the order books every 30 seconds. The value for the spread is quoted in basis points (0.01%).

Book Depths

10BPS Depth (top of book)

Rank	Venue	Depth (1K EUR)	Change
1	XMAD	50.2	+2.2
2	AQEU	16.3	+6.1
3	CEUX	13.1	+4.3
4	TQEX	1.8	+1.1

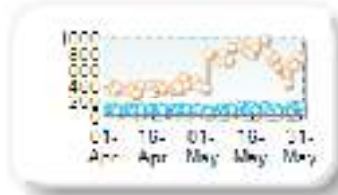
Monthly Depth Trend



50BPS Depth (deeper into book)

Rank	Venue	Depth (1K EUR)	Change
1	XMAD	751.3	+367.6
2	AQEU	93.9	+9.4
3	CEUX	90.8	-19.8
4	TQEX	17.0	-8.3

Monthly Depth Trend




Market depth measures the amount of visible liquidity (bids and offers) in the order book within 10 or 50 BPS of mid price. The result is averaged over the stocks in the index and is based on measurements of the order book every 30 seconds. This is quoted in '000s of EUR.

Best Prices

At touch

Rank	Venue	Best Price (%)	Change
1	XMAD	5.23	-5.55
2	CEUX	0.67	-0.69
3	AQEU	0.30	-0.04
4	TQEX	0.14	-0.07
5	CHIX	0.00	+0.00
6	TRQX	0.00	+0.00
7	BATE	0.00	+0.00


Best Prices Trend



25k EUR deal

Rank	Venue	Best Price (%)	Change
1	XMAD	90.84	-7.57
2	AQEU	3.74	+3.24
3	CEUX	2.57	+1.75
4	TQEX	0.03	+0.02
5	CHIX	0.00	+0.00
6	TRQX	0.00	+0.00
7	BATE	0.00	+0.00

Best Prices Trend

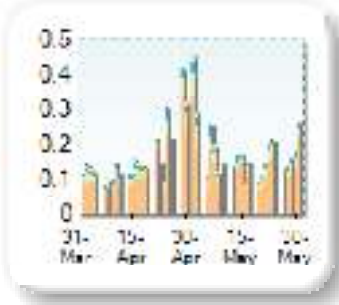


Best Price % measures how often each venue posts an absolute best price (no ties) for stocks. The result is averaged over the stocks in the index and is based on measurements of the order book every 5 seconds.

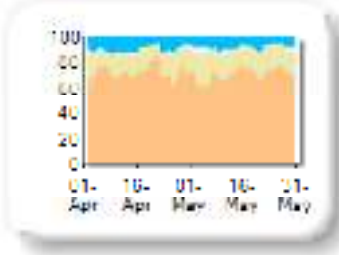
Market Share

Rank	Venue	Market Share	Change
1	XMAD	72.82%	-0.51
2	CEUX	16.99%	+1.08
3	AQEU	6.92%	-1.56
4	TQEX	3.01%	+0.95
5	BATE	0.19%	-0.04
6	TRQX	0.06%	+0.06
7	CHIX	0.03%	+0.02
8	AQXE	0.00%	+0.00

Volume Trend



Market Share Trend



Market share is based on on-book value traded during continuous trading. The share is calculated by averaging over all stocks in the index. The current value shown is for last week and the change is relative to the previous week.

Spreads

At touch

Rank	Venue	Spread (bps)	Change
1	XMAD	12.25	-1.72
2	CEUX	13.71	-1.74
3	AQEU	13.74	-0.92
4	TQEX	29.05	-1.68


Monthly Spread Trend



25k EUR deal

Rank	Venue	Spread (bps)	Change
1	XMAD	14.86	-2.08
2	AQEU	27.53	+4.45
3	CEUX	30.08	-4.17

Monthly Spread Trend




Spreads measure the bid to offer spread of the best visible orders in the book. The result is averaged over the stocks in the index and is based on measurements of the order books every 30 seconds. The value for the spread is quoted in basis points (0.01%).

Book Depths

10BPS Depth (top of book)

Rank	Venue	Depth (1K EUR)	Change
1	XMAD	81.6	-7.8
2	AQEU	22.8	-17.4
3	CEUX	21.5	+2.5
4	TQEX	4.1	+0.6

Monthly Depth Trend



50BPS Depth (deeper into book)

Rank	Venue	Depth (1K EUR)	Change
1	XMAD	1,098.7	-73.3
2	AQEU	127.2	-68.0
3	CEUX	125.1	-0.9
4	TQEX	28.2	-18.8
5	BATE	1.5	+0.1

Monthly Depth Trend




Market depth measures the amount of visible liquidity (bids and offers) in the order book within 10 or 50 BPS of mid price. The result is averaged over the stocks in the index and is based on measurements of the order book every 30 seconds. This is quoted in '000s of EUR.

Best Prices

At touch

Rank	Venue	Best Price (%)	Change
1	XMAD	5.02	-0.49
2	CEUX	0.52	+0.45
3	AQEU	0.25	-0.13
4	TQEX	0.07	+0.00
5	CHIX	0.00	+0.00
6	TRQX	0.00	+0.00
7	BATE	0.00	+0.00
8	AQXE	0.00	+0.00


Best Prices Trend



25k EUR deal

Rank	Venue	Best Price (%)	Change
1	XMAD	82.33	+24.85
2	CEUX	4.16	+2.98
3	AQEU	3.17	-8.78
4	TQEX	0.10	-0.02
5	CHIX	0.00	+0.00
6	TRQX	0.00	+0.00
7	BATE	0.00	+0.00
8	AQXE	0.00	+0.00

Best Prices Trend



Best Price % measures how often each venue posts an absolute best price (no ties) for stocks. The result is averaged over the stocks in the index and is based on measurements of the order book every 5 seconds.