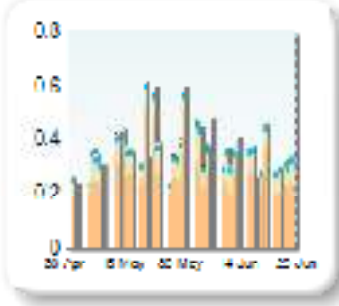


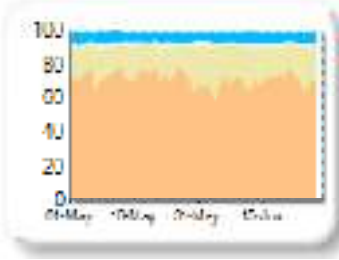
Market Share

Rank	Venue	Market Share	Change
1	XMAD	70.38%	-2.79
2	CEUX	20.59%	+2.69
3	AQEU	6.33%	+0.62
4	TQEX	2.65%	-0.40
5	TRQX	0.03%	-0.06
6	BATE	0.03%	-0.06
7	CHIX	0.00%	-0.01

Volume Trend



Market Share Trend




Market share is based on on-book value traded during continuous trading. The share is calculated by averaging over all stocks in the index. The current value shown is for last week and the change is relative to the previous week.

Spreads

At touch

Rank	Venue	Spread (bps)	Change
1	XMAD	31.39	-0.08
2	CEUX	45.56	+1.99
3	AQEU	46.96	+0.95
4	TQEX	104.43	+0.11

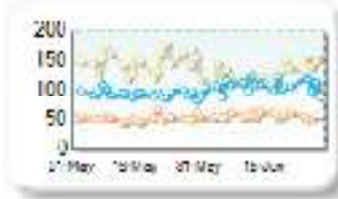
Monthly Spread Trend



25k EUR deal

Rank	Venue	Spread (bps)	Change
1	XMAD	54.45	+3.69
2	AQEU	112.07	+19.15
3	CEUX	130.92	-13.26

Monthly Spread Trend



Spreads measure the bid to offer spread of the best visible orders in the book. The result is averaged over the stocks in the index and is based on measurements of the order books every 30 seconds. The value for the spread is quoted in basis points (0.01%).

Book Depths

10BPS Depth (top of book)

Rank	Venue	Depth (1K EUR)	Change
1	XMAD	5.1	-1.0
2	CEUX	1.2	0.0
3	AQEU	0.6	-0.2
4	TQEX	0.2	-0.1

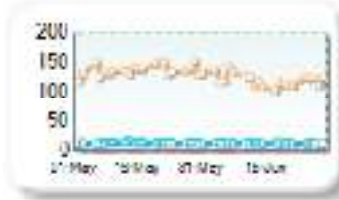
Monthly Depth Trend



50BPS Depth (deeper into book)

Rank	Venue	Depth (1K EUR)	Change
1	XMAD	119.6	-16.3
2	CEUX	14.3	-0.4
3	AQEU	12.3	+0.0
4	TQEX	4.5	+0.3

Monthly Depth Trend




Market depth measures the amount of visible liquidity (bids and offers) in the order book within 10 or 50 BPS of mid price. The result is averaged over the stocks in the index and is based on measurements of the order book every 30 seconds. This is quoted in '000s of EUR.

Best Prices

At touch

Rank	Venue	Best Price (%)	Change
1	XMAD	15.19	+0.62
2	CEUX	2.30	+0.56
3	AQEU	1.45	-0.44
4	TQEX	0.14	-0.02
5	CHIX	0.00	+0.00
6	TRQX	0.00	+0.00
7	BATE	0.00	+0.00
8	AQXE	0.00	+0.00

Best Prices Trend



25k EUR deal

Rank	Venue	Best Price (%)	Change
1	XMAD	95.85	+1.04
2	CEUX	3.02	+0.26
3	AQEU	0.53	-0.14
4	TQEX	0.07	0.00
5	CHIX	0.00	+0.00
6	TRQX	0.00	+0.00
7	BATE	0.00	+0.00
8	AQXE	0.00	+0.00

Best Prices Trend

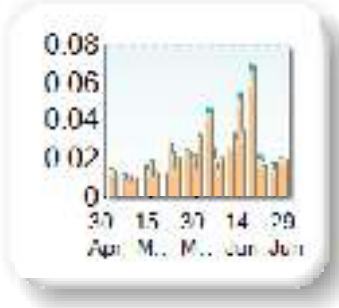


Best Price % measures how often each venue posts an absolute best price (no ties) for stocks. The result is averaged over the stocks in the index and is based on measurements of the order book every 5 seconds.

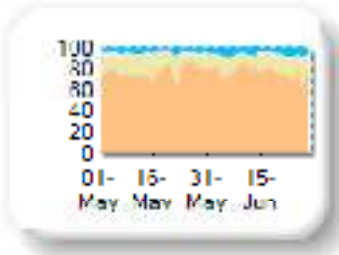
Market Share

Rank	Venue	Market Share	Change
1	XMAD	79.14%	+1.70
2	CEUX	13.35%	-2.56
3	AQEU	5.47%	+1.30
4	TQEX	2.02%	-0.36
5	BATE	0.01%	-0.08

Volume Trend



Market Share Trend



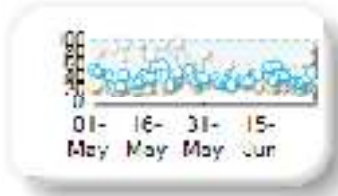
Market share is based on on-book value traded during continuous trading. The share is calculated by averaging over all stocks in the index. The current value shown is for last week and the change is relative to the previous week.

Spreads

At touch

Rank	Venue	Spread (bps)	Change
1	XMAD	28.78	+1.96
2	CEUX	35.03	+0.75
3	AQEU	40.22	-1.46
4	TQEX	62.67	-27.61

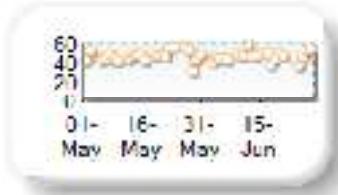
Monthly Spread Trend



25k EUR deal

Rank	Venue	Spread (bps)	Change
1	XMAD	46.27	-0.36
2	CEUX	264.87	-56.56

Monthly Spread Trend



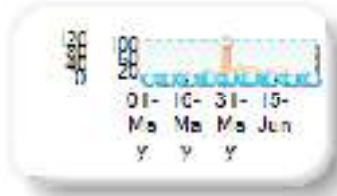
Spreads measure the bid to offer spread of the best visible orders in the book. The result is averaged over the stocks in the index and is based on measurements of the order books every 30 seconds. The value for the spread is quoted in basis points (0.01%).

Book Depths

10BPS Depth (top of book)

Rank	Venue	Depth (1K EUR)	Change
1	XMAD	8.4	-1.0
2	CEUX	1.0	-0.1
3	AQEU	0.7	+0.2
4	TQEX	0.1	0.0

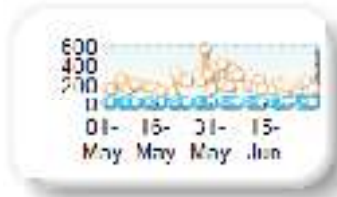
Monthly Depth Trend



50BPS Depth (deeper into book)

Rank	Venue	Depth (1K EUR)	Change
1	XMAD	206.8	-16.7
2	AQEU	18.2	+4.3
3	CEUX	18.2	+0.7
4	TQEX	4.6	+1.0

Monthly Depth Trend



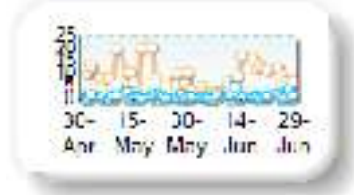
Market depth measures the amount of visible liquidity (bids and offers) in the order book within 10 or 50 BPS of mid price. The result is averaged over the stocks in the index and is based on measurements of the order book every 30 seconds. This is quoted in '000s of EUR.

Best Prices

At touch

Rank	Venue	Best Price (%)	Change
1	XMAD	8.02	-0.21
2	CEUX	1.35	-0.86
3	AQEU	1.12	+0.67
4	TQEX	0.21	+0.12
5	BATE	0.00	+0.00

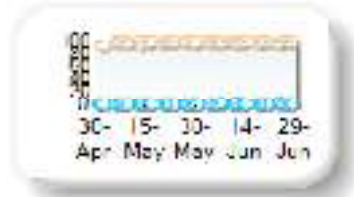
Best Prices Trend



25k EUR deal

Rank	Venue	Best Price (%)	Change
1	XMAD	98.99	+0.48
2	CEUX	0.48	-0.85
3	AQEU	0.42	+0.41
4	TQEX	0.00	+0.00
5	BATE	0.00	+0.00

Best Prices Trend

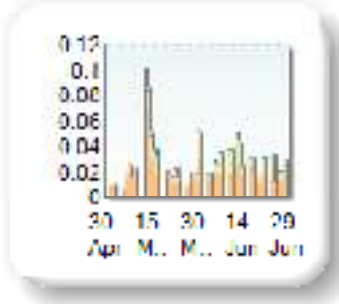


Best Price % measures how often each venue posts an absolute best price (no ties) for stocks. The result is averaged over the stocks in the index and is based on measurements of the order book every 5 seconds.

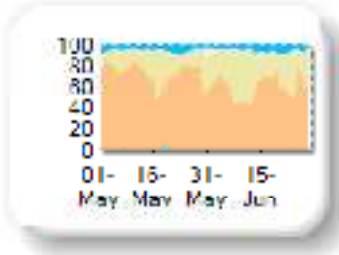
Market Share

Rank	Venue	Market Share	Change
1	XMAD	59.33%	-11.83
2	CEUX	34.04%	+12.39
3	AQEU	4.37%	+0.27
4	TQEX	2.08%	-0.27
5	TRQX	0.17%	-0.08
6	BATE	0.01%	-0.45
7	CHIX	0.00%	-0.04

Volume Trend



Market Share Trend



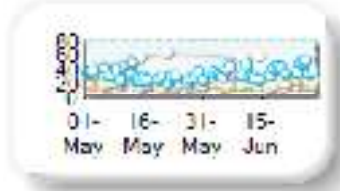
Market share is based on on-book value traded during continuous trading. The share is calculated by averaging over all stocks in the index. The current value shown is for last week and the change is relative to the previous week.

Spreads

At touch

Rank	Venue	Spread (bps)	Change
1	XMAD	17.55	+0.78
2	CEUX	24.09	+0.47
3	AQEU	37.21	+6.50
4	TQEX	99.12	+4.53


Monthly Spread Trend



25k EUR deal

Rank	Venue	Spread (bps)	Change
1	XMAD	33.31	+0.81
2	CEUX	112.30	-5.68

Monthly Spread Trend



Spreads measure the bid to offer spread of the best visible orders in the book. The result is averaged over the stocks in the index and is based on measurements of the order books every 30 seconds. The value for the spread is quoted in basis points (0.01%).

Book Depths

10BPS Depth (top of book)

Rank	Venue	Depth (1K EUR)	Change
1	XMAD	7.9	-2.1
2	CEUX	2.5	+0.1
3	AQEU	0.8	-0.3
4	TQEX	0.2	-0.1

Monthly Depth Trend



50BPS Depth (deeper into book)

Rank	Venue	Depth (1K EUR)	Change
1	XMAD	105.7	-4.9
2	CEUX	25.1	+1.1
3	AQEU	14.7	-1.6
4	TQEX	1.5	-0.3

Monthly Depth Trend



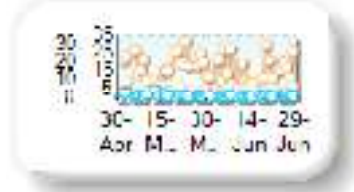
Market depth measures the amount of visible liquidity (bids and offers) in the order book within 10 or 50 BPS of mid price. The result is averaged over the stocks in the index and is based on measurements of the order book every 30 seconds. This is quoted in '000s of EUR.

Best Prices

At touch

Rank	Venue	Best Price (%)	Change
1	XMAD	16.21	-6.96
2	CEUX	3.71	+1.01
3	AQEU	0.63	-0.44
4	TQEX	0.14	+0.09
5	CHIX	0.00	+0.00
6	TRQX	0.00	+0.00
7	BATE	0.00	+0.00

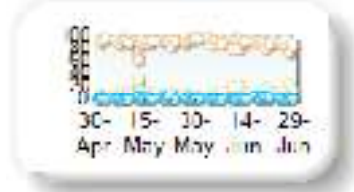
Best Prices Trend



25k EUR deal

Rank	Venue	Best Price (%)	Change
1	XMAD	87.52	-3.21
2	CEUX	11.75	+3.98
3	AQEU	0.54	-0.19
4	CHIX	0.00	+0.00
5	TRQX	0.00	+0.00
6	BATE	0.00	+0.00
7	TQEX	0.00	+0.00

Best Prices Trend

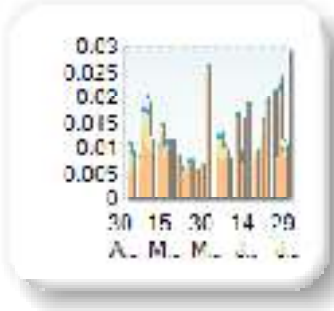


Best Price % measures how often each venue posts an absolute best price (no ties) for stocks. The result is averaged over the stocks in the index and is based on measurements of the order book every 5 seconds.

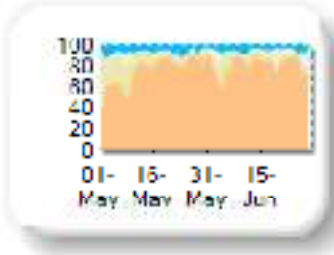
Market Share

Rank	Venue	Market Share	Change
1	XMAD	80.87%	+7.14
2	CEUX	9.38%	-6.77
3	AQEU	4.90%	-0.82
4	TQEX	4.84%	+0.45

Volume Trend



Market Share Trend



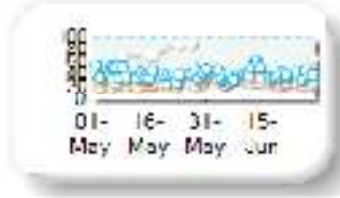
Market share is based on on-book value traded during continuous trading. The share is calculated by averaging over all stocks in the index. The current value shown is for last week and the change is relative to the previous week.

Spreads

At touch

Rank	Venue	Spread (bps)	Change
1	XMAD	27.85	+1.36
2	CEUX	41.47	+3.04
3	AQEU	42.04	+0.16
4	TQEX	139.66	+28.90

Monthly Spread Trend



25k EUR deal

Rank	Venue	Spread (bps)	Change
1	XMAD	45.44	+0.46
2	CEUX	182.76	-9.13

Monthly Spread Trend



Spreads measure the bid to offer spread of the best visible orders in the book. The result is averaged over the stocks in the index and is based on measurements of the order books every 30 seconds. The value for the spread is quoted in basis points (0.01%).

Book Depths

10BPS Depth (top of book)

Rank	Venue	Depth (1K EUR)	Change
1	XMAD	7.6	-1.8
2	CEUX	0.4	-0.3
3	AQEU	0.4	-0.4
4	TQEX	0.1	-0.1

Monthly Depth Trend



50BPS Depth (deeper into book)

Rank	Venue	Depth (1K EUR)	Change
1	XMAD	188.0	+34.5
2	AQEU	12.8	+2.9
3	CEUX	9.0	+0.4
4	TQEX	2.2	-1.1

Monthly Depth Trend



Market depth measures the amount of visible liquidity (bids and offers) in the order book within 10 or 50 BPS of mid price. The result is averaged over the stocks in the index and is based on measurements of the order book every 30 seconds. This is quoted in '000s of EUR.

Best Prices

At touch

Rank	Venue	Best Price (%)	Change
1	XMAD	16.62	+3.39
2	CEUX	1.57	+0.08
3	AQEU	1.29	+1.04
4	TQEX	0.11	-0.37

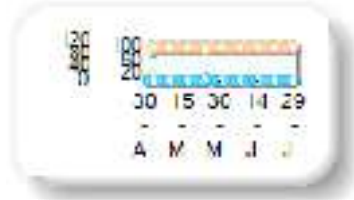
Best Prices Trend



25k EUR deal

Rank	Venue	Best Price (%)	Change
1	XMAD	99.76	+0.64
2	TQEX	0.12	+0.12
3	CEUX	0.03	-0.52
4	AQEU	0.02	-0.21

Best Prices Trend

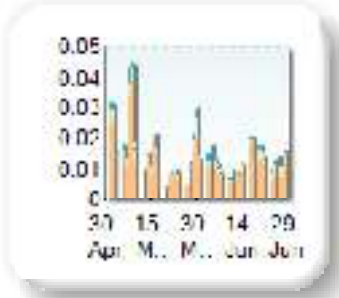


Best Price % measures how often each venue posts an absolute best price (no ties) for stocks. The result is averaged over the stocks in the index and is based on measurements of the order book every 5 seconds.

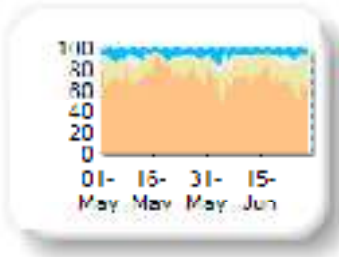
Market Share

Rank	Venue	Market Share	Change
1	XMAD	68.54%	-8.60
2	CEUX	19.46%	+6.01
3	AQEU	7.14%	+0.02
4	TQEX	4.77%	+2.50
5	TRQX	0.06%	+0.06
6	BATE	0.03%	+0.01

Volume Trend



Market Share Trend



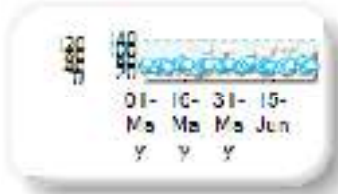
Market share is based on on-book value traded during continuous trading. The share is calculated by averaging over all stocks in the index. The current value shown is for last week and the change is relative to the previous week.

Spreads

At touch

Rank	Venue	Spread (bps)	Change
1	XMAD	39.16	+0.34
2	CEUX	45.88	-0.02
3	AQEU	48.59	-2.44
4	TQEX	116.17	+34.77

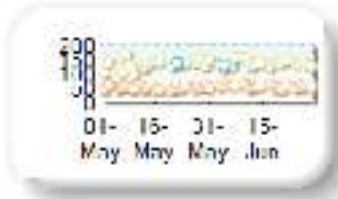
Monthly Spread Trend



25k EUR deal

Rank	Venue	Spread (bps)	Change
1	XMAD	56.92	+3.97
2	AQEU	130.29	-8.51
3	CEUX	137.07	+2.76

Monthly Spread Trend



Spreads measure the bid to offer spread of the best visible orders in the book. The result is averaged over the stocks in the index and is based on measurements of the order books every 30 seconds. The value for the spread is quoted in basis points (0.01%).

Book Depths

10BPS Depth (top of book)

Rank	Venue	Depth (1K EUR)	Change
1	XMAD	4.2	-1.5
2	CEUX	0.8	-0.2
3	AQEU	0.4	-0.3
4	TQEX	0.1	-0.1

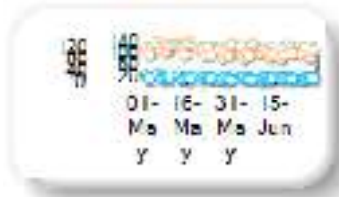
Monthly Depth Trend



50BPS Depth (deeper into book)

Rank	Venue	Depth (1K EUR)	Change
1	XMAD	105.3	-10.2
2	CEUX	13.4	-1.9
3	AQEU	12.6	-2.0
4	TQEX	3.9	-0.9

Monthly Depth Trend



Market depth measures the amount of visible liquidity (bids and offers) in the order book within 10 or 50 BPS of mid price. The result is averaged over the stocks in the index and is based on measurements of the order book every 30 seconds. This is quoted in '000s of EUR.

Best Prices

At touch

Rank	Venue	Best Price (%)	Change
1	XMAD	8.05	-4.09
2	CEUX	1.15	-0.41
3	AQEU	0.60	+0.04
4	TQEX	0.09	-0.01
5	TRQX	0.00	+0.00
6	BATE	0.00	+0.00

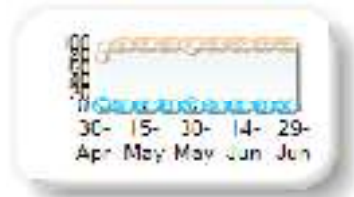
Best Prices Trend



25k EUR deal

Rank	Venue	Best Price (%)	Change
1	XMAD	99.58	+1.60
2	CEUX	0.22	-0.32
3	AQEU	0.10	-0.86
4	TRQX	0.00	+0.00
5	BATE	0.00	+0.00
6	TQEX	0.00	-0.12

Best Prices Trend



Best Price % measures how often each venue posts an absolute best price (no ties) for stocks. The result is averaged over the stocks in the index and is based on measurements of the order book every 5 seconds.

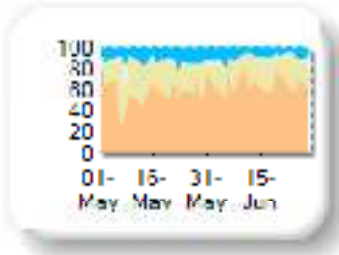
Market Share

Rank	Venue	Market Share	Change
1	XMAD	67.85%	+10.91
2	CEUX	20.99%	-6.80
3	AQEU	8.48%	-3.20
4	TQEX	2.65%	-0.94
5	BATE	0.04%	+0.04

Volume Trend



Market Share Trend



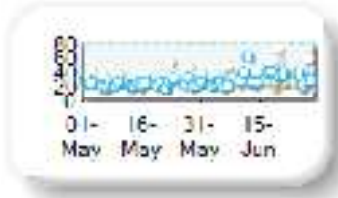
Market share is based on on-book value traded during continuous trading. The share is calculated by averaging over all stocks in the index. The current value shown is for last week and the change is relative to the previous week.

Spreads

At touch

Rank	Venue	Spread (bps)	Change
1	XMAD	24.89	+1.46
2	CEUX	28.38	+1.39
3	AQEU	31.60	+7.61
4	TQEX	47.32	+10.63


Monthly Spread Trend



25k EUR deal

Rank	Venue	Spread (bps)	Change
1	XMAD	47.07	+4.93
2	AQEU	68.99	-20.95
3	CEUX	138.01	+8.86

Monthly Spread Trend



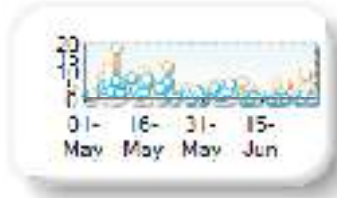
Spreads measure the bid to offer spread of the best visible orders in the book. The result is averaged over the stocks in the index and is based on measurements of the order books every 30 seconds. The value for the spread is quoted in basis points (0.01%).

Book Depths

10BPS Depth (top of book)

Rank	Venue	Depth (1K EUR)	Change
1	XMAD	4.0	-1.7
2	CEUX	1.5	-0.8
3	AQEU	1.3	-2.1
4	TQEX	0.1	-0.2

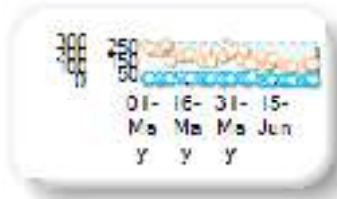
Monthly Depth Trend



50BPS Depth (deeper into book)

Rank	Venue	Depth (1K EUR)	Change
1	XMAD	144.1	-77.3
2	CEUX	21.3	-4.5
3	AQEU	19.8	-9.4
4	TQEX	5.7	-1.9

Monthly Depth Trend



Market depth measures the amount of visible liquidity (bids and offers) in the order book within 10 or 50 BPS of mid price. The result is averaged over the stocks in the index and is based on measurements of the order book every 30 seconds. This is quoted in '000s of EUR.

Best Prices

At touch

Rank	Venue	Best Price (%)	Change
1	XMAD	8.10	+7.09
2	CEUX	2.12	+1.86
3	AQEU	1.01	-0.79
4	TQEX	0.04	+0.04
5	BATE	0.00	+0.00

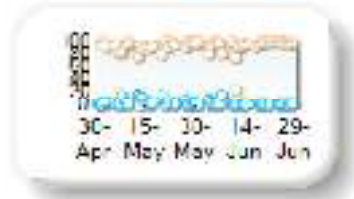
Best Prices Trend



25k EUR deal

Rank	Venue	Best Price (%)	Change
1	XMAD	94.75	+2.17
2	CEUX	3.76	+0.96
3	AQEU	1.39	-2.68
4	BATE	0.00	+0.00
5	TQEX	0.00	-0.03

Best Prices Trend

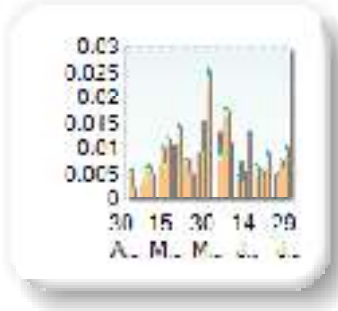


Best Price % measures how often each venue posts an absolute best price (no ties) for stocks. The result is averaged over the stocks in the index and is based on measurements of the order book every 5 seconds.

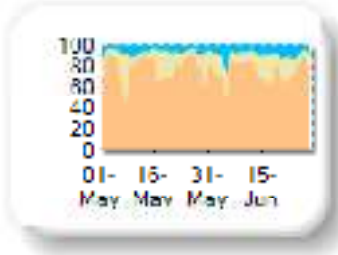
Market Share

Rank	Venue	Market Share	Change
1	XMAD	77.30%	-0.44
2	CEUX	14.21%	-1.91
3	AQEU	8.49%	+2.43
4	BATE	0.00%	-0.09

Volume Trend



Market Share Trend



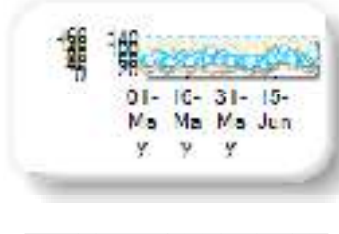
Market share is based on on-book value traded during continuous trading. The share is calculated by averaging over all stocks in the index. The current value shown is for last week and the change is relative to the previous week.

Spreads

At touch

Rank	Venue	Spread (bps)	Change
1	XMAD	49.90	+7.37
2	AQEU	67.12	-0.88
3	CEUX	109.30	-1.06

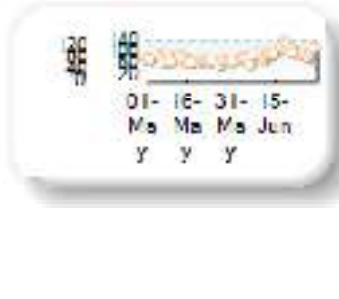
Monthly Spread Trend



25k EUR deal

Rank	Venue	Spread (bps)	Change
1	XMAD	94.51	+21.56

Monthly Spread Trend



Spreads measure the bid to offer spread of the best visible orders in the book. The result is averaged over the stocks in the index and is based on measurements of the order books every 30 seconds. The value for the spread is quoted in basis points (0.01%).

Book Depths

10BPS Depth (top of book)

Rank	Venue	Depth (1K EUR)	Change
1	XMAD	1.7	+0.0
2	CEUX	0.1	+0.0
3	AQEU	0.1	+0.0

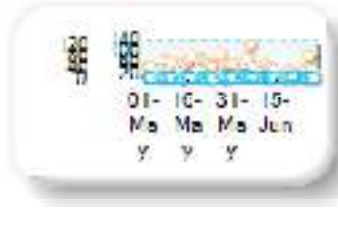
Monthly Depth Trend



50BPS Depth (deeper into book)

Rank	Venue	Depth (1K EUR)	Change
1	XMAD	42.2	-13.3
2	AQEU	6.4	+1.6
3	CEUX	3.0	+0.3

Monthly Depth Trend



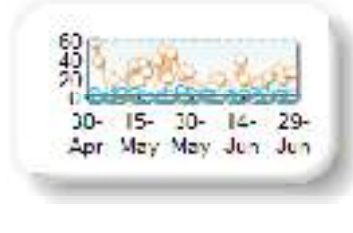
Market depth measures the amount of visible liquidity (bids and offers) in the order book within 10 or 50 BPS of mid price. The result is averaged over the stocks in the index and is based on measurements of the order book every 30 seconds. This is quoted in '000s of EUR.

Best Prices

At touch

Rank	Venue	Best Price (%)	Change
1	XMAD	19.94	-7.80
2	CEUX	2.79	+0.24
3	AQEU	2.00	-0.87
4	BATE	0.00	+0.00

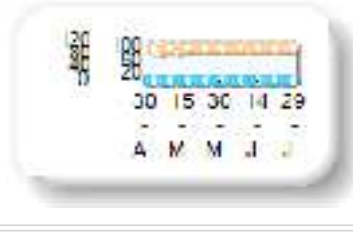
Best Prices Trend



25k EUR deal

Rank	Venue	Best Price (%)	Change
1	XMAD	99.11	+1.54
2	AQEU	0.21	+0.10
3	CEUX	0.06	+0.03
4	BATE	0.00	+0.00

Best Prices Trend

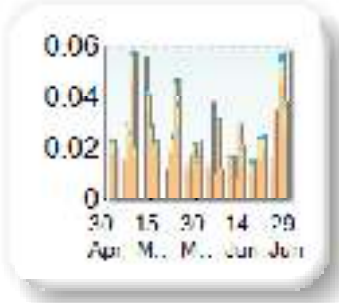


Best Price % measures how often each venue posts an absolute best price (no ties) for stocks. The result is averaged over the stocks in the index and is based on measurements of the order book every 5 seconds.

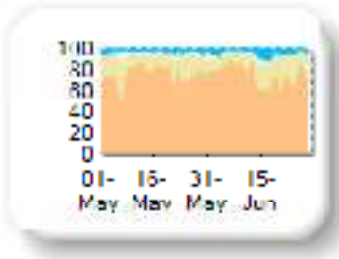
Market Share

Rank	Venue	Market Share	Change
1	XMAD	78.35%	+1.15
2	CEUX	15.62%	+0.09
3	AQEU	4.25%	+0.59
4	TQEX	1.68%	-1.82
5	TRQX	0.07%	+0.04
6	BATE	0.02%	-0.05

Volume Trend



Market Share Trend



Market share is based on on-book value traded during continuous trading. The share is calculated by averaging over all stocks in the index. The current value shown is for last week and the change is relative to the previous week.

Spreads

At touch

Rank	Venue	Spread (bps)	Change
1	XMAD	18.51	+0.26
2	CEUX	25.41	-2.39
3	AQEU	45.82	-1.92
4	TQEX	52.36	-74.10


Monthly Spread Trend



25k EUR deal

Rank	Venue	Spread (bps)	Change
1	XMAD	38.41	+4.36
2	CEUX	145.52	-6.29
3	AQEU	426.31	n/a

Monthly Spread Trend



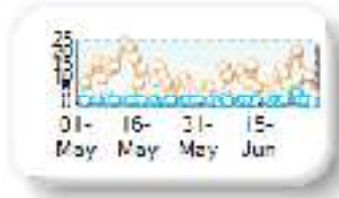
Spreads measure the bid to offer spread of the best visible orders in the book. The result is averaged over the stocks in the index and is based on measurements of the order books every 30 seconds. The value for the spread is quoted in basis points (0.01%).

Book Depths

10BPS Depth (top of book)

Rank	Venue	Depth (1K EUR)	Change
1	XMAD	10.5	-1.5
2	CEUX	2.3	+0.1
3	AQEU	0.9	+0.0
4	TQEX	0.1	-0.1

Monthly Depth Trend



50BPS Depth (deeper into book)

Rank	Venue	Depth (1K EUR)	Change
1	XMAD	119.4	-5.1
2	CEUX	14.7	+2.4
3	AQEU	12.6	+1.9
4	TQEX	2.4	-0.6

Monthly Depth Trend




Market depth measures the amount of visible liquidity (bids and offers) in the order book within 10 or 50 BPS of mid price. The result is averaged over the stocks in the index and is based on measurements of the order book every 30 seconds. This is quoted in '000s of EUR.

Best Prices

At touch

Rank	Venue	Best Price (%)	Change
1	XMAD	18.97	-2.27
2	CEUX	3.44	+2.03
3	AQEU	0.71	+0.39
4	TQEX	0.05	-0.03
5	TRQX	0.00	+0.00
6	BATE	0.00	+0.00

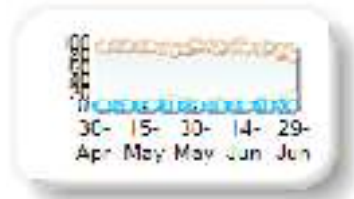
Best Prices Trend



25k EUR deal

Rank	Venue	Best Price (%)	Change
1	XMAD	92.95	-1.93
2	CEUX	6.56	+2.03
3	AQEU	0.36	+0.08
4	TQEX	0.01	+0.01
5	TRQX	0.00	+0.00
6	BATE	0.00	+0.00

Best Prices Trend

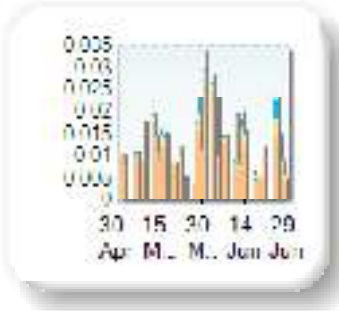


Best Price % measures how often each venue posts an absolute best price (no ties) for stocks. The result is averaged over the stocks in the index and is based on measurements of the order book every 5 seconds.

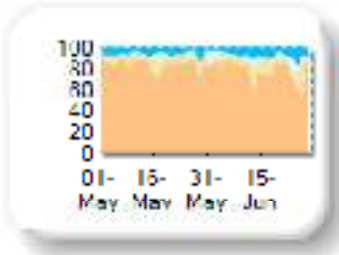
Market Share

Rank	Venue	Market Share	Change
1	XMAD	76.93%	-6.60
2	CEUX	11.99%	+4.04
3	AQEU	7.12%	+1.41
4	TQEX	3.91%	+1.10
5	BATE	0.05%	+0.05

Volume Trend



Market Share Trend



Market share is based on on-book value traded during continuous trading. The share is calculated by averaging over all stocks in the index. The current value shown is for last week and the change is relative to the previous week.

Spreads

At touch

Rank	Venue	Spread (bps)	Change
1	XMAD	32.84	+1.08
2	AQEU	48.89	+0.85
3	CEUX	59.12	-2.77
4	TQEX	82.33	-67.99

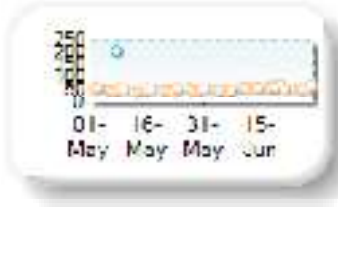
Monthly Spread Trend



25k EUR deal

Rank	Venue	Spread (bps)	Change
1	XMAD	58.59	+5.96
2	CEUX	332.73	+17.74

Monthly Spread Trend



Spreads measure the bid to offer spread of the best visible orders in the book. The result is averaged over the stocks in the index and is based on measurements of the order books every 30 seconds. The value for the spread is quoted in basis points (0.01%).

Book Depths

10BPS Depth (top of book)

Rank	Venue	Depth (1K EUR)	Change
1	XMAD	2.0	-0.7
2	CEUX	0.2	+0.0
3	TQEX	0.2	+0.0
4	AQEU	0.1	0.0

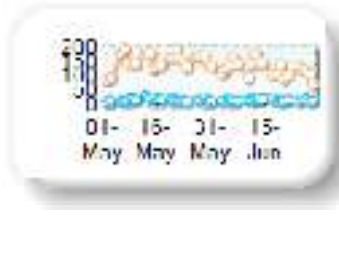
Monthly Depth Trend



50BPS Depth (deeper into book)

Rank	Venue	Depth (1K EUR)	Change
1	XMAD	119.8	-27.3
2	TQEX	14.8	+10.8
3	AQEU	11.9	-1.1
4	CEUX	6.3	+0.0

Monthly Depth Trend



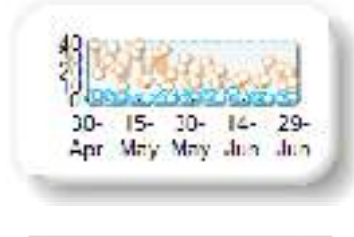
Market depth measures the amount of visible liquidity (bids and offers) in the order book within 10 or 50 BPS of mid price. The result is averaged over the stocks in the index and is based on measurements of the order book every 30 seconds. This is quoted in '000s of EUR.

Best Prices

At touch

Rank	Venue	Best Price (%)	Change
1	XMAD	15.72	-6.65
2	AQEU	1.51	+0.08
3	CEUX	0.73	-0.09
4	TQEX	0.24	+0.20
5	BATE	0.00	+0.00

Best Prices Trend



25k EUR deal

Rank	Venue	Best Price (%)	Change
1	XMAD	98.49	+0.92
2	CEUX	1.17	-0.91
3	AQEU	0.19	+0.03
4	BATE	0.00	+0.00
5	TQEX	0.00	+0.00

Best Prices Trend

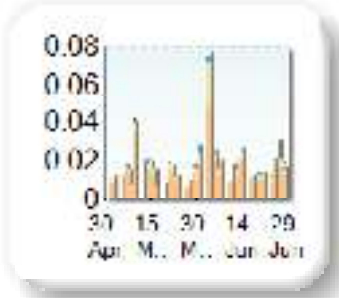


Best Price % measures how often each venue posts an absolute best price (no ties) for stocks. The result is averaged over the stocks in the index and is based on measurements of the order book every 5 seconds.

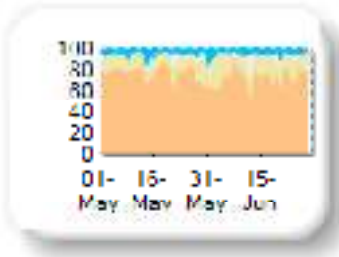
Market Share

Rank	Venue	Market Share	Change
1	XMAD	73.37%	-0.78
2	CEUX	18.39%	+2.84
3	AQEU	4.99%	-2.01
4	TQEX	3.25%	+0.20
5	BATE	0.00%	-0.24
6	CHIX	0.00%	-0.01

Volume Trend



Market Share Trend



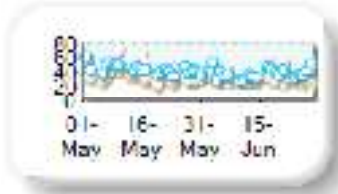
Market share is based on on-book value traded during continuous trading. The share is calculated by averaging over all stocks in the index. The current value shown is for last week and the change is relative to the previous week.

Spreads

At touch

Rank	Venue	Spread (bps)	Change
1	XMAD	26.79	-4.20
2	CEUX	32.04	-4.54
3	AQEU	38.26	-5.91
4	TQEX	43.08	-7.90

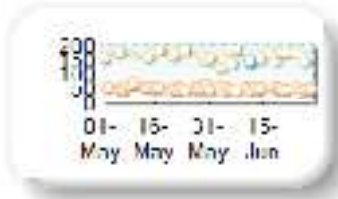
Monthly Spread Trend



25k EUR deal

Rank	Venue	Spread (bps)	Change
1	XMAD	47.91	-4.66
2	CEUX	162.37	-19.88
3	AQEU	168.53	n/a

Monthly Spread Trend



Spreads measure the bid to offer spread of the best visible orders in the book. The result is averaged over the stocks in the index and is based on measurements of the order books every 30 seconds. The value for the spread is quoted in basis points (0.01%).

Book Depths

10BPS Depth (top of book)

Rank	Venue	Depth (1K EUR)	Change
1	XMAD	14.1	+7.2
2	CEUX	2.1	+0.8
3	AQEU	0.9	+0.5
4	TQEX	0.3	+0.2

Monthly Depth Trend



50BPS Depth (deeper into book)

Rank	Venue	Depth (1K EUR)	Change
1	XMAD	163.8	+32.8
2	CEUX	14.1	+3.4
3	AQEU	10.7	-0.5
4	TQEX	5.4	+1.1

Monthly Depth Trend



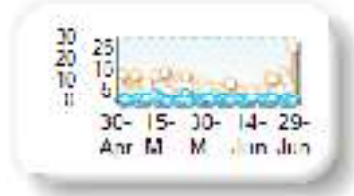
Market depth measures the amount of visible liquidity (bids and offers) in the order book within 10 or 50 BPS of mid price. The result is averaged over the stocks in the index and is based on measurements of the order book every 30 seconds. This is quoted in '000s of EUR.

Best Prices

At touch

Rank	Venue	Best Price (%)	Change
1	XMAD	7.13	+1.29
2	CEUX	1.06	-0.95
3	AQEU	0.49	-0.04
4	TQEX	0.16	-0.13
5	CHIX	0.00	+0.00
6	BATE	0.00	+0.00

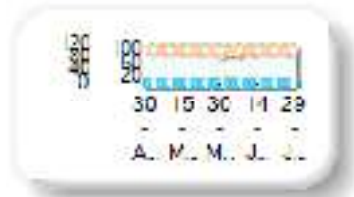
Best Prices Trend



25k EUR deal

Rank	Venue	Best Price (%)	Change
1	XMAD	98.52	-0.39
2	CEUX	1.07	+0.18
3	AQEU	0.06	+0.04
4	TQEX	0.02	+0.02
5	CHIX	0.00	+0.00
6	BATE	0.00	+0.00

Best Prices Trend

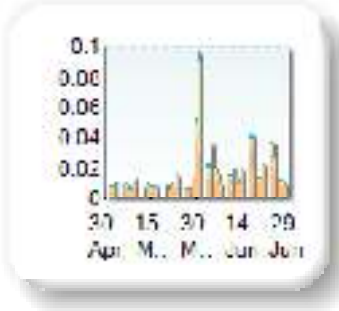


Best Price % measures how often each venue posts an absolute best price (no ties) for stocks. The result is averaged over the stocks in the index and is based on measurements of the order book every 5 seconds.

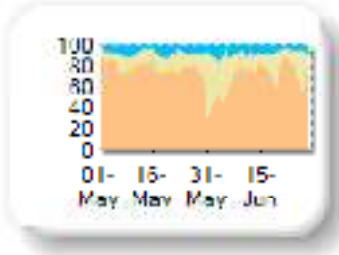
Market Share

Rank	Venue	Market Share	Change
1	XMAD	69.23%	+5.12
2	CEUX	23.34%	-5.92
3	AQEU	7.43%	+0.80
4	BATE	0.00%	0.00

Volume Trend



Market Share Trend




Market share is based on on-book value traded during continuous trading. The share is calculated by averaging over all stocks in the index. The current value shown is for last week and the change is relative to the previous week.

Spreads

At touch

Rank	Venue	Spread (bps)	Change
1	XMAD	63.83	+2.86
2	CEUX	87.46	-5.95
3	AQEU	91.47	+4.23

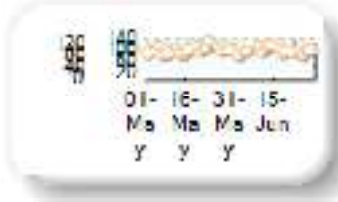
Monthly Spread Trend



25k EUR deal

Rank	Venue	Spread (bps)	Change
1	XMAD	102.62	+0.59

Monthly Spread Trend



Spreads measure the bid to offer spread of the best visible orders in the book. The result is averaged over the stocks in the index and is based on measurements of the order books every 30 seconds. The value for the spread is quoted in basis points (0.01%).

Book Depths

10BPS Depth (top of book)

Rank	Venue	Depth (1K EUR)	Change
1	XMAD	0.2	-0.2
2	CEUX	0.1	0.0
3	AQEU	0.0	0.0

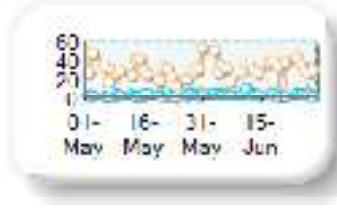
Monthly Depth Trend



50BPS Depth (deeper into book)

Rank	Venue	Depth (1K EUR)	Change
1	XMAD	32.4	+2.5
2	CEUX	5.9	+2.0
3	AQEU	3.9	+0.3

Monthly Depth Trend




Market depth measures the amount of visible liquidity (bids and offers) in the order book within 10 or 50 BPS of mid price. The result is averaged over the stocks in the index and is based on measurements of the order book every 30 seconds. This is quoted in '000s of EUR.

Best Prices

At touch

Rank	Venue	Best Price (%)	Change
1	XMAD	14.88	-6.64
2	CEUX	4.94	+0.07
3	AQEU	1.42	-0.96
4	BATE	0.00	+0.00

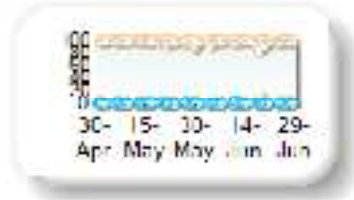
Best Prices Trend



25k EUR deal

Rank	Venue	Best Price (%)	Change
1	XMAD	98.00	-0.84
2	CEUX	1.07	+1.01
3	AQEU	0.18	-0.02
4	BATE	0.00	+0.00

Best Prices Trend



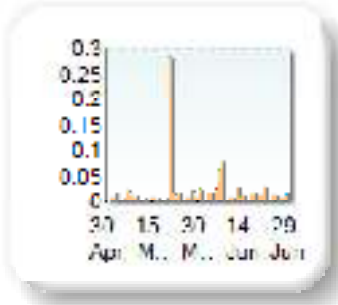
Best Price % measures how often each venue posts an absolute best price (no ties) for stocks. The result is averaged over the stocks in the index and is based on measurements of the order book every 5 seconds.

Linea Directa Aseguradora SA Cia de Seguros y Rea

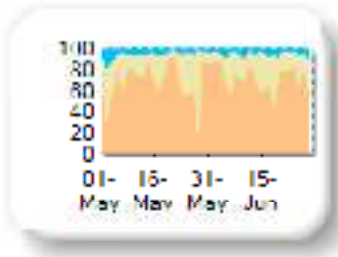
Market Share

Rank	Venue	Market Share	Change
1	XMAD	70.06%	-15.16
2	CEUX	24.66%	+12.64
3	AQEU	4.59%	+2.15
4	TQEX	0.68%	+0.35
5	BATE	0.02%	+0.02
6	CHIX	0.00%	+0.00

Volume Trend



Market Share Trend

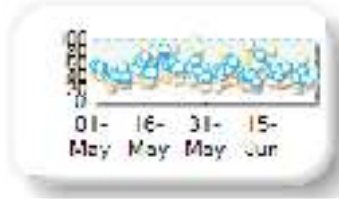


Spreads

At touch

Rank	Venue	Spread (bps)	Change
1	XMAD	34.36	-3.23
2	AQEU	49.45	-5.36
3	CEUX	58.34	-8.25

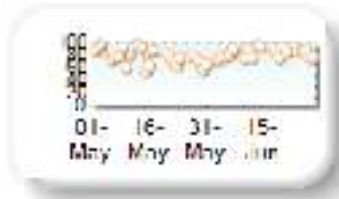
Monthly Spread Trend



25k EUR deal

Rank	Venue	Spread (bps)	Change
1	XMAD	84.45	+6.86
2	CEUX	497.63	+123.02

Monthly Spread Trend



Book Depths

10BPS Depth (top of book)

Rank	Venue	Depth (1K EUR)	Change
1	XMAD	3.4	-2.2
2	CEUX	1.0	+0.2
3	AQEU	0.5	+0.0


Monthly Depth Trend



50BPS Depth (deeper into book)

Rank	Venue	Depth (1K EUR)	Change
1	XMAD	40.2	-25.2
2	CEUX	5.4	-0.3
3	AQEU	5.4	+0.0

Monthly Depth Trend

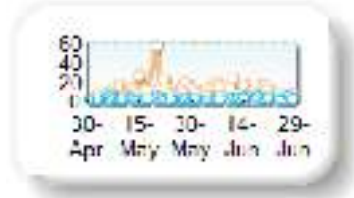


Best Prices

At touch

Rank	Venue	Best Price (%)	Change
1	XMAD	11.48	-0.23
2	CEUX	2.30	+0.65
3	AQEU	1.59	+0.66
4	TQEX	0.00	-0.04
5	CHIX	0.00	+0.00
6	BATE	0.00	+0.00

Best Prices Trend



25k EUR deal

Rank	Venue	Best Price (%)	Change
1	XMAD	99.03	+0.07
2	CEUX	0.58	-0.22
3	AQEU	0.12	+0.06
4	CHIX	0.00	+0.00
5	BATE	0.00	+0.00
6	TQEX	0.00	+0.00

Best Prices Trend



Market share is based on on-book value traded during continuous trading. The share is calculated by averaging over all stocks in the index. The current value shown is for last week and the change is relative to the previous week.

Spreads measure the bid to offer spread of the best visible orders in the book. The result is averaged over the stocks in the index and is based on measurements of the order books every 30 seconds. The value for the spread is quoted in basis points (0.01%).

Market depth measures the amount of visible liquidity (bids and offers) in the order book within 10 or 50 BPS of mid price. The result is averaged over the stocks in the index and is based on measurements of the order book every 30 seconds. This is quoted in '000s of EUR.

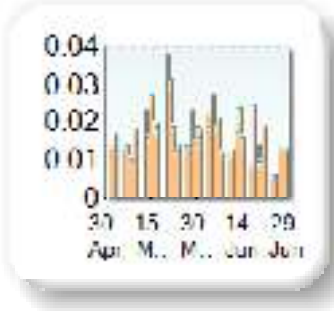
Best Price % measures how often each venue posts an absolute best price (no ties) for stocks. The result is averaged over the stocks in the index and is based on measurements of the order book every 5 seconds.

PHARMA MAR SA PHARMA MAR ORD SHS

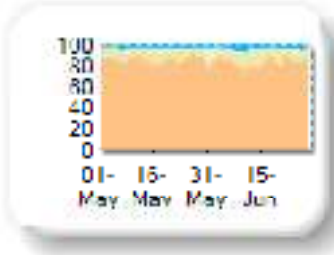
Market Share

Rank	Venue	Market Share	Change
1	XMAD	84.65%	-1.20
2	CEUX	10.81%	+1.60
3	AQEU	2.80%	+0.35
4	TQEX	1.74%	-0.74

Volume Trend



Market Share Trend




Market share is based on on-book value traded during continuous trading. The share is calculated by averaging over all stocks in the index. The current value shown is for last week and the change is relative to the previous week.

Spreads

At touch

Rank	Venue	Spread (bps)	Change
1	XMAD	34.73	+2.43
2	CEUX	52.05	+0.92
3	AQEU	76.22	+22.31
4	TQEX	166.61	+11.93

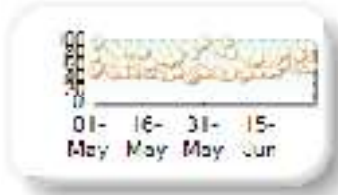
Monthly Spread Trend



25k EUR deal

Rank	Venue	Spread (bps)	Change
1	XMAD	52.91	+2.42
2	CEUX	81.60	+0.63

Monthly Spread Trend



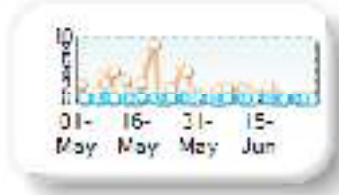
Spreads measure the bid to offer spread of the best visible orders in the book. The result is averaged over the stocks in the index and is based on measurements of the order books every 30 seconds. The value for the spread is quoted in basis points (0.01%).

Book Depths

10BPS Depth (top of book)

Rank	Venue	Depth (1K EUR)	Change
1	XMAD	0.8	-1.5
2	CEUX	0.1	-0.1
3	AQEU	0.0	-0.1
4	TQEX	0.0	0.0

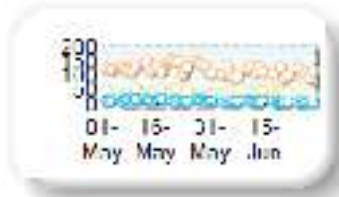
Monthly Depth Trend



50BPS Depth (deeper into book)

Rank	Venue	Depth (1K EUR)	Change
1	XMAD	107.2	-19.8
2	CEUX	40.8	+0.1
3	AQEU	5.1	-4.9
4	TQEX	1.3	-0.4

Monthly Depth Trend



Market depth measures the amount of visible liquidity (bids and offers) in the order book within 10 or 50 BPS of mid price. The result is averaged over the stocks in the index and is based on measurements of the order book every 30 seconds. This is quoted in '000s of EUR.

Best Prices

At touch

Rank	Venue	Best Price (%)	Change
1	XMAD	29.00	+9.73
2	CEUX	4.77	+0.98
3	AQEU	0.50	-0.79
4	TQEX	0.32	-0.19

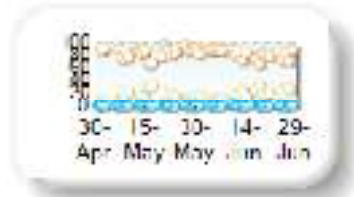
Best Prices Trend



25k EUR deal

Rank	Venue	Best Price (%)	Change
1	XMAD	82.81	-2.90
2	CEUX	17.01	+3.45
3	AQEU	0.10	+0.07
4	TQEX	0.00	+0.00

Best Prices Trend

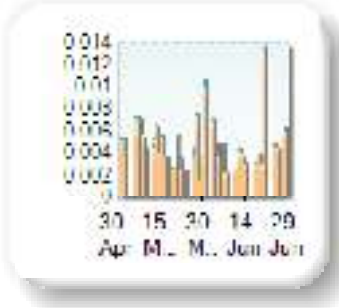


Best Price % measures how often each venue posts an absolute best price (no ties) for stocks. The result is averaged over the stocks in the index and is based on measurements of the order book every 5 seconds.

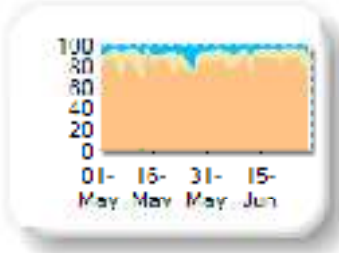
Market Share

Rank	Venue	Market Share	Change
1	XMAD	85.39%	+3.34
2	CEUX	10.06%	-0.69
3	AQEU	3.90%	-2.12
4	TQEX	0.65%	-0.28
5	BATE	0.00%	-0.26

Volume Trend



Market Share Trend




Market share is based on on-book value traded during continuous trading. The share is calculated by averaging over all stocks in the index. The current value shown is for last week and the change is relative to the previous week.

Spreads

At touch

Rank	Venue	Spread (bps)	Change
1	XMAD	51.75	+9.84
2	AQEU	73.21	+12.35
3	CEUX	104.34	+25.50

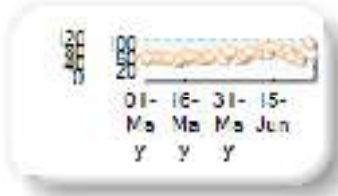
Monthly Spread Trend



25k EUR deal

Rank	Venue	Spread (bps)	Change
1	XMAD	81.27	+13.69
2	CEUX	501.00	n/a

Monthly Spread Trend



Spreads measure the bid to offer spread of the best visible orders in the book. The result is averaged over the stocks in the index and is based on measurements of the order books every 30 seconds. The value for the spread is quoted in basis points (0.01%).

Book Depths

10BPS Depth (top of book)

Rank	Venue	Depth (1K EUR)	Change
1	XMAD	0.6	-0.1
2	CEUX	0.0	0.0
3	AQEU	0.0	0.0


Monthly Depth Trend



50BPS Depth (deeper into book)

Rank	Venue	Depth (1K EUR)	Change
1	XMAD	49.6	-25.7
2	AQEU	4.8	-1.5
3	CEUX	2.1	-1.5

Monthly Depth Trend



Market depth measures the amount of visible liquidity (bids and offers) in the order book within 10 or 50 BPS of mid price. The result is averaged over the stocks in the index and is based on measurements of the order book every 30 seconds. This is quoted in '000s of EUR.

Best Prices

At touch

Rank	Venue	Best Price (%)	Change
1	XMAD	19.70	+2.41
2	AQEU	2.94	-0.54
3	CEUX	2.06	+0.89
4	TQEX	0.18	-0.01
5	BATE	0.00	+0.00

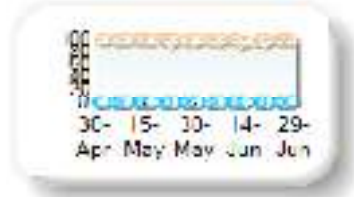
Best Prices Trend



25k EUR deal

Rank	Venue	Best Price (%)	Change
1	XMAD	98.03	-0.85
2	CEUX	0.28	+0.27
3	AQEU	0.06	+0.05
4	BATE	0.00	+0.00
5	TQEX	0.00	+0.00

Best Prices Trend

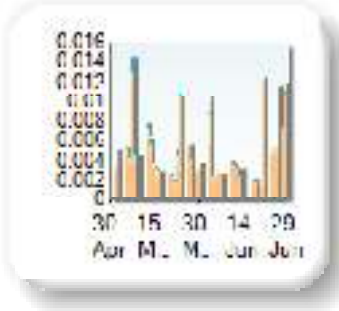


Best Price % measures how often each venue posts an absolute best price (no ties) for stocks. The result is averaged over the stocks in the index and is based on measurements of the order book every 5 seconds.

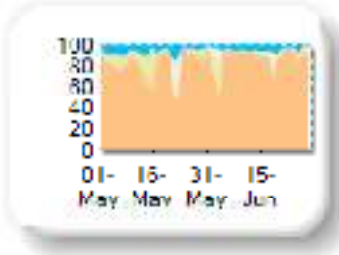
Market Share

Rank	Venue	Market Share	Change
1	XMAD	87.36%	+6.50
2	CEUX	6.60%	-3.70
3	TQEX	3.12%	+0.82
4	AQEU	2.92%	-3.62

Volume Trend



Market Share Trend



Market share is based on on-book value traded during continuous trading. The share is calculated by averaging over all stocks in the index. The current value shown is for last week and the change is relative to the previous week.

Spreads

At touch

Rank	Venue	Spread (bps)	Change
1	XMAD	30.82	+3.58
2	AQEU	55.88	+9.54
3	CEUX	112.62	+12.67

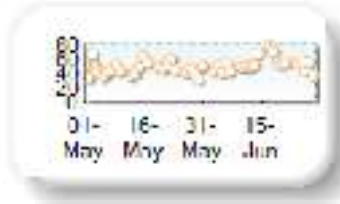
Monthly Spread Trend



25k EUR deal

Rank	Venue	Spread (bps)	Change
1	XMAD	52.12	+6.29

Monthly Spread Trend



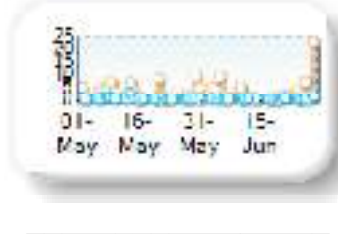
Spreads measure the bid to offer spread of the best visible orders in the book. The result is averaged over the stocks in the index and is based on measurements of the order books every 30 seconds. The value for the spread is quoted in basis points (0.01%).

Book Depths

10BPS Depth (top of book)

Rank	Venue	Depth (1K EUR)	Change
1	XMAD	3.5	+0.3
2	CEUX	0.3	+0.0
3	AQEU	0.2	-0.1

Monthly Depth Trend



50BPS Depth (deeper into book)

Rank	Venue	Depth (1K EUR)	Change
1	XMAD	122.5	-28.1
2	AQEU	7.4	-0.9
3	CEUX	2.4	-1.6

Monthly Depth Trend



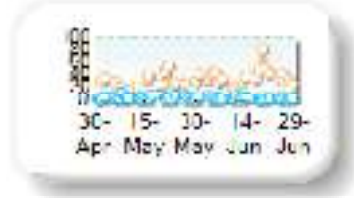
Market depth measures the amount of visible liquidity (bids and offers) in the order book within 10 or 50 BPS of mid price. The result is averaged over the stocks in the index and is based on measurements of the order book every 30 seconds. This is quoted in '000s of EUR.

Best Prices

At touch

Rank	Venue	Best Price (%)	Change
1	XMAD	34.84	+16.95
2	AQEU	2.14	-1.30
3	CEUX	2.08	+2.21
4	TQEX	0.00	-0.02

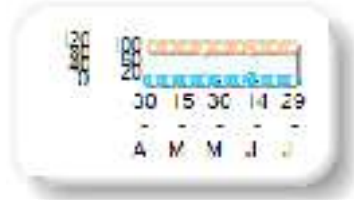
Best Prices Trend



25k EUR deal

Rank	Venue	Best Price (%)	Change
1	XMAD	99.16	-0.36
2	AQEU	0.32	+0.31
3	CEUX	0.00	-0.38
4	TQEX	0.00	+0.00

Best Prices Trend

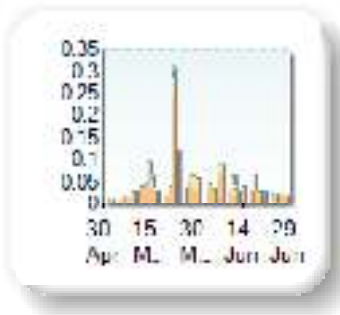


Best Price % measures how often each venue posts an absolute best price (no ties) for stocks. The result is averaged over the stocks in the index and is based on measurements of the order book every 5 seconds.

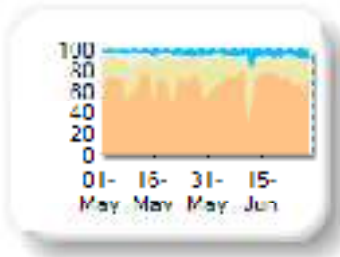
Market Share

Rank	Venue	Market Share	Change
1	XMAD	68.21%	-1.54
2	CEUX	22.42%	+1.29
3	AQEU	6.13%	+1.76
4	TQEX	3.21%	-1.48
5	BATE	0.03%	-0.02

Volume Trend



Market Share Trend



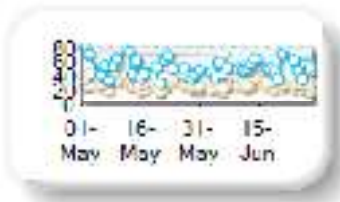
Market share is based on on-book value traded during continuous trading. The share is calculated by averaging over all stocks in the index. The current value shown is for last week and the change is relative to the previous week.

Spreads

At touch

Rank	Venue	Spread (bps)	Change
1	XMAD	24.52	-1.66
2	CEUX	34.38	-3.23
3	AQEU	50.29	-1.30
4	TQEX	159.83	+13.46


Monthly Spread Trend



25k EUR deal

Rank	Venue	Spread (bps)	Change
1	XMAD	42.33	-1.21
2	CEUX	141.99	-23.31
3	AQEU	158.56	n/a

Monthly Spread Trend



Spreads measure the bid to offer spread of the best visible orders in the book. The result is averaged over the stocks in the index and is based on measurements of the order books every 30 seconds. The value for the spread is quoted in basis points (0.01%).

Book Depths

10BPS Depth (top of book)

Rank	Venue	Depth (1K EUR)	Change
1	XMAD	7.8	+1.6
2	CEUX	2.1	+0.5
3	AQEU	0.5	+0.1
4	TQEX	0.1	0.0

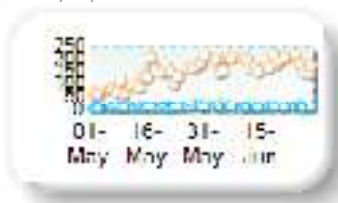
Monthly Depth Trend



50BPS Depth (deeper into book)

Rank	Venue	Depth (1K EUR)	Change
1	XMAD	184.2	+55.3
2	CEUX	15.7	+2.9
3	AQEU	11.7	+1.9
4	TQEX	1.4	-0.3

Monthly Depth Trend



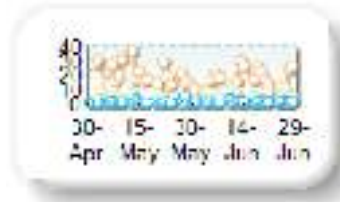
Market depth measures the amount of visible liquidity (bids and offers) in the order book within 10 or 50 BPS of mid price. The result is averaged over the stocks in the index and is based on measurements of the order book every 30 seconds. This is quoted in '000s of EUR.

Best Prices

At touch

Rank	Venue	Best Price (%)	Change
1	XMAD	17.69	-0.81
2	CEUX	4.90	+1.72
3	AQEU	1.24	+0.66
4	TQEX	0.14	-0.08
5	BATE	0.00	+0.00

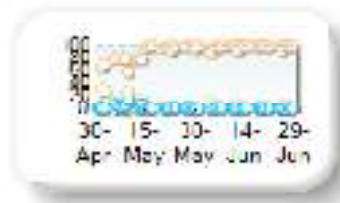
Best Prices Trend



25k EUR deal

Rank	Venue	Best Price (%)	Change
1	XMAD	97.42	+9.38
2	CEUX	2.37	-6.65
3	AQEU	0.14	-1.86
4	TQEX	0.00	+0.00
5	BATE	0.00	+0.00

Best Prices Trend

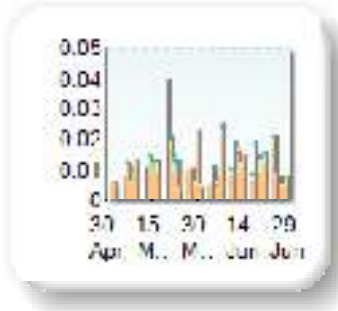


Best Price % measures how often each venue posts an absolute best price (no ties) for stocks. The result is averaged over the stocks in the index and is based on measurements of the order book every 5 seconds.

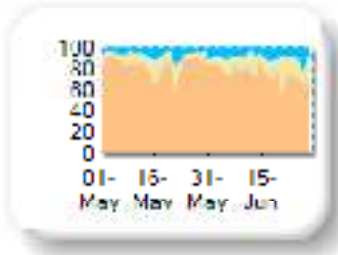
Market Share

Rank	Venue	Market Share	Change
1	XMAD	75.57%	-7.06
2	CEUX	13.60%	+4.15
3	AQEU	8.06%	+1.90
4	TQEX	2.73%	+0.98
5	BATE	0.04%	+0.04

Volume Trend



Market Share Trend




Market share is based on on-book value traded during continuous trading. The share is calculated by averaging over all stocks in the index. The current value shown is for last week and the change is relative to the previous week.

Spreads

At touch

Rank	Venue	Spread (bps)	Change
1	XMAD	40.60	+5.02
2	AQEU	62.45	+9.91
3	CEUX	93.24	-2.36
4	TQEX	179.40	+49.59

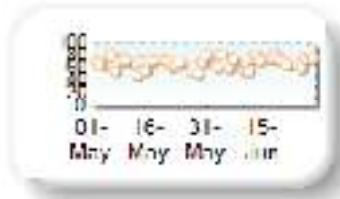
Monthly Spread Trend



25k EUR deal

Rank	Venue	Spread (bps)	Change
1	XMAD	70.74	+3.86

Monthly Spread Trend



Spreads measure the bid to offer spread of the best visible orders in the book. The result is averaged over the stocks in the index and is based on measurements of the order books every 30 seconds. The value for the spread is quoted in basis points (0.01%).

Book Depths

10BPS Depth (top of book)

Rank	Venue	Depth (1K EUR)	Change
1	XMAD	2.3	-1.7
2	CEUX	0.4	+0.2
3	AQEU	0.4	+0.1
4	TQEX	0.1	+0.0

Monthly Depth Trend



50BPS Depth (deeper into book)

Rank	Venue	Depth (1K EUR)	Change
1	XMAD	80.3	-11.2
2	AQEU	7.3	+0.5
3	CEUX	5.7	+1.8
4	TQEX	1.2	+0.0

Monthly Depth Trend



Market depth measures the amount of visible liquidity (bids and offers) in the order book within 10 or 50 BPS of mid price. The result is averaged over the stocks in the index and is based on measurements of the order book every 30 seconds. This is quoted in '000s of EUR.

Best Prices

At touch

Rank	Venue	Best Price (%)	Change
1	XMAD	20.48	+10.08
2	AQEU	1.37	-0.12
3	CEUX	1.33	+1.08
4	TQEX	0.09	+0.09
5	BATE	0.00	+0.00

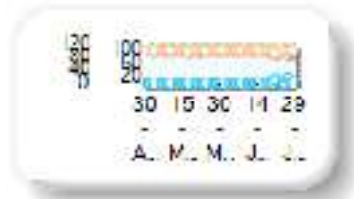
Best Prices Trend



25k EUR deal

Rank	Venue	Best Price (%)	Change
1	XMAD	98.64	-0.99
2	AQEU	1.23	+1.21
3	CEUX	0.04	-0.12
4	TQEX	0.00	+0.00
5	BATE	0.00	+0.00

Best Prices Trend



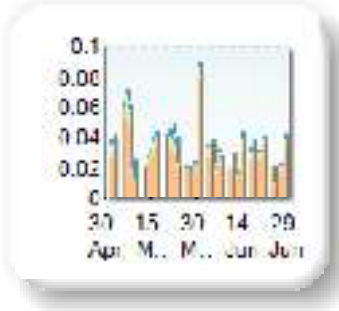
Best Price % measures how often each venue posts an absolute best price (no ties) for stocks. The result is averaged over the stocks in the index and is based on measurements of the order book every 5 seconds.

VIDRALA SA VIDRALA ORD SHS

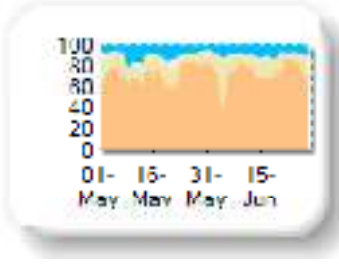
Market Share

Rank	Venue	Market Share	Change
1	XMAD	72.00%	-1.05
2	CEUX	15.84%	+1.51
3	AQEU	9.04%	+0.45
4	TQEX	3.12%	-0.91

Volume Trend



Market Share Trend



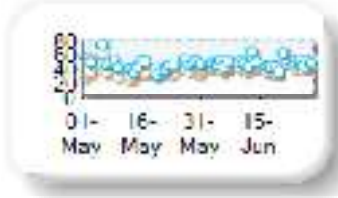
Market share is based on on-book value traded during continuous trading. The share is calculated by averaging over all stocks in the index. The current value shown is for last week and the change is relative to the previous week.

Spreads

At touch

Rank	Venue	Spread (bps)	Change
1	XMAD	39.89	+5.12
2	CEUX	44.95	+3.92
3	AQEU	48.48	+1.28
4	TQEX	52.53	+1.16

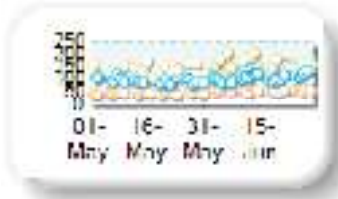
Monthly Spread Trend



25k EUR deal

Rank	Venue	Spread (bps)	Change
1	XMAD	56.20	+7.66
2	AQEU	108.78	+11.83
3	CEUX	191.89	+49.55

Monthly Spread Trend



Spreads measure the bid to offer spread of the best visible orders in the book. The result is averaged over the stocks in the index and is based on measurements of the order books every 30 seconds. The value for the spread is quoted in basis points (0.01%).

Book Depths

10BPS Depth (top of book)

Rank	Venue	Depth (1K EUR)	Change
1	XMAD	3.4	-4.0
2	CEUX	1.0	-0.3
3	AQEU	0.7	-0.3
4	TQEX	0.2	-0.5

Monthly Depth Trend



50BPS Depth (deeper into book)

Rank	Venue	Depth (1K EUR)	Change
1	XMAD	143.9	-66.2
2	AQEU	22.2	-2.5
3	CEUX	18.9	-6.4
4	TQEX	9.4	-3.5

Monthly Depth Trend



Market depth measures the amount of visible liquidity (bids and offers) in the order book within 10 or 50 BPS of mid price. The result is averaged over the stocks in the index and is based on measurements of the order book every 30 seconds. This is quoted in '000s of EUR.

Best Prices

At touch

Rank	Venue	Best Price (%)	Change
1	XMAD	6.27	-3.50
2	CEUX	1.18	+0.48
3	AQEU	0.73	+0.07
4	TQEX	0.19	+0.06


Best Prices Trend



25k EUR deal

Rank	Venue	Best Price (%)	Change
1	XMAD	92.27	-1.70
2	AQEU	3.60	+1.80
3	CEUX	3.44	+1.09
4	TQEX	0.38	-0.05

Best Prices Trend

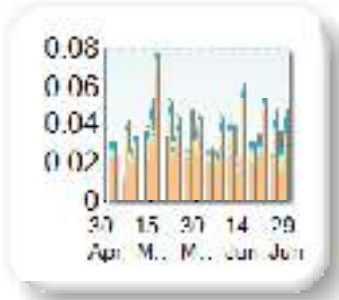


Best Price % measures how often each venue posts an absolute best price (no ties) for stocks. The result is averaged over the stocks in the index and is based on measurements of the order book every 5 seconds.

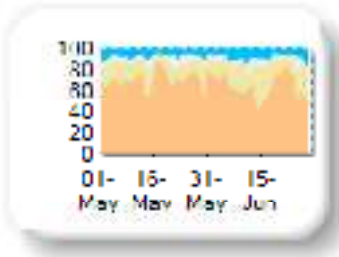
Market Share

Rank	Venue	Market Share	Change
1	XMAD	63.42%	-7.75
2	CEUX	22.21%	+6.38
3	AQEU	9.12%	+1.46
4	TQEX	5.04%	-0.26
5	BATE	0.12%	+0.07
6	TRQX	0.10%	+0.10

Volume Trend



Market Share Trend



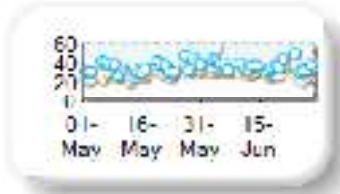
Market share is based on on-book value traded during continuous trading. The share is calculated by averaging over all stocks in the index. The current value shown is for last week and the change is relative to the previous week.

Spreads

At touch

Rank	Venue	Spread (bps)	Change
1	XMAD	29.77	+1.85
2	CEUX	31.98	+1.44
3	AQEU	36.80	+1.45
4	TQEX	39.42	+1.49

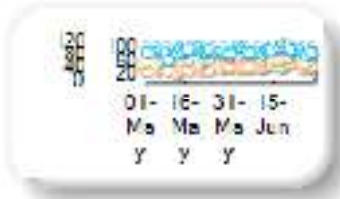
Monthly Spread Trend



25k EUR deal

Rank	Venue	Spread (bps)	Change
1	XMAD	43.67	+7.78
2	CEUX	77.38	+7.03
3	AQEU	94.63	+5.17

Monthly Spread Trend



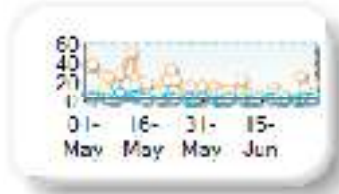
Spreads measure the bid to offer spread of the best visible orders in the book. The result is averaged over the stocks in the index and is based on measurements of the order books every 30 seconds. The value for the spread is quoted in basis points (0.01%).

Book Depths

10BPS Depth (top of book)

Rank	Venue	Depth (1K EUR)	Change
1	XMAD	10.6	-9.9
2	CEUX	3.9	-1.5
3	AQEU	1.4	-1.4
4	TQEX	0.6	-0.5

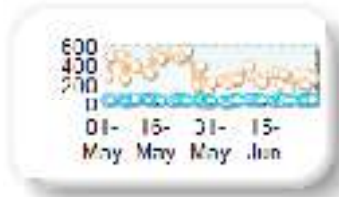
Monthly Depth Trend



50BPS Depth (deeper into book)

Rank	Venue	Depth (1K EUR)	Change
1	XMAD	264.4	-132.6
2	CEUX	50.2	-3.9
3	AQEU	36.8	+0.4
4	TQEX	20.3	-0.2

Monthly Depth Trend




Market depth measures the amount of visible liquidity (bids and offers) in the order book within 10 or 50 BPS of mid price. The result is averaged over the stocks in the index and is based on measurements of the order book every 30 seconds. This is quoted in '000s of EUR.

Best Prices

At touch

Rank	Venue	Best Price (%)	Change
1	XMAD	4.11	-1.08
2	CEUX	1.69	+0.21
3	AQEU	0.44	-0.03
4	TQEX	0.27	+0.08
5	TRQX	0.00	+0.00
6	BATE	0.00	+0.00


Best Prices Trend



25k EUR deal

Rank	Venue	Best Price (%)	Change
1	XMAD	89.78	-0.15
2	CEUX	7.88	+2.45
3	AQEU	0.89	-0.49
4	TQEX	0.65	-0.03
5	TRQX	0.00	+0.00
6	BATE	0.00	+0.00

Best Prices Trend



Best Price % measures how often each venue posts an absolute best price (no ties) for stocks. The result is averaged over the stocks in the index and is based on measurements of the order book every 5 seconds.