

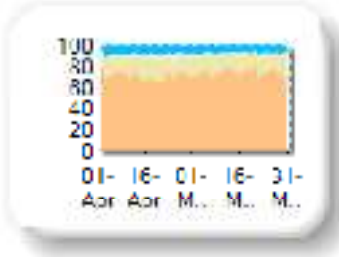
### Market Share

Rank	Venue	Market Share	Change
1	XMAD	74.43%	+2.87
2	CEUX	16.48%	-0.48
3	AQEU	5.81%	-1.18
4	TQEX	3.10%	-1.08
5	BATE	0.09%	-0.16
6	TRQX	0.09%	+0.04
7	CHIX	0.01%	-0.01
8	AQXE	0.00%	+0.00

Volume Trend



Market Share Trend



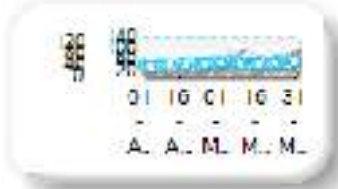
Market share is based on on-book value traded during continuous trading. The share is calculated by averaging over all stocks in the index. The current value shown is for last week and the change is relative to the previous week.

### Spreads

At touch

Rank	Venue	Spread (bps)	Change
1	XMAD	31.47	+2.40
2	CEUX	44.44	+8.25
3	AQEU	45.98	+5.81
4	TQEX	104.32	+53.82


Monthly Spread Trend



25k EUR deal

Rank	Venue	Spread (bps)	Change
1	XMAD	50.76	+2.48
2	AQEU	92.92	+16.79
3	CEUX	143.08	+35.12
4	TQEX	168.02	+75.19

Monthly Spread Trend




Spreads measure the bid to offer spread of the best visible orders in the book. The result is averaged over the stocks in the index and is based on measurements of the order books every 30 seconds. The value for the spread is quoted in basis points (0.01%).

### Book Depths

10BPS Depth (top of book)

Rank	Venue	Depth (1K EUR)	Change
1	XMAD	6.1	-5.2
2	CEUX	1.3	-1.5
3	AQEU	0.8	-1.5
4	TQEX	0.3	-0.7

Monthly Depth Trend



50BPS Depth (deeper into book)

Rank	Venue	Depth (1K EUR)	Change
1	XMAD	135.9	-16.0
2	CEUX	14.6	-9.3
3	AQEU	12.9	-5.3
4	TQEX	4.2	-5.7
5	BATE	2.3	-0.2

Monthly Depth Trend



Market depth measures the amount of visible liquidity (bids and offers) in the order book within 10 or 50 BPS of mid price. The result is averaged over the stocks in the index and is based on measurements of the order book every 30 seconds. This is quoted in '000s of EUR.

### Best Prices

At touch

Rank	Venue	Best Price (%)	Change
1	XMAD	15.21	-2.38
2	CEUX	1.82	-0.48
3	AQEU	1.81	-0.90
4	TQEX	0.14	-0.07
5	CHIX	0.00	+0.00
6	TRQX	0.00	+0.00
7	BATE	0.00	0.00
8	AQXE	0.00	+0.00

Best Prices Trend



25k EUR deal

Rank	Venue	Best Price (%)	Change
1	XMAD	94.81	+2.87
2	CEUX	2.77	-3.48
3	AQEU	0.66	-1.03
4	TQEX	0.07	-0.04
5	CHIX	0.00	+0.00
6	TRQX	0.00	+0.00
7	BATE	0.00	+0.00
8	AQXE	0.00	+0.00

Best Prices Trend

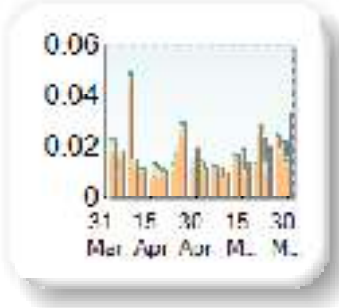


Best Price % measures how often each venue posts an absolute best price (no ties) for stocks. The result is averaged over the stocks in the index and is based on measurements of the order book every 5 seconds.

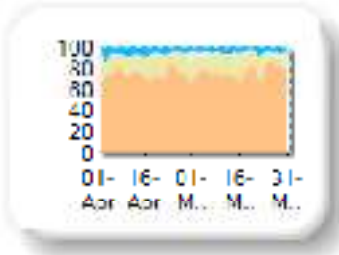
### Market Share

Rank	Venue	Market Share	Change
1	XMAD	77.45%	+1.21
2	CEUX	15.91%	+0.39
3	AQEU	4.17%	-1.21
4	TQEX	2.38%	-0.41
5	BATE	0.09%	+0.03

Volume Trend



Market Share Trend




Market share is based on on-book value traded during continuous trading. The share is calculated by averaging over all stocks in the index. The current value shown is for last week and the change is relative to the previous week.

### Spreads

At touch

Rank	Venue	Spread (bps)	Change
1	XMAD	26.81	+1.57
2	CEUX	34.29	+3.29
3	AQEU	41.68	+2.48
4	TQEX	95.95	+47.95

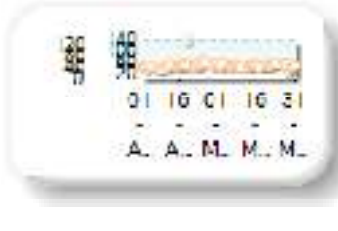
Monthly Spread Trend



25k EUR deal

Rank	Venue	Spread (bps)	Change
1	XMAD	46.64	+0.05
2	CEUX	321.43	+68.73

Monthly Spread Trend




Spreads measure the bid to offer spread of the best visible orders in the book. The result is averaged over the stocks in the index and is based on measurements of the order books every 30 seconds. The value for the spread is quoted in basis points (0.01%).

### Book Depths

10BPS Depth (top of book)

Rank	Venue	Depth (1K EUR)	Change
1	XMAD	9.4	+4.8
2	CEUX	1.1	+0.5
3	AQEU	0.5	+0.0
4	TQEX	0.1	+0.1


Monthly Depth Trend



50BPS Depth (deeper into book)

Rank	Venue	Depth (1K EUR)	Change
1	XMAD	223.4	-15.2
2	CEUX	17.5	-1.4
3	AQEU	13.9	-2.0
4	TQEX	3.4	-6.4

Monthly Depth Trend



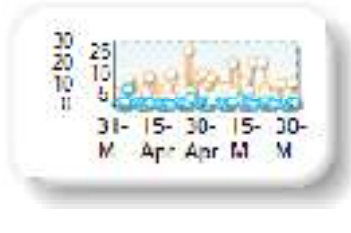
Market depth measures the amount of visible liquidity (bids and offers) in the order book within 10 or 50 BPS of mid price. The result is averaged over the stocks in the index and is based on measurements of the order book every 30 seconds. This is quoted in '000s of EUR.

### Best Prices

At touch

Rank	Venue	Best Price (%)	Change
1	XMAD	8.65	-0.32
2	CEUX	2.20	-0.70
3	AQEU	0.80	-0.17
4	TQEX	0.08	-0.12
5	CHIX	0.00	+0.00
6	BATE	0.00	+0.00

Best Prices Trend



25k EUR deal

Rank	Venue	Best Price (%)	Change
1	XMAD	98.51	-0.25
2	CEUX	1.33	-1.45
3	AQEU	0.01	-2.26
4	CHIX	0.00	+0.00
5	BATE	0.00	+0.00
6	TQEX	0.00	+0.00

Best Prices Trend

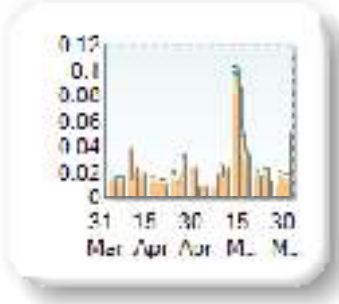


Best Price % measures how often each venue posts an absolute best price (no ties) for stocks. The result is averaged over the stocks in the index and is based on measurements of the order book every 5 seconds.

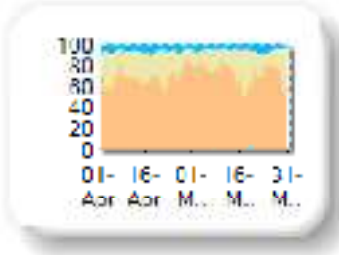
### Market Share

Rank	Venue	Market Share	Change
1	XMAD	71.15%	+0.37
2	CEUX	21.66%	-0.27
3	AQEU	4.10%	-1.29
4	TQEX	2.34%	+0.54
5	BATE	0.46%	+0.38
6	TRQX	0.25%	+0.22
7	CHIX	0.04%	+0.04

Volume Trend



Market Share Trend




Market share is based on on-book value traded during continuous trading. The share is calculated by averaging over all stocks in the index. The current value shown is for last week and the change is relative to the previous week.

### Spreads

At touch

Rank	Venue	Spread (bps)	Change
1	XMAD	16.77	+1.41
2	CEUX	23.62	+2.87
3	AQEU	30.71	-0.06
4	TQEX	94.60	+46.04

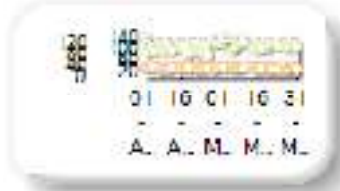
Monthly Spread Trend



25k EUR deal

Rank	Venue	Spread (bps)	Change
1	XMAD	32.50	-1.00
2	CEUX	117.98	+14.49

Monthly Spread Trend




Spreads measure the bid to offer spread of the best visible orders in the book. The result is averaged over the stocks in the index and is based on measurements of the order books every 30 seconds. The value for the spread is quoted in basis points (0.01%).

### Book Depths

10BPS Depth (top of book)

Rank	Venue	Depth (1K EUR)	Change
1	XMAD	10.1	-3.0
2	CEUX	2.4	-0.9
3	AQEU	1.1	-0.4
4	TQEX	0.3	+0.1


Monthly Depth Trend



50BPS Depth (deeper into book)

Rank	Venue	Depth (1K EUR)	Change
1	XMAD	110.6	-35.3
2	CEUX	24.0	-7.0
3	AQEU	16.2	-0.4
4	TQEX	1.8	-6.7

Monthly Depth Trend



Market depth measures the amount of visible liquidity (bids and offers) in the order book within 10 or 50 BPS of mid price. The result is averaged over the stocks in the index and is based on measurements of the order book every 30 seconds. This is quoted in '000s of EUR.

### Best Prices

At touch

Rank	Venue	Best Price (%)	Change
1	XMAD	17.69	+1.20
2	CEUX	3.23	-0.24
3	AQEU	1.16	-0.69
4	TQEX	0.02	-0.12
5	CHIX	0.00	+0.00
6	TRQX	0.00	+0.00
7	BATE	0.00	+0.00

Best Prices Trend



25k EUR deal

Rank	Venue	Best Price (%)	Change
1	XMAD	90.73	-6.61
2	CEUX	7.78	+1.43
3	AQEU	0.73	+0.05
4	CHIX	0.00	+0.00
5	TRQX	0.00	+0.00
6	BATE	0.00	+0.00
7	TQEX	0.00	+0.00

Best Prices Trend

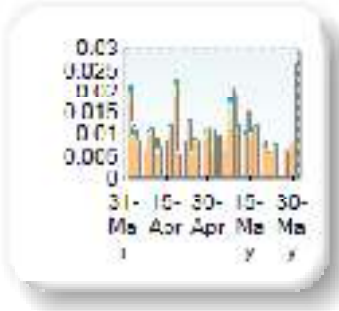


Best Price % measures how often each venue posts an absolute best price (no ties) for stocks. The result is averaged over the stocks in the index and is based on measurements of the order book every 5 seconds.

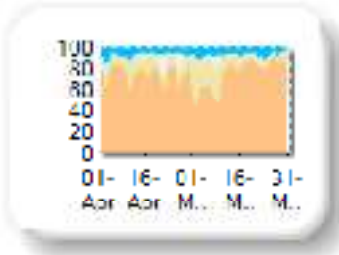
### Market Share

Rank	Venue	Market Share	Change
1	XMAD	73.70%	-2.76
2	CEUX	16.15%	+3.91
3	AQEU	5.72%	-1.18
4	TQEX	4.39%	-0.01
5	BATE	0.04%	+0.04

Volume Trend



Market Share Trend




Market share is based on on-book value traded during continuous trading. The share is calculated by averaging over all stocks in the index. The current value shown is for last week and the change is relative to the previous week.

### Spreads

At touch

Rank	Venue	Spread (bps)	Change
1	XMAD	26.49	-3.71
2	CEUX	38.44	-4.63
3	AQEU	41.88	-7.38
4	TQEX	117.50	+57.75

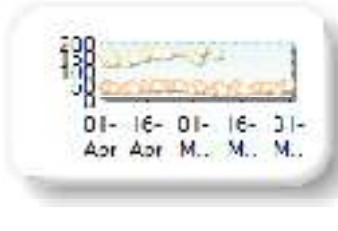
Monthly Spread Trend



25k EUR deal

Rank	Venue	Spread (bps)	Change
1	XMAD	44.98	-4.34
2	CEUX	191.89	+28.87

Monthly Spread Trend




Spreads measure the bid to offer spread of the best visible orders in the book. The result is averaged over the stocks in the index and is based on measurements of the order books every 30 seconds. The value for the spread is quoted in basis points (0.01%).

### Book Depths

10BPS Depth (top of book)

Rank	Venue	Depth (1K EUR)	Change
1	XMAD	9.4	+2.7
2	AQEU	0.8	+0.1
3	CEUX	0.7	+0.1
4	TQEX	0.1	+0.1

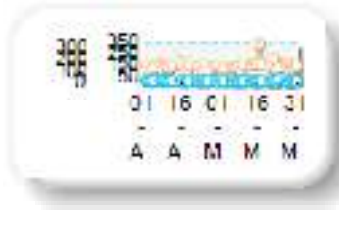
Monthly Depth Trend



50BPS Depth (deeper into book)

Rank	Venue	Depth (1K EUR)	Change
1	XMAD	153.4	+22.4
2	AQEU	9.8	-1.3
3	CEUX	8.6	-3.9
4	TQEX	3.1	-4.9

Monthly Depth Trend




Market depth measures the amount of visible liquidity (bids and offers) in the order book within 10 or 50 BPS of mid price. The result is averaged over the stocks in the index and is based on measurements of the order book every 30 seconds. This is quoted in '000s of EUR.

### Best Prices

At touch

Rank	Venue	Best Price (%)	Change
1	XMAD	13.23	-4.07
2	CEUX	1.49	-0.95
3	AQEU	0.46	-1.71
4	TQEX	0.40	-0.28
5	BATE	0.00	+0.00

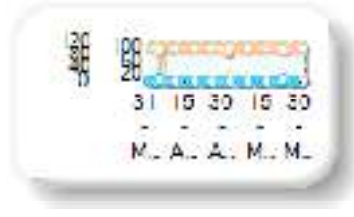
Best Prices Trend



25k EUR deal

Rank	Venue	Best Price (%)	Change
1	XMAD	99.12	-0.68
2	CEUX	0.55	-4.00
3	AQEU	0.23	-0.07
4	BATE	0.00	+0.00
5	TQEX	0.00	0.00

Best Prices Trend

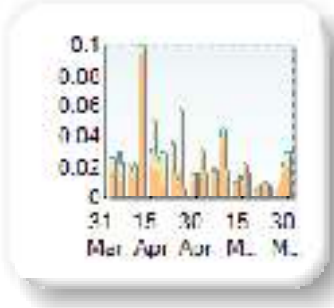


Best Price % measures how often each venue posts an absolute best price (no ties) for stocks. The result is averaged over the stocks in the index and is based on measurements of the order book every 5 seconds.

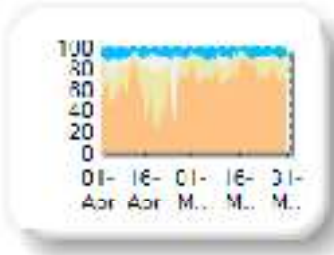
### Market Share

Rank	Venue	Market Share	Change
1	XMAD	<b>77.15%</b>	+17.36
2	CEUX	<b>13.45%</b>	-7.16
3	AQEU	<b>7.12%</b>	+0.23
4	TQEX	<b>2.26%</b>	-10.28
5	BATE	<b>0.02%</b>	-0.15

Volume Trend



Market Share Trend




Market share is based on on-book value traded during continuous trading. The share is calculated by averaging over all stocks in the index. The current value shown is for last week and the change is relative to the previous week.

### Spreads

At touch

Rank	Venue	Spread (bps)	Change
1	XMAD	<b>38.82</b>	+1.69
2	CEUX	<b>45.90</b>	+4.41
3	AQEU	<b>51.03</b>	+4.75
4	TQEX	<b>87.36</b>	+34.14


Monthly Spread Trend



25k EUR deal

Rank	Venue	Spread (bps)	Change
1	XMAD	<b>52.95</b>	+0.24
2	CEUX	<b>134.31</b>	+25.86
3	AQEU	<b>138.80</b>	+26.36

Monthly Spread Trend




Spreads measure the bid to offer spread of the best visible orders in the book. The result is averaged over the stocks in the index and is based on measurements of the order books every 30 seconds. The value for the spread is quoted in basis points (0.01%).

### Book Depths

10BPS Depth (top of book)

Rank	Venue	Depth (1K EUR)	Change
1	XMAD	<b>5.7</b>	-1.1
2	CEUX	<b>1.0</b>	-0.6
3	AQEU	<b>0.9</b>	-0.3
4	TQEX	<b>0.2</b>	-0.1

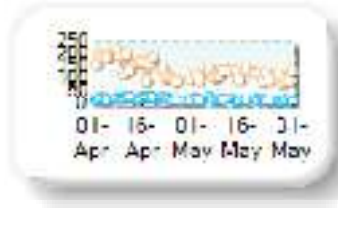
Monthly Depth Trend



50BPS Depth (deeper into book)

Rank	Venue	Depth (1K EUR)	Change
1	XMAD	<b>115.5</b>	-33.5
2	CEUX	<b>15.3</b>	-8.6
3	AQEU	<b>14.6</b>	-6.2
4	TQEX	<b>5.0</b>	-4.8
5	BATE	<b>2.3</b>	-0.1

Monthly Depth Trend



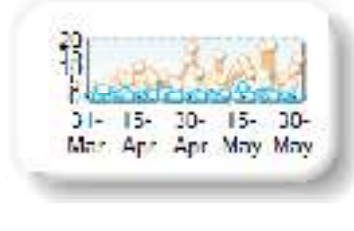
Market depth measures the amount of visible liquidity (bids and offers) in the order book within 10 or 50 BPS of mid price. The result is averaged over the stocks in the index and is based on measurements of the order book every 30 seconds. This is quoted in '000s of EUR.

### Best Prices

At touch

Rank	Venue	Best Price (%)	Change
1	XMAD	<b>8.41</b>	+2.57
2	CEUX	<b>1.66</b>	+0.69
3	AQEU	<b>0.54</b>	+0.10
4	TQEX	<b>0.09</b>	+0.01
5	BATE	<b>0.00</b>	0.00

Best Prices Trend



25k EUR deal

Rank	Venue	Best Price (%)	Change
1	XMAD	<b>97.98</b>	+1.12
2	AQEU	<b>0.96</b>	+0.45
3	CEUX	<b>0.55</b>	-6.44
4	TQEX	<b>0.12</b>	+0.06
5	BATE	<b>0.00</b>	+0.00

Best Prices Trend

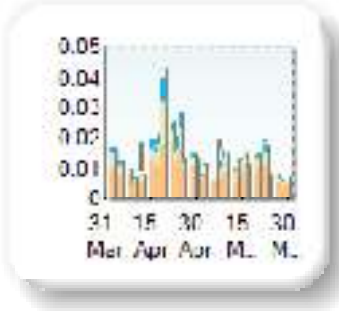


Best Price % measures how often each venue posts an absolute best price (no ties) for stocks. The result is averaged over the stocks in the index and is based on measurements of the order book every 5 seconds.

### Market Share

Rank	Venue	Market Share	Change
1	XMAD	56.94%	-0.47
2	CEUX	27.79%	+3.92
3	AQEU	11.68%	-2.90
4	TQEX	3.59%	-0.41

Volume Trend



Market Share Trend



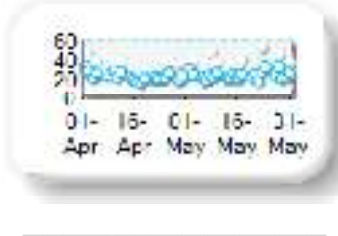
Market share is based on on-book value traded during continuous trading. The share is calculated by averaging over all stocks in the index. The current value shown is for last week and the change is relative to the previous week.

### Spreads

At touch

Rank	Venue	Spread (bps)	Change
1	XMAD	23.43	+0.73
2	AQEU	23.99	+1.38
3	CEUX	26.98	+2.19
4	TQEX	36.69	+1.62


Monthly Spread Trend



25k EUR deal

Rank	Venue	Spread (bps)	Change
1	XMAD	42.14	-0.76
2	AQEU	89.94	-2.43
3	CEUX	129.15	+30.27

Monthly Spread Trend



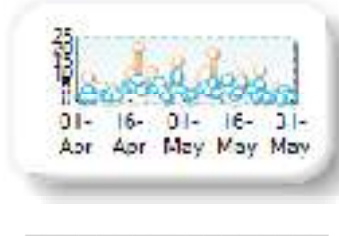
Spreads measure the bid to offer spread of the best visible orders in the book. The result is averaged over the stocks in the index and is based on measurements of the order books every 30 seconds. The value for the spread is quoted in basis points (0.01%).

### Book Depths

10BPS Depth (top of book)

Rank	Venue	Depth (1K EUR)	Change
1	XMAD	5.7	-0.5
2	AQEU	3.4	-0.6
3	CEUX	2.3	+0.0
4	TQEX	0.3	+0.0

Monthly Depth Trend



50BPS Depth (deeper into book)

Rank	Venue	Depth (1K EUR)	Change
1	XMAD	221.4	+30.1
2	AQEU	29.2	-4.2
3	CEUX	25.8	-7.1
4	TQEX	7.3	-7.3

Monthly Depth Trend




Market depth measures the amount of visible liquidity (bids and offers) in the order book within 10 or 50 BPS of mid price. The result is averaged over the stocks in the index and is based on measurements of the order book every 30 seconds. This is quoted in '000s of EUR.

### Best Prices

At touch

Rank	Venue	Best Price (%)	Change
1	XMAD	2.44	+1.27
2	AQEU	1.79	-0.82
3	CEUX	0.27	-0.41
4	TQEX	0.02	-0.03
5	CHIX	0.00	+0.00
6	BATE	0.00	+0.00

Best Prices Trend



25k EUR deal

Rank	Venue	Best Price (%)	Change
1	XMAD	92.57	+3.17
2	AQEU	4.07	-0.59
3	CEUX	2.80	-6.88
4	TQEX	0.03	-0.15
5	CHIX	0.00	+0.00
6	BATE	0.00	+0.00

Best Prices Trend

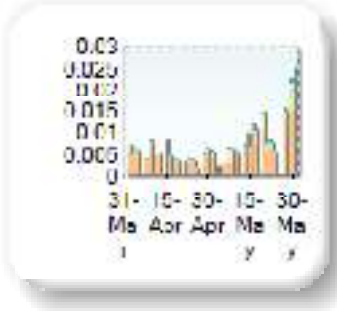


Best Price % measures how often each venue posts an absolute best price (no ties) for stocks. The result is averaged over the stocks in the index and is based on measurements of the order book every 5 seconds.

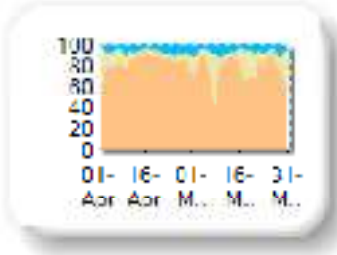
## Market Share

Rank	Venue	Market Share	Change
1	XMAD	<b>77.73%</b>	-5.43
2	CEUX	<b>16.12%</b>	+5.31
3	AQEU	<b>6.06%</b>	+0.04
4	BATE	<b>0.09%</b>	+0.09

Volume Trend



Market Share Trend



Market share is based on on-book value traded during continuous trading. The share is calculated by averaging over all stocks in the index. The current value shown is for last week and the change is relative to the previous week.

## Spreads

At touch

Rank	Venue	Spread (bps)	Change
1	XMAD	<b>42.53</b>	-6.90
2	AQEU	<b>68.00</b>	-12.29
3	CEUX	<b>121.34</b>	+32.20


Monthly Spread Trend



25k EUR deal

Rank	Venue	Spread (bps)	Change
1	XMAD	<b>72.95</b>	-13.90

Monthly Spread Trend



Spreads measure the bid to offer spread of the best visible orders in the book. The result is averaged over the stocks in the index and is based on measurements of the order books every 30 seconds. The value for the spread is quoted in basis points (0.01%).

## Book Depths

10BPS Depth (top of book)

Rank	Venue	Depth (1K EUR)	Change
1	XMAD	<b>1.4</b>	+0.3
2	CEUX	<b>0.0</b>	-0.1
3	AQEU	<b>0.0</b>	+0.0

Monthly Depth Trend



50BPS Depth (deeper into book)

Rank	Venue	Depth (1K EUR)	Change
1	XMAD	<b>55.4</b>	+16.9
2	AQEU	<b>4.8</b>	+0.2
3	CEUX	<b>2.7</b>	-0.7

Monthly Depth Trend



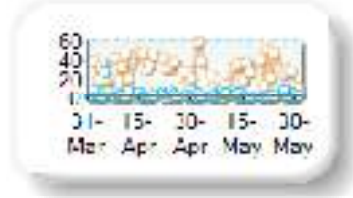
Market depth measures the amount of visible liquidity (bids and offers) in the order book within 10 or 50 BPS of mid price. The result is averaged over the stocks in the index and is based on measurements of the order book every 30 seconds. This is quoted in '000s of EUR.

## Best Prices

At touch

Rank	Venue	Best Price (%)	Change
1	XMAD	<b>27.43</b>	-2.79
2	AQEU	<b>2.31</b>	-2.35
3	CEUX	<b>1.75</b>	-1.51
4	BATE	<b>0.00</b>	+0.00

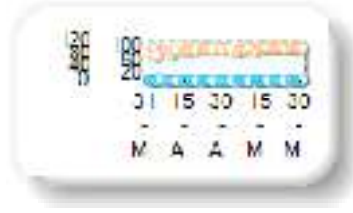
Best Prices Trend



25k EUR deal

Rank	Venue	Best Price (%)	Change
1	XMAD	<b>97.58</b>	+4.97
2	AQEU	<b>0.10</b>	-0.03
3	CEUX	<b>0.03</b>	+0.03
4	BATE	<b>0.00</b>	+0.00

Best Prices Trend

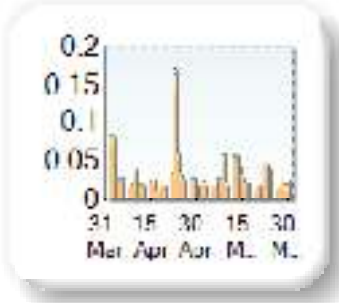


Best Price % measures how often each venue posts an absolute best price (no ties) for stocks. The result is averaged over the stocks in the index and is based on measurements of the order book every 5 seconds.

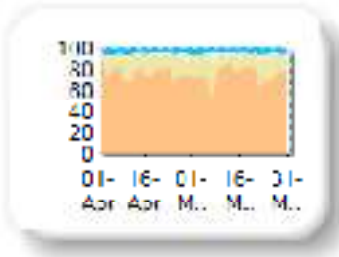
### Market Share

Rank	Venue	Market Share	Change
1	XMAD	77.20%	-1.12
2	CEUX	15.53%	+0.00
3	AQEU	3.66%	-0.03
4	TQEX	3.50%	+1.28
5	BATE	0.07%	-0.14
6	TRQX	0.04%	+0.04

Volume Trend



Market Share Trend



Market share is based on on-book value traded during continuous trading. The share is calculated by averaging over all stocks in the index. The current value shown is for last week and the change is relative to the previous week.

### Spreads

At touch

Rank	Venue	Spread (bps)	Change
1	XMAD	18.26	-1.56
2	CEUX	27.80	+1.87
3	AQEU	47.74	+1.76
4	TQEX	126.46	+76.39


Monthly Spread Trend



25k EUR deal

Rank	Venue	Spread (bps)	Change
1	XMAD	34.05	-2.68
2	CEUX	151.81	+23.54

Monthly Spread Trend




Spreads measure the bid to offer spread of the best visible orders in the book. The result is averaged over the stocks in the index and is based on measurements of the order books every 30 seconds. The value for the spread is quoted in basis points (0.01%).

### Book Depths

10BPS Depth (top of book)

Rank	Venue	Depth (1K EUR)	Change
1	XMAD	12.0	+1.0
2	CEUX	2.2	-0.2
3	AQEU	0.8	-0.2
4	TQEX	0.5	+0.3

Monthly Depth Trend



50BPS Depth (deeper into book)

Rank	Venue	Depth (1K EUR)	Change
1	XMAD	124.5	-13.9
2	CEUX	12.3	-6.5
3	AQEU	10.7	-3.7
4	TQEX	3.0	-5.3

Monthly Depth Trend



Market depth measures the amount of visible liquidity (bids and offers) in the order book within 10 or 50 BPS of mid price. The result is averaged over the stocks in the index and is based on measurements of the order book every 30 seconds. This is quoted in '000s of EUR.

### Best Prices

At touch

Rank	Venue	Best Price (%)	Change
1	XMAD	17.87	-6.83
2	CEUX	2.48	-1.82
3	AQEU	0.70	+0.08
4	TQEX	0.10	-0.02
5	CHIX	0.00	+0.00
6	TRQX	0.00	+0.00
7	BATE	0.00	+0.00

Best Prices Trend



25k EUR deal

Rank	Venue	Best Price (%)	Change
1	XMAD	94.88	-1.01
2	CEUX	4.52	-1.72
3	AQEU	0.28	-1.87
4	CHIX	0.00	+0.00
5	TRQX	0.00	+0.00
6	BATE	0.00	+0.00
7	TQEX	0.00	-0.01

Best Prices Trend



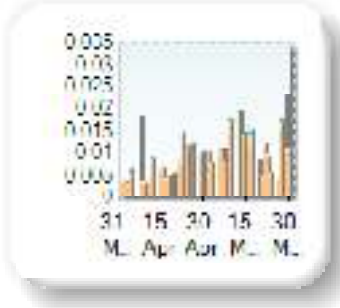
Best Price % measures how often each venue posts an absolute best price (no ties) for stocks. The result is averaged over the stocks in the index and is based on measurements of the order book every 5 seconds.



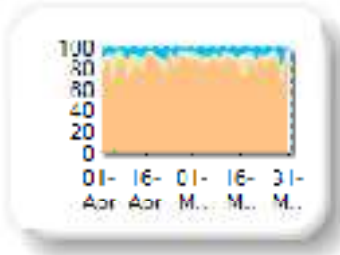
### Market Share

Rank	Venue	Market Share	Change
1	XMAD	<b>83.53%</b>	-2.77
2	CEUX	<b>7.95%</b>	+0.18
3	AQEU	<b>5.71%</b>	+0.94
4	TQEX	<b>2.81%</b>	+1.87
5	BATE	<b>0.00%</b>	-0.21

Volume Trend



Market Share Trend



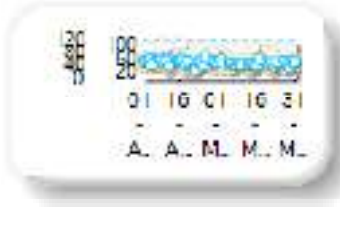
Market share is based on on-book value traded during continuous trading. The share is calculated by averaging over all stocks in the index. The current value shown is for last week and the change is relative to the previous week.

### Spreads

At touch

Rank	Venue	Spread (bps)	Change
1	XMAD	<b>31.76</b>	-3.41
2	AQEU	<b>48.04</b>	-4.80
3	CEUX	<b>61.89</b>	-2.48
4	TQEX	<b>258.51</b>	+156.00

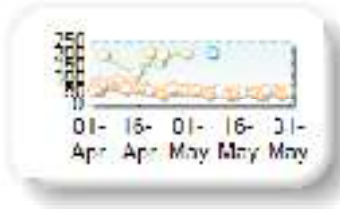
Monthly Spread Trend



25k EUR deal

Rank	Venue	Spread (bps)	Change
1	XMAD	<b>52.63</b>	-17.68
2	AQEU	<b>209.58</b>	n/a
3	CEUX	<b>314.99</b>	+69.99

Monthly Spread Trend



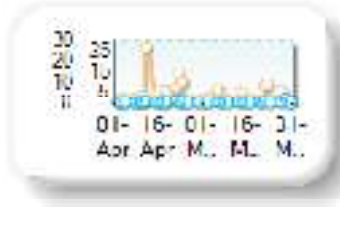
Spreads measure the bid to offer spread of the best visible orders in the book. The result is averaged over the stocks in the index and is based on measurements of the order books every 30 seconds. The value for the spread is quoted in basis points (0.01%).

### Book Depths

10BPS Depth (top of book)

Rank	Venue	Depth (1K EUR)	Change
1	XMAD	<b>2.7</b>	-1.7
2	CEUX	<b>0.3</b>	+0.0
3	AQEU	<b>0.2</b>	0.0
4	TQEX	<b>0.0</b>	0.0

Monthly Depth Trend



50BPS Depth (deeper into book)

Rank	Venue	Depth (1K EUR)	Change
1	XMAD	<b>147.1</b>	+60.4
2	AQEU	<b>13.0</b>	+4.9
3	CEUX	<b>6.2</b>	-3.0
4	TQEX	<b>0.5</b>	-2.6

Monthly Depth Trend



Market depth measures the amount of visible liquidity (bids and offers) in the order book within 10 or 50 BPS of mid price. The result is averaged over the stocks in the index and is based on measurements of the order book every 30 seconds. This is quoted in '000s of EUR.

### Best Prices

At touch

Rank	Venue	Best Price (%)	Change
1	XMAD	<b>22.74</b>	-11.95
2	AQEU	<b>1.33</b>	-2.02
3	CEUX	<b>0.78</b>	-0.64
4	TQEX	<b>0.05</b>	-0.13
5	BATE	<b>0.00</b>	+0.00

Best Prices Trend



25k EUR deal

Rank	Venue	Best Price (%)	Change
1	XMAD	<b>97.57</b>	+1.16
2	CEUX	<b>2.09</b>	-5.72
3	AQEU	<b>0.15</b>	+0.11
4	BATE	<b>0.00</b>	+0.00
5	TQEX	<b>0.00</b>	+0.00

Best Prices Trend

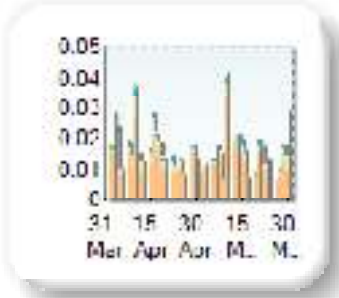


Best Price % measures how often each venue posts an absolute best price (no ties) for stocks. The result is averaged over the stocks in the index and is based on measurements of the order book every 5 seconds.

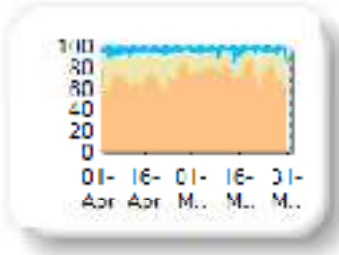
### Market Share

Rank	Venue	Market Share	Change
1	XMAD	74.15%	+4.28
2	CEUX	15.56%	-4.76
3	AQEU	7.00%	+0.24
4	TQEX	3.05%	+0.14
5	BATE	0.24%	+0.10
6	CHIX	0.01%	+0.01

Volume Trend



Market Share Trend



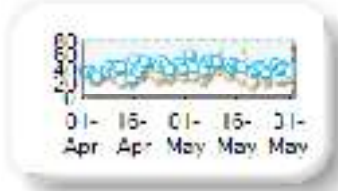
Market share is based on on-book value traded during continuous trading. The share is calculated by averaging over all stocks in the index. The current value shown is for last week and the change is relative to the previous week.

### Spreads

At touch

Rank	Venue	Spread (bps)	Change
1	XMAD	30.99	+0.24
2	CEUX	36.58	+2.01
3	AQEU	44.17	+2.95
4	TQEX	50.99	+4.60

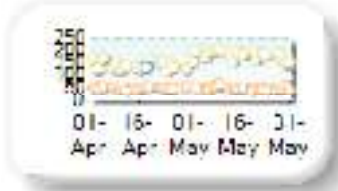
Monthly Spread Trend



25k EUR deal

Rank	Venue	Spread (bps)	Change
1	XMAD	52.57	-1.25
2	CEUX	182.24	+39.28

Monthly Spread Trend



Spreads measure the bid to offer spread of the best visible orders in the book. The result is averaged over the stocks in the index and is based on measurements of the order books every 30 seconds. The value for the spread is quoted in basis points (0.01%).

### Book Depths

10BPS Depth (top of book)

Rank	Venue	Depth (1K EUR)	Change
1	XMAD	6.9	+0.8
2	CEUX	1.2	-0.3
3	AQEU	0.4	-0.3
4	TQEX	0.1	+0.0

Monthly Depth Trend



50BPS Depth (deeper into book)

Rank	Venue	Depth (1K EUR)	Change
1	XMAD	131.0	-18.9
2	AQEU	11.3	-3.3
3	CEUX	10.7	-4.3
4	TQEX	4.0	-3.1

Monthly Depth Trend



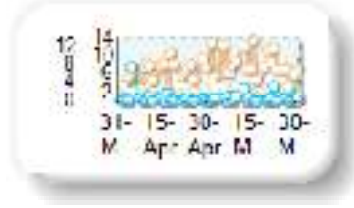
Market depth measures the amount of visible liquidity (bids and offers) in the order book within 10 or 50 BPS of mid price. The result is averaged over the stocks in the index and is based on measurements of the order book every 30 seconds. This is quoted in '000s of EUR.

### Best Prices

At touch

Rank	Venue	Best Price (%)	Change
1	XMAD	8.33	+4.39
2	CEUX	1.86	-0.09
3	AQEU	0.63	-0.05
4	TQEX	0.19	+0.02
5	CHIX	0.00	+0.00
6	BATE	0.00	0.00

Best Prices Trend



25k EUR deal

Rank	Venue	Best Price (%)	Change
1	XMAD	98.92	+0.04
2	CEUX	0.89	-4.55
3	AQEU	0.02	-0.20
4	CHIX	0.00	+0.00
5	BATE	0.00	+0.00
6	TQEX	0.00	+0.00

Best Prices Trend

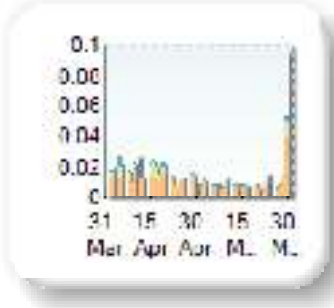


Best Price % measures how often each venue posts an absolute best price (no ties) for stocks. The result is averaged over the stocks in the index and is based on measurements of the order book every 5 seconds.

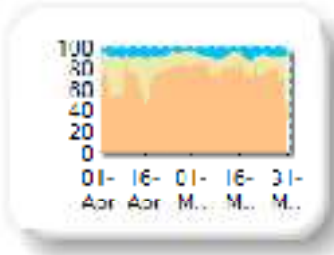
### Market Share

Rank	Venue	Market Share	Change
1	XMAD	64.11%	-6.57
2	CEUX	29.25%	+6.90
3	AQEU	6.63%	-0.27
4	BATE	0.00%	-0.06
5	CHIX	0.00%	+0.00

Volume Trend



Market Share Trend




Market share is based on on-book value traded during continuous trading. The share is calculated by averaging over all stocks in the index. The current value shown is for last week and the change is relative to the previous week.

### Spreads

At touch

Rank	Venue	Spread (bps)	Change
1	XMAD	60.97	+8.93
2	AQEU	87.24	+10.38
3	CEUX	93.41	+21.54

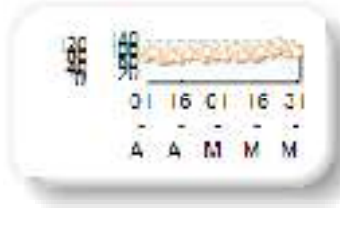
Monthly Spread Trend



25k EUR deal

Rank	Venue	Spread (bps)	Change
1	XMAD	102.03	+8.82

Monthly Spread Trend



Spreads measure the bid to offer spread of the best visible orders in the book. The result is averaged over the stocks in the index and is based on measurements of the order books every 30 seconds. The value for the spread is quoted in basis points (0.01%).

### Book Depths

10BPS Depth (top of book)

Rank	Venue	Depth (1K EUR)	Change
1	XMAD	0.4	-1.2
2	CEUX	0.1	-0.1
3	AQEU	0.0	0.0

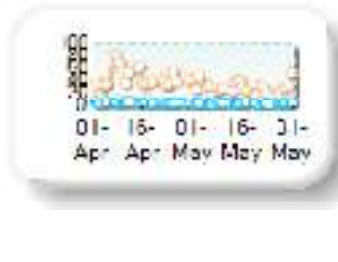
Monthly Depth Trend



50BPS Depth (deeper into book)

Rank	Venue	Depth (1K EUR)	Change
1	XMAD	29.9	-14.3
2	CEUX	3.9	-2.6
3	AQEU	3.5	-1.2

Monthly Depth Trend



Market depth measures the amount of visible liquidity (bids and offers) in the order book within 10 or 50 BPS of mid price. The result is averaged over the stocks in the index and is based on measurements of the order book every 30 seconds. This is quoted in '000s of EUR.

### Best Prices

At touch

Rank	Venue	Best Price (%)	Change
1	XMAD	18.09	-3.18
2	CEUX	4.33	+1.44
3	AQEU	2.11	+0.19
4	CHIX	0.00	+0.00
5	BATE	0.00	+0.00

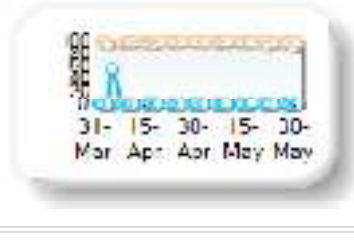
Best Prices Trend



25k EUR deal

Rank	Venue	Best Price (%)	Change
1	XMAD	98.84	-0.36
2	AQEU	0.20	-2.46
3	CEUX	0.06	-0.45
4	CHIX	0.00	+0.00
5	BATE	0.00	+0.00

Best Prices Trend



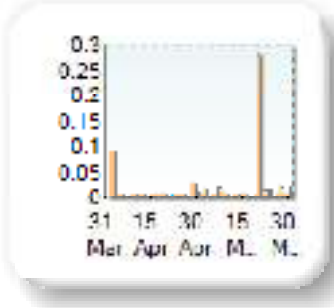
Best Price % measures how often each venue posts an absolute best price (no ties) for stocks. The result is averaged over the stocks in the index and is based on measurements of the order book every 5 seconds.

# Linea Directa Aseguradora SA Cia de Seguros y Rea

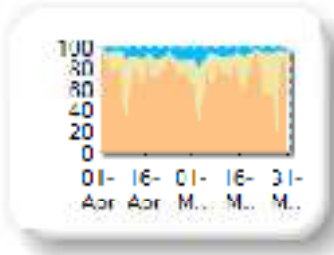
## Market Share

Rank	Venue	Market Share	Change
1	XMAD	85.22%	+1.48
2	CEUX	12.02%	+0.95
3	AQEU	2.44%	-2.53
4	TQEX	0.33%	+0.10
5	BATE	0.00%	+0.00

Volume Trend



Market Share Trend



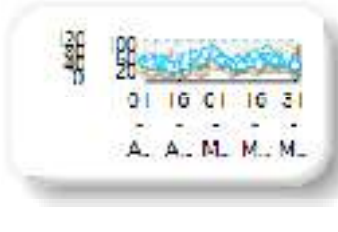
Market share is based on on-book value traded during continuous trading. The share is calculated by averaging over all stocks in the index. The current value shown is for last week and the change is relative to the previous week.

## Spreads

At touch

Rank	Venue	Spread (bps)	Change
1	XMAD	37.59	+4.40
2	AQEU	54.80	-0.71
3	CEUX	66.58	+8.86
4	TQEX	306.33	+162.16


Monthly Spread Trend



25k EUR deal

Rank	Venue	Spread (bps)	Change
1	XMAD	77.59	+5.73
2	CEUX	374.62	+37.58

Monthly Spread Trend



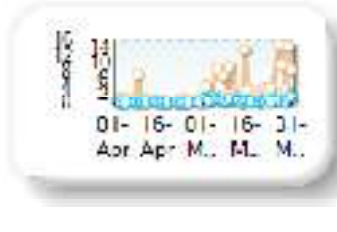
Spreads measure the bid to offer spread of the best visible orders in the book. The result is averaged over the stocks in the index and is based on measurements of the order books every 30 seconds. The value for the spread is quoted in basis points (0.01%).

## Book Depths

10BPS Depth (top of book)

Rank	Venue	Depth (1K EUR)	Change
1	XMAD	5.8	+4.6
2	CEUX	0.7	+0.6
3	AQEU	0.5	+0.4
4	TQEX	0.0	+0.0

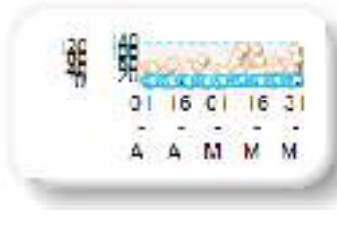
Monthly Depth Trend



50BPS Depth (deeper into book)

Rank	Venue	Depth (1K EUR)	Change
1	XMAD	65.4	+12.3
2	CEUX	5.7	+0.4
3	AQEU	5.4	+0.8
4	TQEX	0.1	-2.1

Monthly Depth Trend



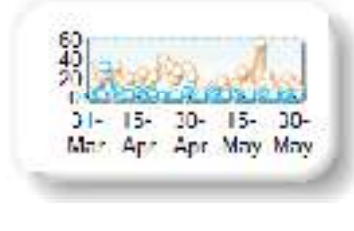
Market depth measures the amount of visible liquidity (bids and offers) in the order book within 10 or 50 BPS of mid price. The result is averaged over the stocks in the index and is based on measurements of the order book every 30 seconds. This is quoted in '000s of EUR.

## Best Prices

At touch

Rank	Venue	Best Price (%)	Change
1	XMAD	13.65	-15.07
2	CEUX	1.87	-3.10
3	AQEU	1.09	-2.95
4	TQEX	0.04	-0.01
5	BATE	0.00	+0.00

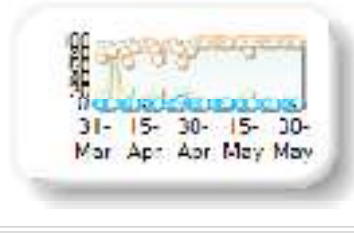
Best Prices Trend



25k EUR deal

Rank	Venue	Best Price (%)	Change
1	XMAD	98.96	+11.79
2	CEUX	0.81	-11.63
3	AQEU	0.06	-0.38
4	BATE	0.00	+0.00
5	TQEX	0.00	+0.00

Best Prices Trend



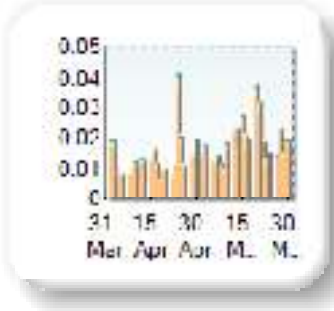
Best Price % measures how often each venue posts an absolute best price (no ties) for stocks. The result is averaged over the stocks in the index and is based on measurements of the order book every 5 seconds.

PHARMA MAR SA PHARMA MAR ORD SHS

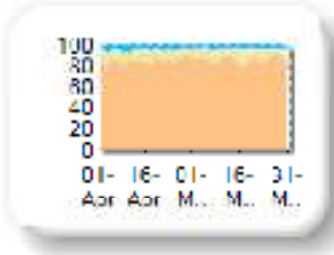
**Market Share**

Rank	Venue	Market Share	Change
1	XMAD	<b>85.86%</b>	+1.20
2	CEUX	<b>9.21%</b>	-0.96
3	TQEX	<b>2.48%</b>	+1.15
4	AQEU	<b>2.45%</b>	-1.38

Volume Trend



Market Share Trend



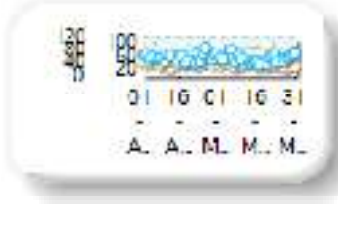
Market share is based on on-book value traded during continuous trading. The share is calculated by averaging over all stocks in the index. The current value shown is for last week and the change is relative to the previous week.

**Spreads**

At touch

Rank	Venue	Spread (bps)	Change
1	XMAD	<b>32.30</b>	-3.22
2	CEUX	<b>51.13</b>	-3.39
3	AQEU	<b>53.91</b>	-4.16
4	TQEX	<b>170.05</b>	+76.82


Monthly Spread Trend



25k EUR deal

Rank	Venue	Spread (bps)	Change
1	XMAD	<b>50.49</b>	-9.30
2	CEUX	<b>80.97</b>	-5.48

Monthly Spread Trend



Spreads measure the bid to offer spread of the best visible orders in the book. The result is averaged over the stocks in the index and is based on measurements of the order books every 30 seconds. The value for the spread is quoted in basis points (0.01%).

**Book Depths**

10BPS Depth (top of book)

Rank	Venue	Depth (1K EUR)	Change
1	XMAD	<b>2.3</b>	+1.8
2	CEUX	<b>0.2</b>	+0.1
3	AQEU	<b>0.1</b>	+0.0
4	TQEX	<b>0.0</b>	+0.0

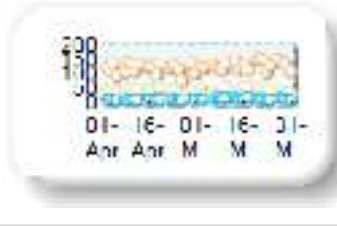
Monthly Depth Trend



50BPS Depth (deeper into book)

Rank	Venue	Depth (1K EUR)	Change
1	XMAD	<b>127.0</b>	+10.1
2	CEUX	<b>40.7</b>	+0.5
3	AQEU	<b>10.0</b>	+2.6
4	TQEX	<b>1.2</b>	-1.6

Monthly Depth Trend



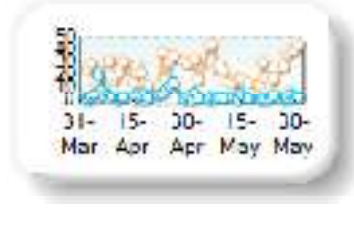
Market depth measures the amount of visible liquidity (bids and offers) in the order book within 10 or 50 BPS of mid price. The result is averaged over the stocks in the index and is based on measurements of the order book every 30 seconds. This is quoted in '000s of EUR.

**Best Prices**

At touch

Rank	Venue	Best Price (%)	Change
1	XMAD	<b>25.49</b>	+9.06
2	CEUX	<b>3.63</b>	-0.03
3	AQEU	<b>1.30</b>	-3.83
4	TQEX	<b>0.50</b>	-0.10

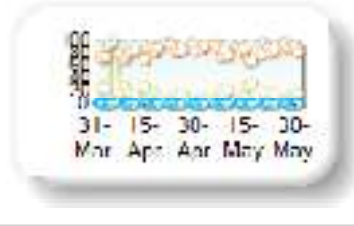
Best Prices Trend



25k EUR deal

Rank	Venue	Best Price (%)	Change
1	XMAD	<b>85.71</b>	+1.12
2	CEUX	<b>13.56</b>	-5.73
3	AQEU	<b>0.03</b>	-0.01
4	TQEX	<b>0.00</b>	+0.00

Best Prices Trend




Best Price % measures how often each venue posts an absolute best price (no ties) for stocks. The result is averaged over the stocks in the index and is based on measurements of the order book every 5 seconds.

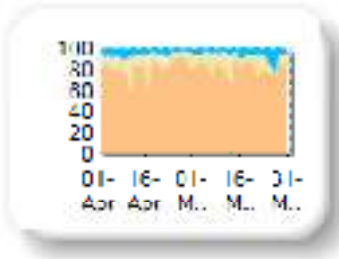
### Market Share

Rank	Venue	Market Share	Change
1	XMAD	82.03%	+1.03
2	CEUX	10.75%	-0.34
3	AQEU	6.02%	-0.14
4	TQEX	0.93%	-0.82
5	BATE	0.26%	+0.26
6	AQXE	0.02%	+0.02

Volume Trend



Market Share Trend



Market share is based on on-book value traded during continuous trading. The share is calculated by averaging over all stocks in the index. The current value shown is for last week and the change is relative to the previous week.

### Spreads

At touch

Rank	Venue	Spread (bps)	Change
1	XMAD	41.91	+7.40
2	AQEU	60.86	+5.13
3	CEUX	85.64	+33.63
4	TQEX	93.65	-7.06


Monthly Spread Trend



25k EUR deal

Rank	Venue	Spread (bps)	Change
1	XMAD	67.58	+5.39

Monthly Spread Trend



Spreads measure the bid to offer spread of the best visible orders in the book. The result is averaged over the stocks in the index and is based on measurements of the order books every 30 seconds. The value for the spread is quoted in basis points (0.01%).

### Book Depths

10BPS Depth (top of book)

Rank	Venue	Depth (1K EUR)	Change
1	XMAD	0.5	-0.2
2	CEUX	0.1	0.0
3	AQEU	0.0	0.0

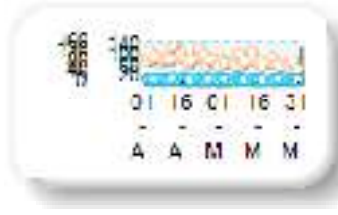
Monthly Depth Trend



50BPS Depth (deeper into book)

Rank	Venue	Depth (1K EUR)	Change
1	XMAD	75.3	-18.7
2	AQEU	6.3	-1.7
3	CEUX	3.7	-3.4
4	TQEX	1.1	-2.4

Monthly Depth Trend



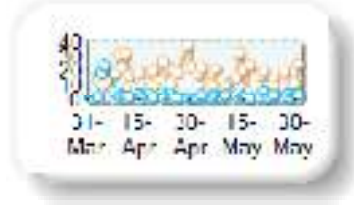
Market depth measures the amount of visible liquidity (bids and offers) in the order book within 10 or 50 BPS of mid price. The result is averaged over the stocks in the index and is based on measurements of the order book every 30 seconds. This is quoted in '000s of EUR.

### Best Prices

At touch

Rank	Venue	Best Price (%)	Change
1	XMAD	14.24	-5.27
2	AQEU	1.57	-2.02
3	CEUX	1.47	-2.50
4	TQEX	0.01	-0.11
5	BATE	0.00	+0.00
6	AQXE	0.00	+0.00

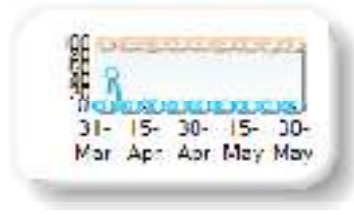
Best Prices Trend



25k EUR deal

Rank	Venue	Best Price (%)	Change
1	XMAD	98.88	-0.73
2	AQEU	0.01	-2.64
3	CEUX	0.01	-0.73
4	BATE	0.00	+0.00
5	AQXE	0.00	+0.00
6	TQEX	0.00	+0.00

Best Prices Trend

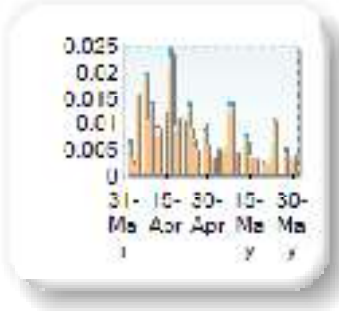


Best Price % measures how often each venue posts an absolute best price (no ties) for stocks. The result is averaged over the stocks in the index and is based on measurements of the order book every 5 seconds.

### Market Share

Rank	Venue	Market Share	Change
1	XMAD	80.86%	-4.98
2	CEUX	10.30%	+3.46
3	AQEU	6.54%	+1.80
4	TQEX	2.30%	-0.29

Volume Trend



Market Share Trend




Market share is based on on-book value traded during continuous trading. The share is calculated by averaging over all stocks in the index. The current value shown is for last week and the change is relative to the previous week.

### Spreads

At touch

Rank	Venue	Spread (bps)	Change
1	XMAD	27.25	-5.52
2	AQEU	46.34	-10.51
3	TQEX	66.40	-45.05
4	CEUX	99.95	+20.40


Monthly Spread Trend



25k EUR deal

Rank	Venue	Spread (bps)	Change
1	XMAD	45.83	-14.63

Monthly Spread Trend



Spreads measure the bid to offer spread of the best visible orders in the book. The result is averaged over the stocks in the index and is based on measurements of the order books every 30 seconds. The value for the spread is quoted in basis points (0.01%).

### Book Depths

10BPS Depth (top of book)

Rank	Venue	Depth (1K EUR)	Change
1	XMAD	3.4	+1.0
2	AQEU	0.4	+0.2
3	TQEX	0.3	+0.0
4	CEUX	0.1	+0.1

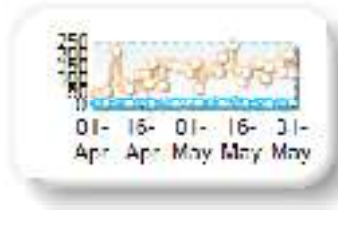
Monthly Depth Trend



50BPS Depth (deeper into book)

Rank	Venue	Depth (1K EUR)	Change
1	XMAD	150.6	+38.7
2	AQEU	8.3	-0.3
3	CEUX	3.8	-1.3
4	TQEX	0.8	-2.2

Monthly Depth Trend



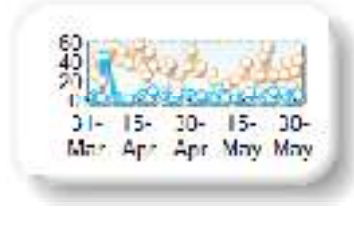
Market depth measures the amount of visible liquidity (bids and offers) in the order book within 10 or 50 BPS of mid price. The result is averaged over the stocks in the index and is based on measurements of the order book every 30 seconds. This is quoted in '000s of EUR.

### Best Prices

At touch

Rank	Venue	Best Price (%)	Change
1	XMAD	26.08	-5.13
2	AQEU	3.20	-2.05
3	CEUX	0.64	-0.26
4	TQEX	0.02	-0.08
5	BATE	0.00	+0.00

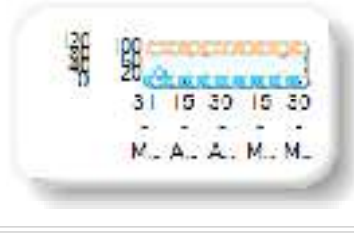
Best Prices Trend



25k EUR deal

Rank	Venue	Best Price (%)	Change
1	XMAD	99.51	+0.23
2	CEUX	0.38	+0.31
3	AQEU	0.01	-1.37
4	BATE	0.00	+0.00
5	TQEX	0.00	+0.00

Best Prices Trend

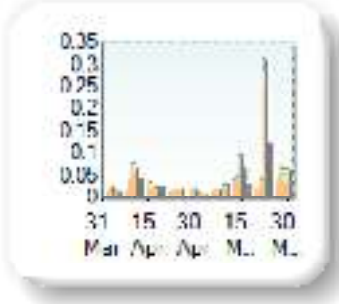


Best Price % measures how often each venue posts an absolute best price (no ties) for stocks. The result is averaged over the stocks in the index and is based on measurements of the order book every 5 seconds.

### Market Share

Rank	Venue	Market Share	Change
1	XMAD	69.74%	-6.75
2	CEUX	21.13%	+6.04
3	TQEX	4.69%	+2.40
4	AQEU	4.37%	-1.69
5	BATE	0.05%	-0.01
6	TRQX	0.01%	+0.01
7	CHIX	0.00%	+0.00

Volume Trend



Market Share Trend



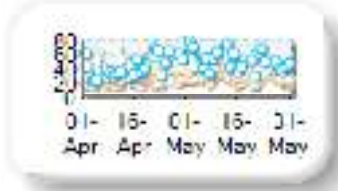
Market share is based on on-book value traded during continuous trading. The share is calculated by averaging over all stocks in the index. The current value shown is for last week and the change is relative to the previous week.

### Spreads

At touch

Rank	Venue	Spread (bps)	Change
1	XMAD	26.18	+5.02
2	CEUX	37.61	+2.88
3	AQEU	51.59	+8.95
4	TQEX	193.07	+116.12

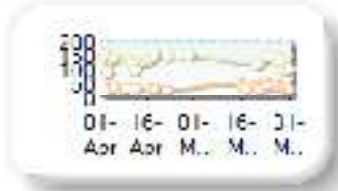
Monthly Spread Trend



25k EUR deal

Rank	Venue	Spread (bps)	Change
1	XMAD	43.54	+7.61
2	CEUX	165.30	+21.14

Monthly Spread Trend



Spreads measure the bid to offer spread of the best visible orders in the book. The result is averaged over the stocks in the index and is based on measurements of the order books every 30 seconds. The value for the spread is quoted in basis points (0.01%).

### Book Depths

10BPS Depth (top of book)

Rank	Venue	Depth (1K EUR)	Change
1	XMAD	6.2	-1.4
2	CEUX	1.5	+0.7
3	AQEU	0.4	-0.2
4	TQEX	0.1	+0.0


Monthly Depth Trend



50BPS Depth (deeper into book)

Rank	Venue	Depth (1K EUR)	Change
1	XMAD	128.9	+25.9
2	CEUX	12.8	-3.2
3	AQEU	9.7	-1.9
4	TQEX	1.4	-4.3

Monthly Depth Trend



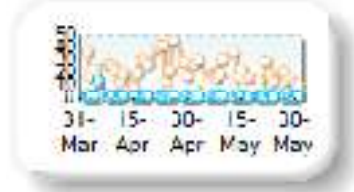
Market depth measures the amount of visible liquidity (bids and offers) in the order book within 10 or 50 BPS of mid price. The result is averaged over the stocks in the index and is based on measurements of the order book every 30 seconds. This is quoted in '000s of EUR.

### Best Prices

At touch

Rank	Venue	Best Price (%)	Change
1	XMAD	19.31	-7.80
2	CEUX	3.36	+1.24
3	AQEU	1.01	-0.72
4	TQEX	0.16	+0.05
5	CHIX	0.00	+0.00
6	TRQX	0.00	+0.00
7	BATE	0.00	+0.00

Best Prices Trend



25k EUR deal

Rank	Venue	Best Price (%)	Change
1	XMAD	88.04	+1.91
2	CEUX	9.02	-6.48
3	AQEU	2.00	-0.18
4	CHIX	0.00	+0.00
5	TRQX	0.00	+0.00
6	BATE	0.00	+0.00
7	TQEX	0.00	0.00

Best Prices Trend



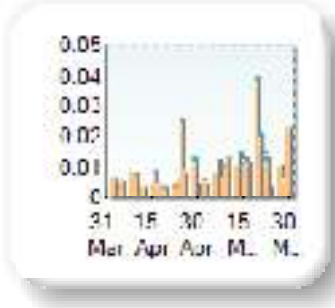
Best Price % measures how often each venue posts an absolute best price (no ties) for stocks. The result is averaged over the stocks in the index and is based on measurements of the order book every 5 seconds.



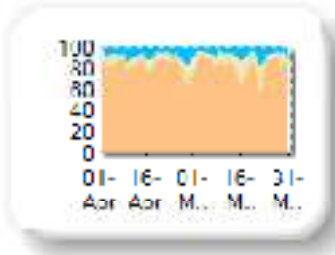
### Market Share

Rank	Venue	Market Share	Change
1	XMAD	<b>82.63%</b>	-1.33
2	CEUX	<b>9.46%</b>	+3.03
3	AQEU	<b>6.16%</b>	-1.63
4	TQEX	<b>1.75%</b>	-0.07
5	BATE	<b>0.00%</b>	+0.00

Volume Trend



Market Share Trend



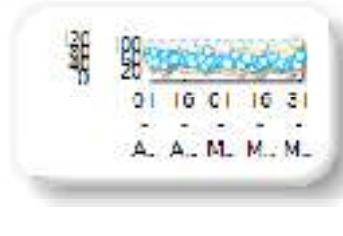
Market share is based on on-book value traded during continuous trading. The share is calculated by averaging over all stocks in the index. The current value shown is for last week and the change is relative to the previous week.

### Spreads

At touch

Rank	Venue	Spread (bps)	Change
1	XMAD	<b>35.58</b>	-8.65
2	AQEU	<b>52.53</b>	-8.23
3	CEUX	<b>95.60</b>	+10.55
4	TQEX	<b>236.37</b>	+116.25


Monthly Spread Trend



25k EUR deal

Rank	Venue	Spread (bps)	Change
1	XMAD	<b>66.88</b>	-13.86

Monthly Spread Trend




Spreads measure the bid to offer spread of the best visible orders in the book. The result is averaged over the stocks in the index and is based on measurements of the order books every 30 seconds. The value for the spread is quoted in basis points (0.01%).

### Book Depths

10BPS Depth (top of book)

Rank	Venue	Depth (1K EUR)	Change
1	XMAD	<b>4.1</b>	+2.6
2	AQEU	<b>0.2</b>	+0.1
3	CEUX	<b>0.1</b>	+0.1
4	TQEX	<b>0.0</b>	+0.0

Monthly Depth Trend



50BPS Depth (deeper into book)

Rank	Venue	Depth (1K EUR)	Change
1	XMAD	<b>91.5</b>	+36.7
2	AQEU	<b>6.8</b>	+0.8
3	CEUX	<b>3.6</b>	-0.2
4	TQEX	<b>0.7</b>	-0.9

Monthly Depth Trend



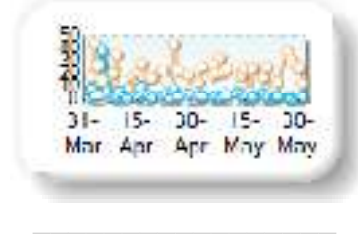
Market depth measures the amount of visible liquidity (bids and offers) in the order book within 10 or 50 BPS of mid price. The result is averaged over the stocks in the index and is based on measurements of the order book every 30 seconds. This is quoted in '000s of EUR.

### Best Prices

At touch

Rank	Venue	Best Price (%)	Change
1	XMAD	<b>20.71</b>	+4.82
2	AQEU	<b>1.76</b>	-2.53
3	CEUX	<b>0.66</b>	-0.87
4	TQEX	<b>0.06</b>	-0.02
5	BATE	<b>0.00</b>	+0.00

Best Prices Trend



25k EUR deal

Rank	Venue	Best Price (%)	Change
1	XMAD	<b>99.64</b>	+0.44
2	CEUX	<b>0.16</b>	-0.90
3	AQEU	<b>0.01</b>	-1.68
4	BATE	<b>0.00</b>	+0.00
5	TQEX	<b>0.00</b>	+0.00

Best Prices Trend



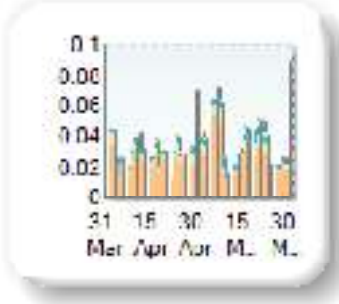
Best Price % measures how often each venue posts an absolute best price (no ties) for stocks. The result is averaged over the stocks in the index and is based on measurements of the order book every 5 seconds.

# VIDRALA SA VIDRALA ORD SHS

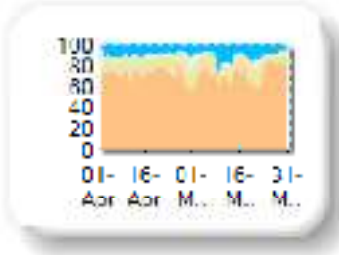
## Market Share

Rank	Venue	Market Share	Change
1	XMAD	<b>72.49%</b>	+1.20
2	CEUX	<b>14.22%</b>	-0.79
3	AQEU	<b>8.53%</b>	+0.13
4	TQEX	<b>4.00%</b>	-0.94
5	TRQX	<b>0.58%</b>	+0.58
6	BATE	<b>0.14%</b>	-0.22
7	CHIX	<b>0.05%</b>	+0.05

Volume Trend



Market Share Trend



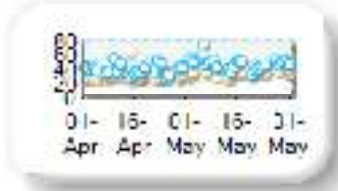
Market share is based on on-book value traded during continuous trading. The share is calculated by averaging over all stocks in the index. The current value shown is for last week and the change is relative to the previous week.

## Spreads

At touch

Rank	Venue	Spread (bps)	Change
1	XMAD	<b>34.77</b>	+7.58
2	CEUX	<b>41.03</b>	+8.25
3	AQEU	<b>47.19</b>	+7.79
4	TQEX	<b>51.38</b>	+3.67

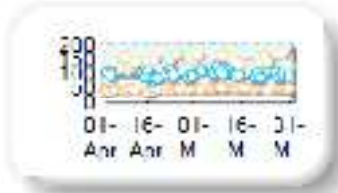
Monthly Spread Trend



25k EUR deal

Rank	Venue	Spread (bps)	Change
1	XMAD	<b>48.54</b>	+7.09
2	AQEU	<b>96.94</b>	+5.07
3	CEUX	<b>142.34</b>	+20.91
4	TQEX	<b>168.02</b>	+66.10

Monthly Spread Trend



Spreads measure the bid to offer spread of the best visible orders in the book. The result is averaged over the stocks in the index and is based on measurements of the order books every 30 seconds. The value for the spread is quoted in basis points (0.01%).

## Book Depths

10BPS Depth (top of book)

Rank	Venue	Depth (1K EUR)	Change
1	XMAD	<b>7.3</b>	+5.8
2	CEUX	<b>1.3</b>	+1.1
3	AQEU	<b>1.1</b>	+0.8
4	TQEX	<b>0.7</b>	+0.6

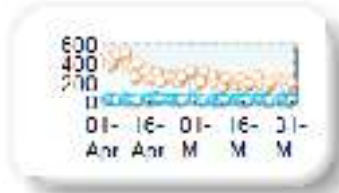
Monthly Depth Trend



50BPS Depth (deeper into book)

Rank	Venue	Depth (1K EUR)	Change
1	XMAD	<b>210.1</b>	-115.6
2	CEUX	<b>25.3</b>	-5.1
3	AQEU	<b>24.7</b>	-2.3
4	TQEX	<b>12.9</b>	-3.5

Monthly Depth Trend



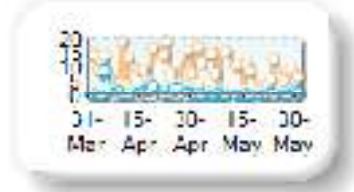
Market depth measures the amount of visible liquidity (bids and offers) in the order book within 10 or 50 BPS of mid price. The result is averaged over the stocks in the index and is based on measurements of the order book every 30 seconds. This is quoted in '000s of EUR.

## Best Prices

At touch

Rank	Venue	Best Price (%)	Change
1	XMAD	<b>8.30</b>	-5.93
2	CEUX	<b>0.98</b>	-1.99
3	AQEU	<b>0.48</b>	-0.95
4	TQEX	<b>0.20</b>	-0.09
5	CHIX	<b>0.00</b>	+0.00
6	TRQX	<b>0.00</b>	+0.00
7	BATE	<b>0.00</b>	+0.00


Best Prices Trend



25k EUR deal

Rank	Venue	Best Price (%)	Change
1	XMAD	<b>93.97</b>	-1.44
2	CEUX	<b>2.35</b>	-3.17
3	AQEU	<b>1.80</b>	-0.93
4	TQEX	<b>0.43</b>	-0.16
5	CHIX	<b>0.00</b>	+0.00
6	TRQX	<b>0.00</b>	+0.00
7	BATE	<b>0.00</b>	+0.00

Best Prices Trend

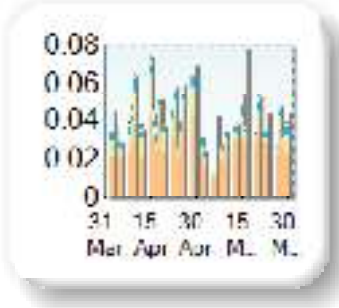


Best Price % measures how often each venue posts an absolute best price (no ties) for stocks. The result is averaged over the stocks in the index and is based on measurements of the order book every 5 seconds.

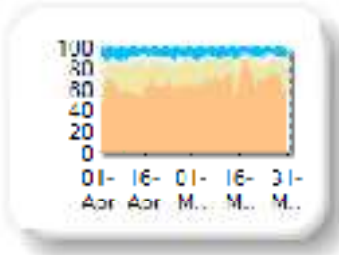
### Market Share

Rank	Venue	Market Share	Change
1	XMAD	71.17%	+8.08
2	CEUX	15.82%	-5.71
3	AQEU	7.66%	-0.36
4	TQEX	5.29%	-1.49
5	BATE	0.06%	-0.51

Volume Trend



Market Share Trend



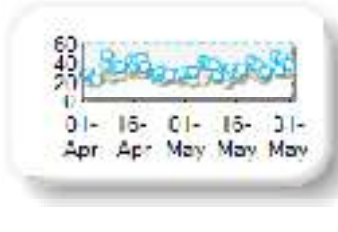
Market share is based on on-book value traded during continuous trading. The share is calculated by averaging over all stocks in the index. The current value shown is for last week and the change is relative to the previous week.

### Spreads

At touch

Rank	Venue	Spread (bps)	Change
1	XMAD	27.92	+0.98
2	CEUX	30.54	+1.65
3	AQEU	35.35	+2.80
4	TQEX	37.93	+0.28

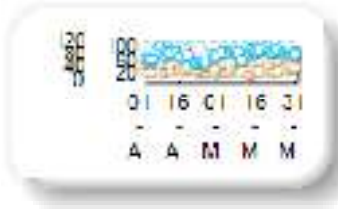
Monthly Spread Trend



25k EUR deal

Rank	Venue	Spread (bps)	Change
1	XMAD	35.89	+0.94
2	CEUX	70.35	+12.86
3	AQEU	89.46	+14.78

Monthly Spread Trend



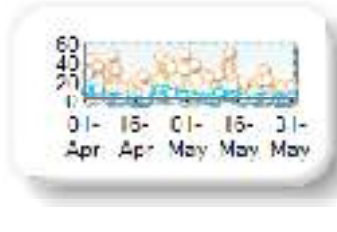
Spreads measure the bid to offer spread of the best visible orders in the book. The result is averaged over the stocks in the index and is based on measurements of the order books every 30 seconds. The value for the spread is quoted in basis points (0.01%).

### Book Depths

10BPS Depth (top of book)

Rank	Venue	Depth (1K EUR)	Change
1	XMAD	20.4	-7.9
2	CEUX	5.5	-4.0
3	AQEU	2.7	-2.5
4	TQEX	1.1	-0.4

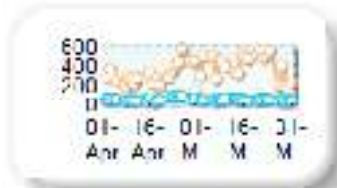
Monthly Depth Trend



50BPS Depth (deeper into book)

Rank	Venue	Depth (1K EUR)	Change
1	XMAD	397.1	+85.2
2	CEUX	54.1	-16.4
3	AQEU	36.4	-10.8
4	TQEX	20.5	-5.7

Monthly Depth Trend



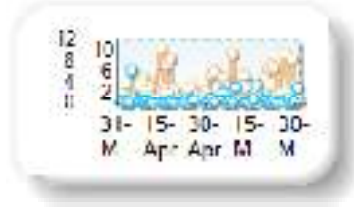
Market depth measures the amount of visible liquidity (bids and offers) in the order book within 10 or 50 BPS of mid price. The result is averaged over the stocks in the index and is based on measurements of the order book every 30 seconds. This is quoted in '000s of EUR.

### Best Prices

At touch

Rank	Venue	Best Price (%)	Change
1	XMAD	4.40	+1.98
2	CEUX	1.06	+0.21
3	AQEU	0.71	-0.02
4	TQEX	0.23	+0.01
5	CHIX	0.00	+0.00
6	BATE	0.00	+0.00

Best Prices Trend



25k EUR deal

Rank	Venue	Best Price (%)	Change
1	XMAD	89.92	+14.73
2	CEUX	5.43	-8.16
3	AQEU	1.37	-2.88
4	TQEX	0.68	-0.13
5	CHIX	0.00	+0.00
6	BATE	0.00	+0.00

Best Prices Trend



Best Price % measures how often each venue posts an absolute best price (no ties) for stocks. The result is averaged over the stocks in the index and is based on measurements of the order book every 5 seconds.