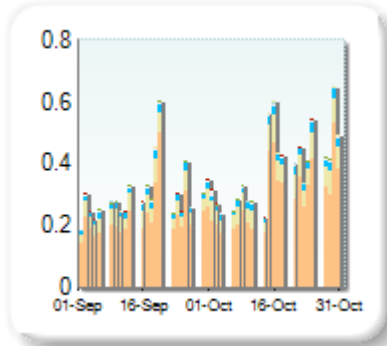


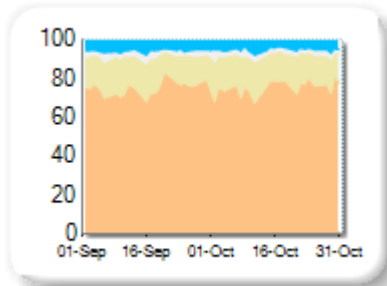
Market Share

Rank	Venue	Market Share	Change
1	XMAD	75.87%	+0.87
2	CEUX	16.22%	-0.06
3	AQEU	5.08%	-0.68
4	TQEX	2.70%	-0.15
5	BATE	0.08%	+0.03
6	TRQX	0.03%	-0.01
7	CHIX	0.02%	0.00
8	AQXE	0.00%	+0.00

Volume Trend



Market Share Trend



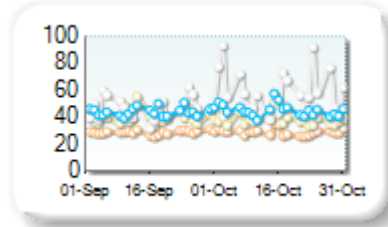
Market share is based on on-book value traded during continuous trading. The share is calculated by averaging over all stocks in the index. The current value shown is for last week and the change is relative to the previous week.

Spreads

At touch

Rank	Venue	Spread (bps)	Change
1	XMAD	29.25	+0.36
2	CEUX	38.35	-1.97
3	AQEU	45.09	+1.14
4	TQEX	59.22	+11.93

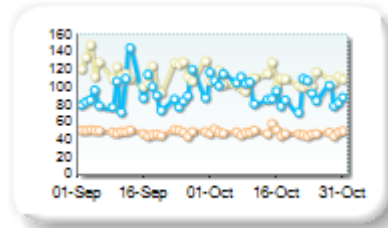
Monthly Spread Trend



25k EUR deal

Rank	Venue	Spread (bps)	Change
1	XMAD	48.69	-0.48
2	AQEU	96.15	+2.89
3	CEUX	108.33	-9.84

Monthly Spread Trend



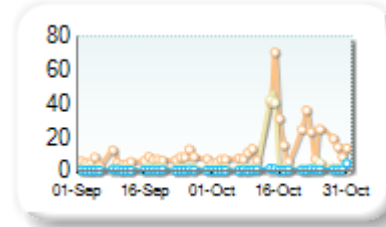
Spreads measure the bid to offer spread of the best visible orders in the book. The result is averaged over the stocks in the index and is based on measurements of the order books every 30 seconds. The value for the spread is quoted in basis points (0.01%).

Book Depths

10BPS Depth (top of book)

Rank	Venue	Depth (1K EUR)	Change
1	XMAD	17.6	+10.6
2	CEUX	5.3	+3.6
3	AQEU	1.0	+0.3
4	TQEX	0.4	+0.0

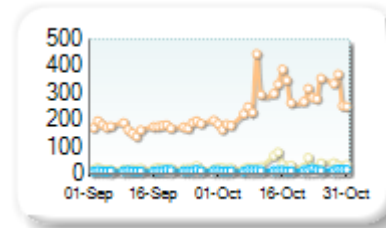
Monthly Depth Trend



50BPS Depth (deeper into book)

Rank	Venue	Depth (1K EUR)	Change
1	XMAD	281.9	+105.3
2	CEUX	33.5	+12.5
3	AQEU	14.6	+1.6
4	TQEX	5.7	-0.7

Monthly Depth Trend



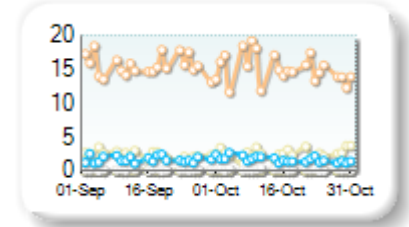
Market depth measures the amount of visible liquidity (bids and offers) in the order book within 10 or 50 BPS of mid price. The result is averaged over the stocks in the index and is based on measurements of the order book every 30 seconds. This is quoted in '000s of EUR.

Best Prices

At touch

Rank	Venue	Best Price (%)	Change
1	XMAD	15.04	-0.38
2	CEUX	2.63	+0.10
3	AQEU	1.71	-0.13
4	TQEX	0.26	+0.01
5	CHIX	0.00	+0.00
6	TRQX	0.00	+0.00
7	BATE	0.00	+0.00
8	AQXE	0.00	+0.00

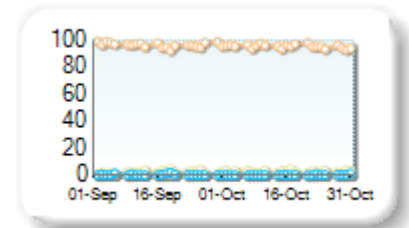
Best Prices Trend



25k EUR deal

Rank	Venue	Best Price (%)	Change
1	XMAD	95.13	-1.09
2	CEUX	2.96	+0.47
3	AQEU	0.30	-0.22
4	TQEX	0.03	-0.05
5	CHIX	0.00	+0.00
6	TRQX	0.00	+0.00
7	BATE	0.00	+0.00
8	AQXE	0.00	+0.00

Best Prices Trend

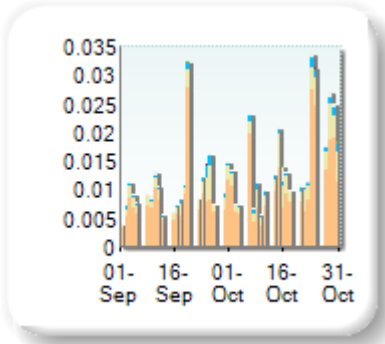


Best Price % measures how often each venue posts an absolute best price (no ties) for stocks. The result is averaged over the stocks in the index and is based on measurements of the order book every 5 seconds.

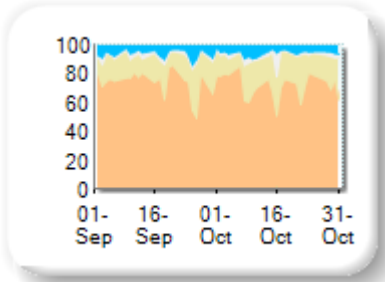
Market Share

Rank	Venue	Market Share	Change
1	XMAD	72.71%	-1.21
2	CEUX	19.32%	+1.85
3	AQEU	4.95%	-1.18
4	TQEX	2.83%	+0.36
5	BATE	0.16%	+0.15
6	TRQX	0.03%	+0.02
7	CHIX	0.01%	+0.01

Volume Trend



Market Share Trend



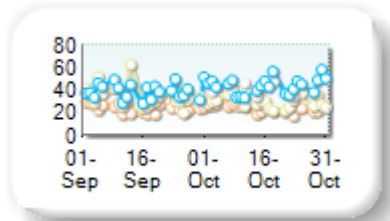
Market share is based on on-book value traded during continuous trading. The share is calculated by averaging over all stocks in the index. The current value shown is for last week and the change is relative to the previous week.

Spreads

At touch

Rank	Venue	Spread (bps)	Change
1	XMAD	23.52	-0.30
2	CEUX	29.77	-4.67
3	TQEX	39.85	n/a
4	AQEU	44.08	+5.62

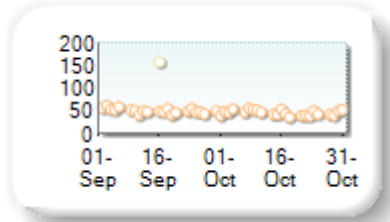
Monthly Spread Trend



25k EUR deal

Rank	Venue	Spread (bps)	Change
1	XMAD	45.63	-4.40

Monthly Spread Trend



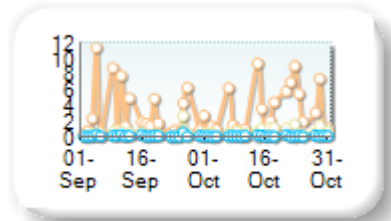
Spreads measure the bid to offer spread of the best visible orders in the book. The result is averaged over the stocks in the index and is based on measurements of the order books every 30 seconds. The value for the spread is quoted in basis points (0.01%).

Book Depths

10BPS Depth (top of book)

Rank	Venue	Depth (1K EUR)	Change
1	XMAD	3.4	+0.3
2	CEUX	0.6	+0.2
3	TQEX	0.1	0.0
4	AQEU	0.1	0.0

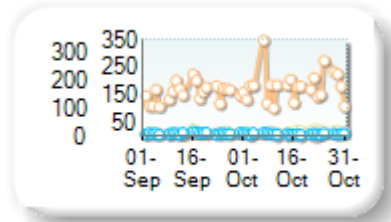
Monthly Depth Trend



50BPS Depth (deeper into book)

Rank	Venue	Depth (1K EUR)	Change
1	XMAD	182.7	+23.1
2	CEUX	17.3	+4.6
3	AQEU	9.6	-1.4
4	TQEX	2.7	+0.4

Monthly Depth Trend



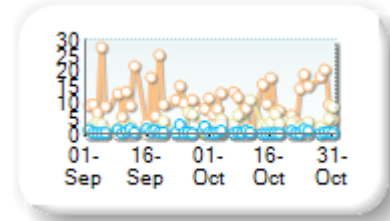
Market depth measures the amount of visible liquidity (bids and offers) in the order book within 10 or 50 BPS of mid price. The result is averaged over the stocks in the index and is based on measurements of the order book every 30 seconds. This is quoted in '000s of EUR.

Best Prices

At touch

Rank	Venue	Best Price (%)	Change
1	XMAD	10.76	+4.33
2	CEUX	3.42	+0.65
3	AQEU	0.33	-0.44
4	TQEX	0.21	+0.26
5	CHIX	0.00	+0.00
6	TRQX	0.00	+0.00
7	BATE	0.00	+0.00

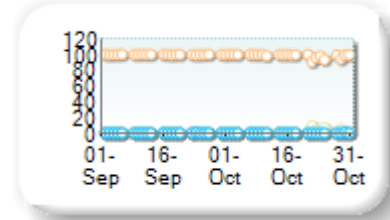
Best Prices Trend



25k EUR deal

Rank	Venue	Best Price (%)	Change
1	XMAD	98.48	-1.38
2	CEUX	1.40	+1.35
3	AQEU	0.04	0.00
4	CHIX	0.00	+0.00
5	TRQX	0.00	+0.00
6	BATE	0.00	+0.00
7	TQEX	0.00	+0.00

Best Prices Trend

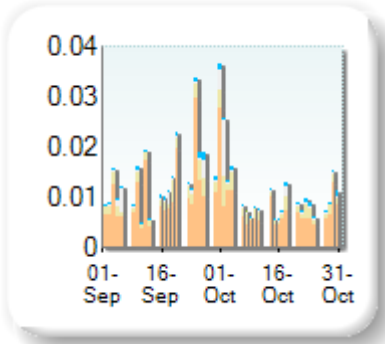


Best Price % measures how often each venue posts an absolute best price (no ties) for stocks. The result is averaged over the stocks in the index and is based on measurements of the order book every 5 seconds.

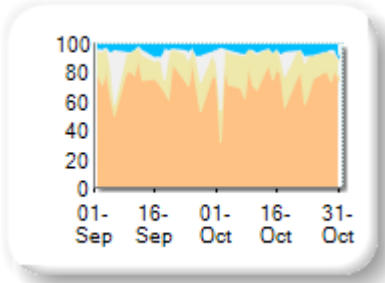
Market Share

Rank	Venue	Market Share	Change
1	XMAD	70.33%	-4.69
2	CEUX	17.39%	+2.19
3	TQEX	8.00%	+2.26
4	AQEU	4.26%	+0.22
5	BATE	0.02%	+0.02

Volume Trend



Market Share Trend



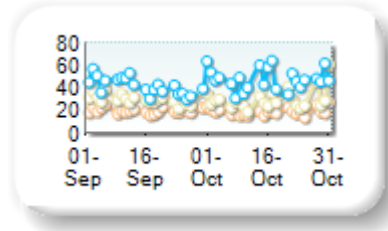
Market share is based on on-book value traded during continuous trading. The share is calculated by averaging over all stocks in the index. The current value shown is for last week and the change is relative to the previous week.

Spreads

At touch

Rank	Venue	Spread (bps)	Change
1	XMAD	18.98	-0.87
2	CEUX	30.02	-0.03
3	AQEU	47.90	+6.09

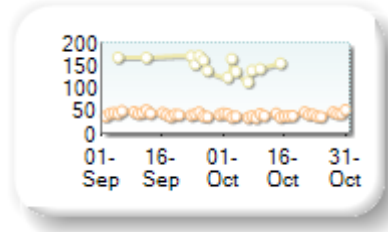
Monthly Spread Trend



25k EUR deal

Rank	Venue	Spread (bps)	Change
1	XMAD	40.74	-2.31
2	CEUX	184.23	+3.23

Monthly Spread Trend



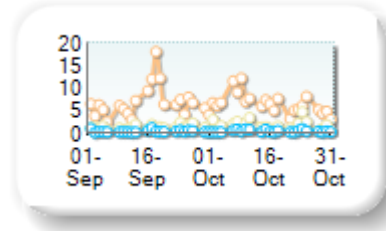
Spreads measure the bid to offer spread of the best visible orders in the book. The result is averaged over the stocks in the index and is based on measurements of the order books every 30 seconds. The value for the spread is quoted in basis points (0.01%).

Book Depths

10BPS Depth (top of book)

Rank	Venue	Depth (1K EUR)	Change
1	XMAD	6.4	-0.5
2	CEUX	1.5	+0.3
3	TQEX	0.6	+0.2
4	AQEU	0.4	+0.0

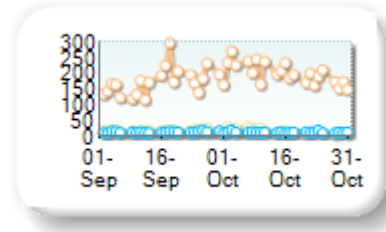
Monthly Depth Trend



50BPS Depth (deeper into book)

Rank	Venue	Depth (1K EUR)	Change
1	XMAD	197.8	+25.1
2	CEUX	14.1	-1.9
3	AQEU	10.1	-0.7
4	TQEX	2.3	+0.7

Monthly Depth Trend



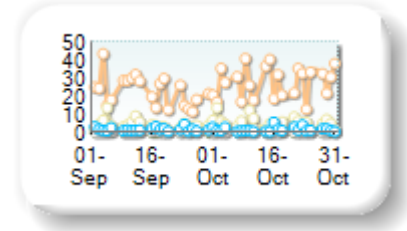
Market depth measures the amount of visible liquidity (bids and offers) in the order book within 10 or 50 BPS of mid price. The result is averaged over the stocks in the index and is based on measurements of the order book every 30 seconds. This is quoted in '000s of EUR.

Best Prices

At touch

Rank	Venue	Best Price (%)	Change
1	XMAD	27.71	+7.68
2	CEUX	5.07	+2.58
3	AQEU	1.20	+0.10
4	TQEX	0.17	-0.13
5	BATE	0.00	+0.00

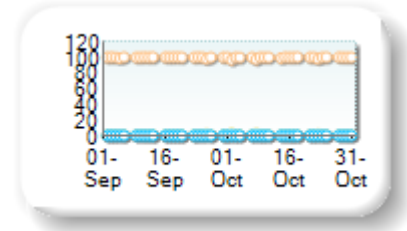
Best Prices Trend



25k EUR deal

Rank	Venue	Best Price (%)	Change
1	XMAD	99.55	-0.25
2	CEUX	0.35	+0.19
3	BATE	0.00	+0.00
4	TQEX	0.00	+0.00
5	AQEU	0.00	+0.00

Best Prices Trend

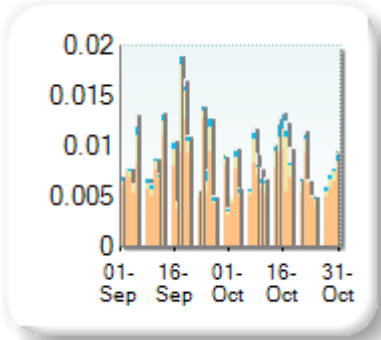


Best Price % measures how often each venue posts an absolute best price (no ties) for stocks. The result is averaged over the stocks in the index and is based on measurements of the order book every 5 seconds.

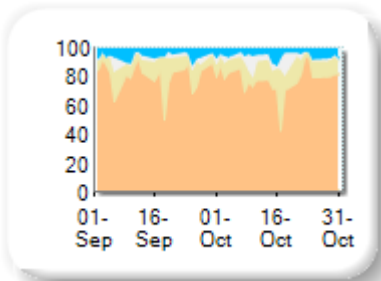
Market Share

Rank	Venue	Market Share	Change
1	XMAD	75.87%	-2.32
2	CEUX	13.92%	-0.45
3	AQEU	5.39%	+0.40
4	TQEX	4.75%	+2.31
5	BATE	0.06%	+0.04
6	TRQX	0.02%	+0.02

Volume Trend



Market Share Trend



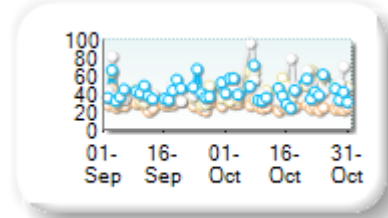
Market share is based on on-book value traded during continuous trading. The share is calculated by averaging over all stocks in the index. The current value shown is for last week and the change is relative to the previous week.

Spreads

At touch

Rank	Venue	Spread (bps)	Change
1	XMAD	26.39	-2.25
2	AQEU	42.72	-0.98
3	CEUX	46.71	+9.61
4	TQEX	60.83	+18.14

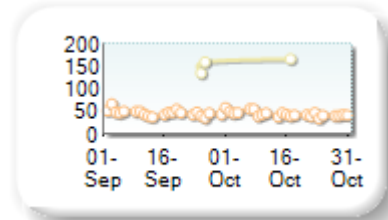
Monthly Spread Trend



25k EUR deal

Rank	Venue	Spread (bps)	Change
1	XMAD	43.98	-2.43
2	CEUX	196.86	-0.17

Monthly Spread Trend



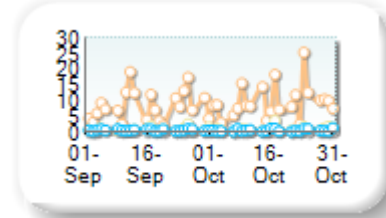
Spreads measure the bid to offer spread of the best visible orders in the book. The result is averaged over the stocks in the index and is based on measurements of the order books every 30 seconds. The value for the spread is quoted in basis points (0.01%).

Book Depths

10BPS Depth (top of book)

Rank	Venue	Depth (1K EUR)	Change
1	XMAD	9.4	+0.9
2	CEUX	0.7	+0.2
3	AQEU	0.4	-0.1
4	TQEX	0.1	-0.1

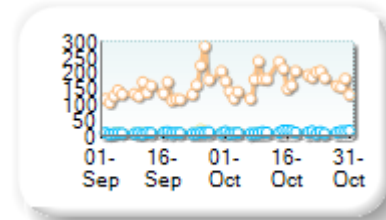
Monthly Depth Trend



50BPS Depth (deeper into book)

Rank	Venue	Depth (1K EUR)	Change
1	XMAD	175.5	+23.6
2	AQEU	10.8	+2.9
3	CEUX	7.1	-1.3
4	TQEX	2.7	-0.1

Monthly Depth Trend



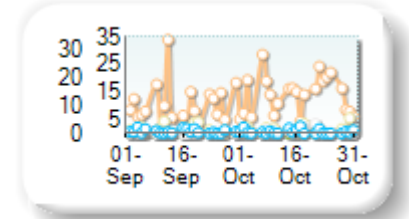
Market depth measures the amount of visible liquidity (bids and offers) in the order book within 10 or 50 BPS of mid price. The result is averaged over the stocks in the index and is based on measurements of the order book every 30 seconds. This is quoted in '000s of EUR.

Best Prices

At touch

Rank	Venue	Best Price (%)	Change
1	XMAD	14.18	+8.00
2	CEUX	1.21	+0.18
3	AQEU	0.67	-0.17
4	TQEX	0.63	+0.55
5	TRQX	0.00	+0.00
6	BATE	0.00	+0.00


Best Prices Trend



25k EUR deal

Rank	Venue	Best Price (%)	Change
1	XMAD	99.92	+0.37
2	CEUX	0.03	-0.34
3	AQEU	0.01	+0.01
4	TQEX	0.00	+0.00
5	TRQX	0.00	+0.00
6	BATE	0.00	+0.00

Best Prices Trend

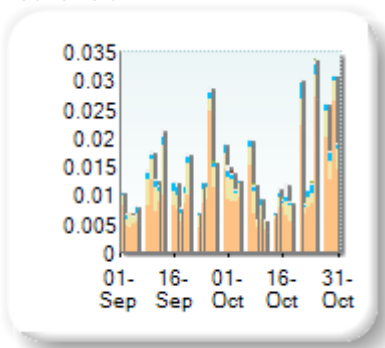


Best Price % measures how often each venue posts an absolute best price (no ties) for stocks. The result is averaged over the stocks in the index and is based on measurements of the order book every 5 seconds.

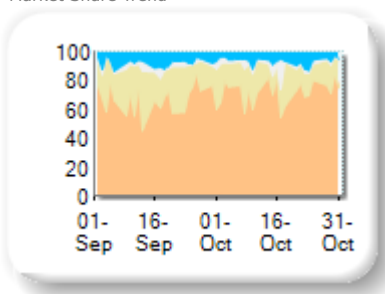
Market Share

Rank	Venue	Market Share	Change
1	XMAD	73.20%	+5.14
2	CEUX	17.18%	-4.53
3	AQEU	6.12%	-0.94
4	TQEX	3.39%	+0.30
5	BATE	0.06%	-0.01
6	CHIX	0.05%	+0.05

Volume Trend



Market Share Trend




Market share is based on on-book value traded during continuous trading. The share is calculated by averaging over all stocks in the index. The current value shown is for last week and the change is relative to the previous week.

Spreads

At touch

Rank	Venue	Spread (bps)	Change
1	XMAD	37.99	+0.30
2	CEUX	41.40	+0.54
3	AQEU	45.64	-0.21
4	TQEX	48.87	+1.18

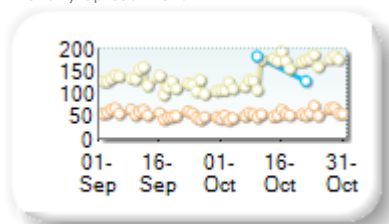
Monthly Spread Trend



25k EUR deal

Rank	Venue	Spread (bps)	Change
1	XMAD	55.11	-0.02
2	AQEU	156.58	n/a
3	CEUX	158.13	+31.24

Monthly Spread Trend



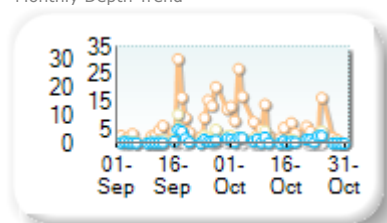
Spreads measure the bid to offer spread of the best visible orders in the book. The result is averaged over the stocks in the index and is based on measurements of the order books every 30 seconds. The value for the spread is quoted in basis points (0.01%).

Book Depths

10BPS Depth (top of book)

Rank	Venue	Depth (1K EUR)	Change
1	XMAD	7.4	-1.3
2	CEUX	1.4	-0.5
3	AQEU	1.0	-0.1
4	TQEX	0.2	0.0

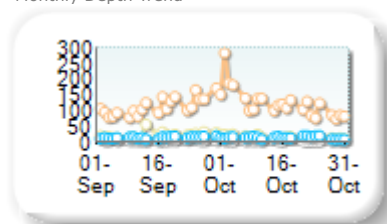
Monthly Depth Trend



50BPS Depth (deeper into book)

Rank	Venue	Depth (1K EUR)	Change
1	XMAD	122.8	+10.6
2	CEUX	15.0	-5.6
3	AQEU	12.7	0.0
4	TQEX	4.4	-0.7

Monthly Depth Trend



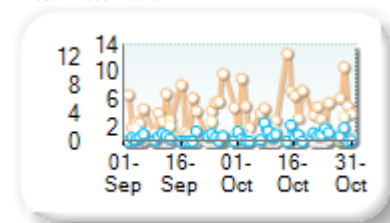
Market depth measures the amount of visible liquidity (bids and offers) in the order book within 10 or 50 BPS of mid price. The result is averaged over the stocks in the index and is based on measurements of the order book every 30 seconds. This is quoted in '000s of EUR.

Best Prices

At touch

Rank	Venue	Best Price (%)	Change
1	XMAD	5.09	-0.69
2	AQEU	0.92	+0.11
3	CEUX	0.72	+0.00
4	TQEX	0.18	+0.09
5	CHIX	0.00	+0.00
6	BATE	0.00	+0.00


Best Prices Trend



25k EUR deal

Rank	Venue	Best Price (%)	Change
1	XMAD	98.92	+2.71
2	CEUX	0.95	-2.00
3	AQEU	0.09	-0.18
4	CHIX	0.00	+0.00
5	BATE	0.00	+0.00
6	TQEX	0.00	+0.00

Best Prices Trend

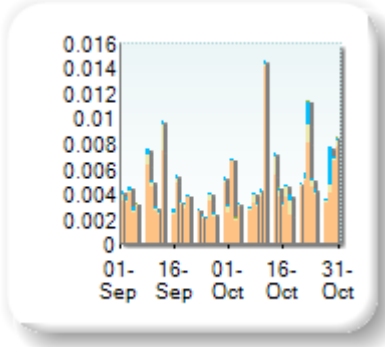


Best Price % measures how often each venue posts an absolute best price (no ties) for stocks. The result is averaged over the stocks in the index and is based on measurements of the order book every 5 seconds.

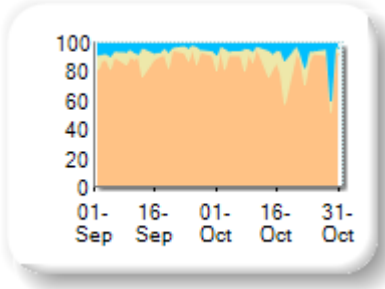
Market Share

Rank	Venue	Market Share	Change
1	XMAD	84.32%	-3.13
2	CEUX	7.98%	+0.48
3	AQEU	7.70%	+2.66
4	BATE	0.00%	+0.00

Volume Trend



Market Share Trend



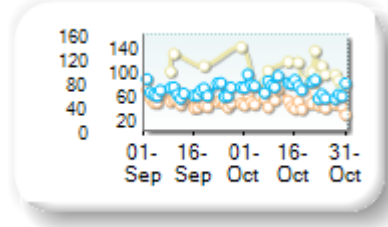
Market share is based on on-book value traded during continuous trading. The share is calculated by averaging over all stocks in the index. The current value shown is for last week and the change is relative to the previous week.

Spreads

At touch

Rank	Venue	Spread (bps)	Change
1	XMAD	48.12	-1.04
2	AQEU	73.92	+6.59
3	CEUX	121.24	-41.20

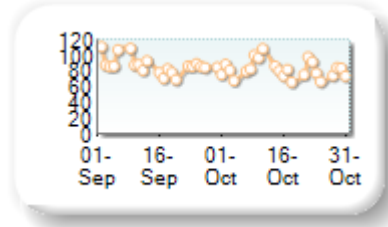
Monthly Spread Trend



25k EUR deal

Rank	Venue	Spread (bps)	Change
1	XMAD	82.22	-4.89

Monthly Spread Trend



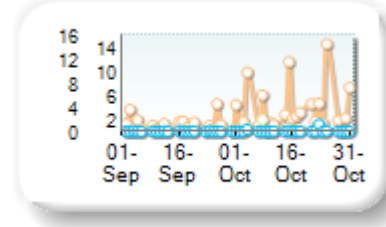
Spreads measure the bid to offer spread of the best visible orders in the book. The result is averaged over the stocks in the index and is based on measurements of the order books every 30 seconds. The value for the spread is quoted in basis points (0.01%).

Book Depths

10BPS Depth (top of book)

Rank	Venue	Depth (1K EUR)	Change
1	XMAD	3.9	+2.6
2	CEUX	0.2	+0.2
3	AQEU	0.1	+0.1

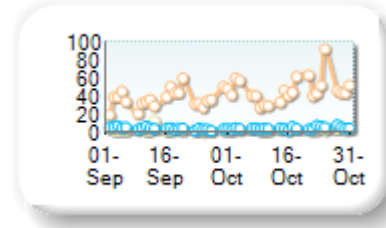
Monthly Depth Trend



50BPS Depth (deeper into book)

Rank	Venue	Depth (1K EUR)	Change
1	XMAD	46.5	+9.9
2	AQEU	3.9	+0.3
3	CEUX	2.4	+0.5

Monthly Depth Trend



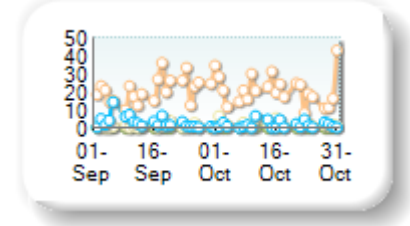
Market depth measures the amount of visible liquidity (bids and offers) in the order book within 10 or 50 BPS of mid price. The result is averaged over the stocks in the index and is based on measurements of the order book every 30 seconds. This is quoted in '000s of EUR.

Best Prices

At touch

Rank	Venue	Best Price (%)	Change
1	XMAD	21.28	+7.08
2	CEUX	1.86	+1.03
3	AQEU	1.59	-2.50
4	BATE	0.00	+0.00

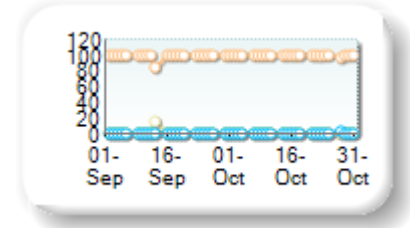
Best Prices Trend



25k EUR deal

Rank	Venue	Best Price (%)	Change
1	XMAD	99.81	+0.58
2	AQEU	0.13	+0.13
3	BATE	0.00	+0.00
4	CEUX	0.00	-0.73

Best Prices Trend

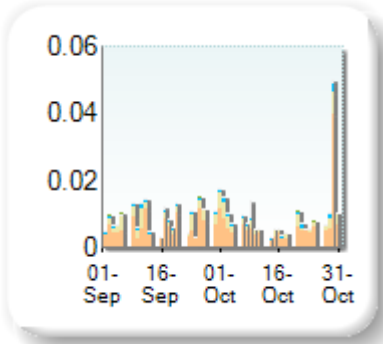


Best Price % measures how often each venue posts an absolute best price (no ties) for stocks. The result is averaged over the stocks in the index and is based on measurements of the order book every 5 seconds.

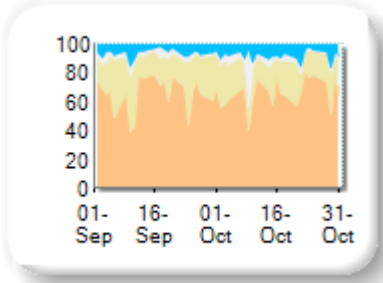
Market Share

Rank	Venue	Market Share	Change
1	XMAD	67.14%	+2.08
2	CEUX	20.43%	-4.79
3	AQEU	6.98%	+1.12
4	TQEX	5.45%	+1.63
5	BATE	0.00%	-0.04

Volume Trend



Market Share Trend




Market share is based on on-book value traded during continuous trading. The share is calculated by averaging over all stocks in the index. The current value shown is for last week and the change is relative to the previous week.

Spreads

At touch

Rank	Venue	Spread (bps)	Change
1	XMAD	22.88	-1.22
2	CEUX	26.30	+0.77
3	AQEU	31.20	+0.83
4	TQEX	34.47	+3.08

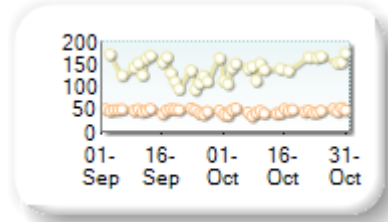
Monthly Spread Trend



25k EUR deal

Rank	Venue	Spread (bps)	Change
1	XMAD	45.10	-2.42
2	CEUX	157.71	+13.19

Monthly Spread Trend



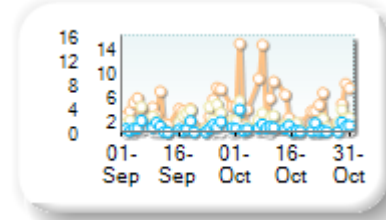
Spreads measure the bid to offer spread of the best visible orders in the book. The result is averaged over the stocks in the index and is based on measurements of the order books every 30 seconds. The value for the spread is quoted in basis points (0.01%).

Book Depths

10BPS Depth (top of book)

Rank	Venue	Depth (1K EUR)	Change
1	XMAD	5.1	+1.2
2	CEUX	1.7	-0.4
3	AQEU	0.8	+0.0
4	TQEX	0.2	+0.1

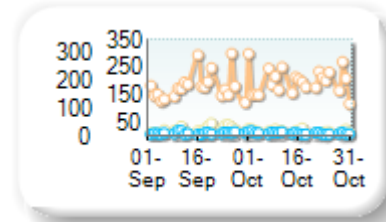
Monthly Depth Trend



50BPS Depth (deeper into book)

Rank	Venue	Depth (1K EUR)	Change
1	XMAD	201.4	+19.4
2	CEUX	18.2	-6.4
3	AQEU	12.1	+0.1
4	TQEX	5.4	-1.3

Monthly Depth Trend



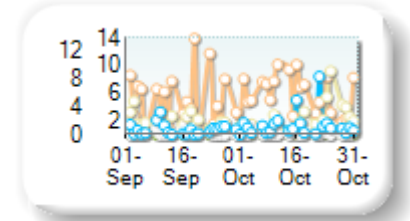
Market depth measures the amount of visible liquidity (bids and offers) in the order book within 10 or 50 BPS of mid price. The result is averaged over the stocks in the index and is based on measurements of the order book every 30 seconds. This is quoted in '000s of EUR.

Best Prices

At touch

Rank	Venue	Best Price (%)	Change
1	XMAD	5.64	-1.87
2	CEUX	2.01	+0.05
3	AQEU	1.38	+0.57
4	TQEX	0.17	+0.10
5	BATE	0.00	+0.00

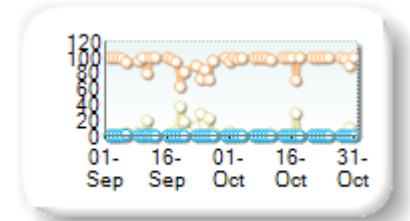
Best Prices Trend



25k EUR deal

Rank	Venue	Best Price (%)	Change
1	XMAD	97.61	+6.30
2	CEUX	2.33	-5.83
3	AQEU	0.01	-0.12
4	BATE	0.00	+0.00
5	TQEX	0.00	+0.00

Best Prices Trend

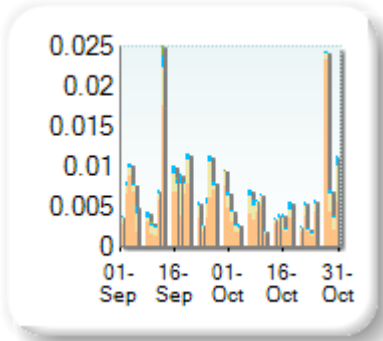


Best Price % measures how often each venue posts an absolute best price (no ties) for stocks. The result is averaged over the stocks in the index and is based on measurements of the order book every 5 seconds.

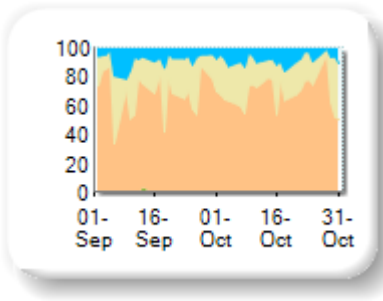
Market Share

Rank	Venue	Market Share	Change
1	XMAD	71.34%	+1.05
2	CEUX	21.57%	+0.11
3	AQEU	7.09%	-0.42

Volume Trend



Market Share Trend



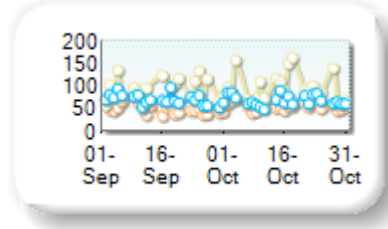
Market share is based on on-book value traded during continuous trading. The share is calculated by averaging over all stocks in the index. The current value shown is for last week and the change is relative to the previous week.

Spreads

At touch

Rank	Venue	Spread (bps)	Change
1	XMAD	53.59	+4.96
2	AQEU	67.73	-2.54
3	CEUX	96.73	-3.90

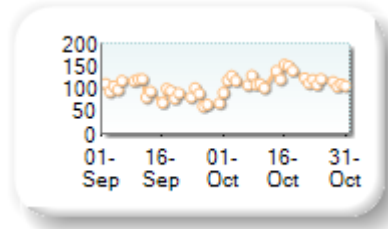
Monthly Spread Trend



25k EUR deal

Rank	Venue	Spread (bps)	Change
1	XMAD	119.87	+26.21

Monthly Spread Trend



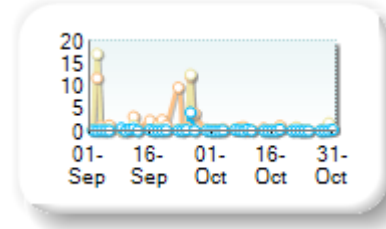
Spreads measure the bid to offer spread of the best visible orders in the book. The result is averaged over the stocks in the index and is based on measurements of the order books every 30 seconds. The value for the spread is quoted in basis points (0.01%).

Book Depths

10BPS Depth (top of book)

Rank	Venue	Depth (1K EUR)	Change
1	XMAD	0.3	-2.2
2	CEUX	0.3	-1.4
3	AQEU	0.1	-0.2

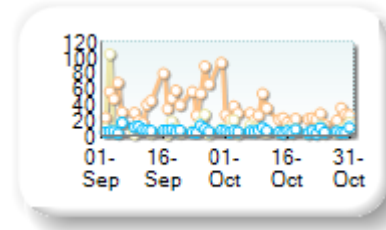
Monthly Depth Trend



50BPS Depth (deeper into book)

Rank	Venue	Depth (1K EUR)	Change
1	XMAD	25.5	-22.7
2	CEUX	7.4	-5.2
3	AQEU	5.6	-1.6

Monthly Depth Trend



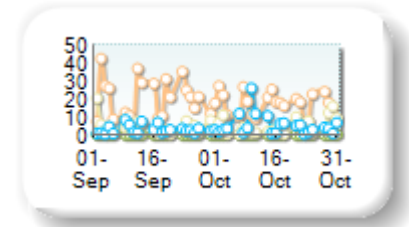
Market depth measures the amount of visible liquidity (bids and offers) in the order book within 10 or 50 BPS of mid price. The result is averaged over the stocks in the index and is based on measurements of the order book every 30 seconds. This is quoted in '000s of EUR.

Best Prices

At touch

Rank	Venue	Best Price (%)	Change
1	XMAD	17.00	-6.15
2	AQEU	5.18	+0.95
3	CEUX	4.53	-0.75
4	BATE	0.00	+0.00

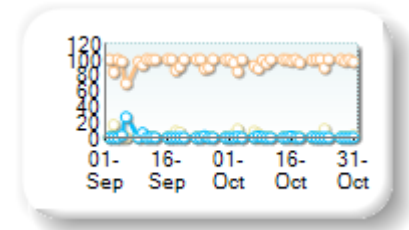
Best Prices Trend



25k EUR deal

Rank	Venue	Best Price (%)	Change
1	XMAD	96.95	+2.10
2	CEUX	1.92	+0.32
3	AQEU	0.22	-1.56
4	BATE	0.00	+0.00

Best Prices Trend

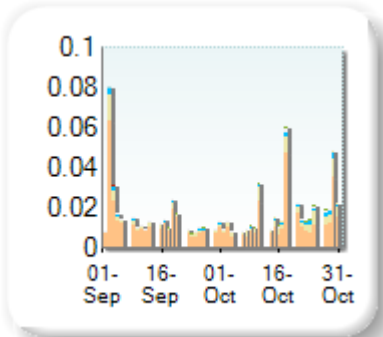


Best Price % measures how often each venue posts an absolute best price (no ties) for stocks. The result is averaged over the stocks in the index and is based on measurements of the order book every 5 seconds.

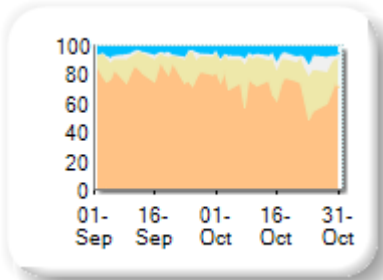
Market Share

Rank	Venue	Market Share	Change
1	XMAD	70.55%	-9.02
2	CEUX	19.25%	+5.58
3	AQEU	5.61%	+1.17
4	TQEX	4.27%	+2.35
5	BATE	0.19%	+0.18
6	TRQX	0.07%	-0.30
7	AQXE	0.04%	+0.04
8	CHIX	0.03%	+0.00

Volume Trend



Market Share Trend



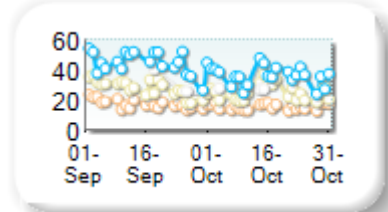
Market share is based on on-book value traded during continuous trading. The share is calculated by averaging over all stocks in the index. The current value shown is for last week and the change is relative to the previous week.

Spreads

At touch

Rank	Venue	Spread (bps)	Change
1	XMAD	15.67	-1.89
2	CEUX	25.06	-3.18
3	TQEX	28.04	-5.20
4	AQEU	36.40	-10.09

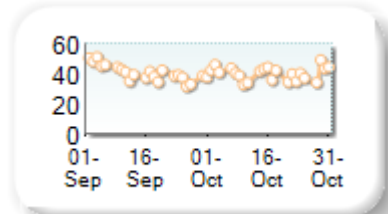
Monthly Spread Trend



25k EUR deal

Rank	Venue	Spread (bps)	Change
1	XMAD	40.28	-0.71
2	CEUX	219.85	-7.56

Monthly Spread Trend



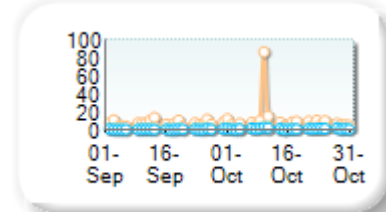
Spreads measure the bid to offer spread of the best visible orders in the book. The result is averaged over the stocks in the index and is based on measurements of the order books every 30 seconds. The value for the spread is quoted in basis points (0.01%).

Book Depths

10BPS Depth (top of book)

Rank	Venue	Depth (1K EUR)	Change
1	XMAD	10.9	+3.7
2	CEUX	1.6	+0.6
3	AQEU	0.9	+0.6
4	TQEX	0.5	+0.2

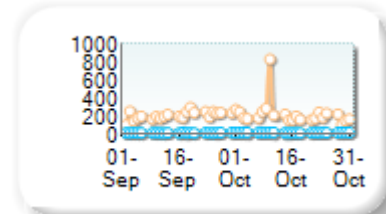
Monthly Depth Trend



50BPS Depth (deeper into book)

Rank	Venue	Depth (1K EUR)	Change
1	XMAD	220.1	+15.0
2	AQEU	11.3	+2.3
3	CEUX	9.3	+1.9
4	TQEX	2.2	+0.1

Monthly Depth Trend



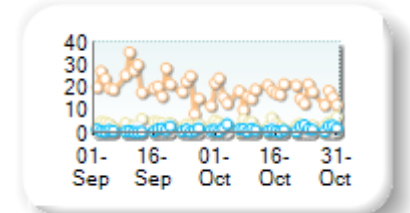
Market depth measures the amount of visible liquidity (bids and offers) in the order book within 10 or 50 BPS of mid price. The result is averaged over the stocks in the index and is based on measurements of the order book every 30 seconds. This is quoted in '000s of EUR.

Best Prices

At touch

Rank	Venue	Best Price (%)	Change
1	XMAD	17.16	-1.77
2	CEUX	3.59	-0.28
3	AQEU	1.39	+0.97
4	TQEX	0.40	+0.19
5	CHIX	0.00	+0.00
6	TRQX	0.00	+0.00
7	BATE	0.00	+0.00
8	AQXE	0.00	+0.00

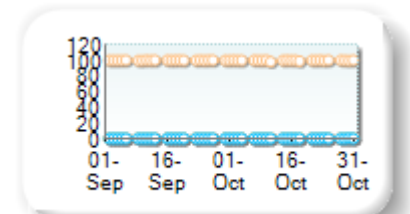
Best Prices Trend



25k EUR deal

Rank	Venue	Best Price (%)	Change
1	XMAD	99.80	-0.13
2	CEUX	0.08	+0.05
3	AQEU	0.03	+0.03
4	CHIX	0.00	+0.00
5	TRQX	0.00	+0.00
6	BATE	0.00	+0.00
7	AQXE	0.00	+0.00
8	TQEX	0.00	+0.00

Best Prices Trend

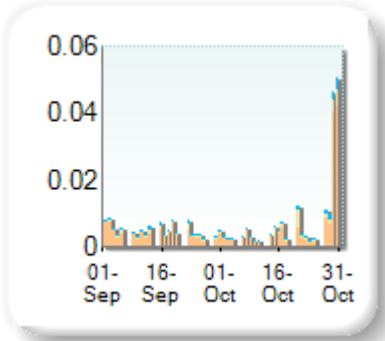


Best Price % measures how often each venue posts an absolute best price (no ties) for stocks. The result is averaged over the stocks in the index and is based on measurements of the order book every 5 seconds.

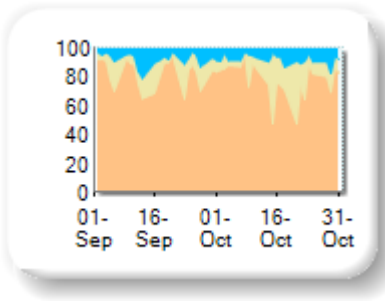
Market Share

Rank	Venue	Market Share	Change
1	XMAD	78.92%	-3.46
2	CEUX	13.39%	+3.47
3	AQEU	7.70%	-0.01

Volume Trend



Market Share Trend



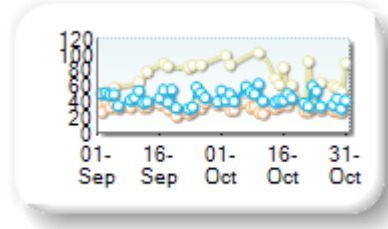
Market share is based on on-book value traded during continuous trading. The share is calculated by averaging over all stocks in the index. The current value shown is for last week and the change is relative to the previous week.

Spreads

At touch

Rank	Venue	Spread (bps)	Change
1	XMAD	31.95	-1.60
2	AQEU	44.75	+0.49
3	CEUX	93.74	-31.97

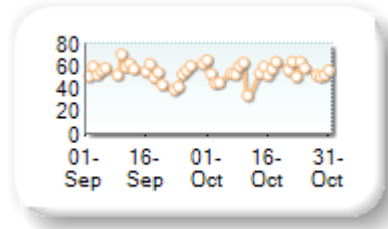
Monthly Spread Trend



25k EUR deal

Rank	Venue	Spread (bps)	Change
1	XMAD	55.27	-0.18

Monthly Spread Trend



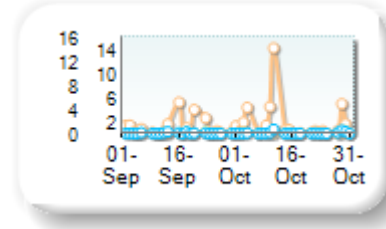
Spreads measure the bid to offer spread of the best visible orders in the book. The result is averaged over the stocks in the index and is based on measurements of the order books every 30 seconds. The value for the spread is quoted in basis points (0.01%).

Book Depths

10BPS Depth (top of book)

Rank	Venue	Depth (1K EUR)	Change
1	XMAD	1.8	+0.7
2	AQEU	0.2	+0.0
3	CEUX	0.1	+0.0

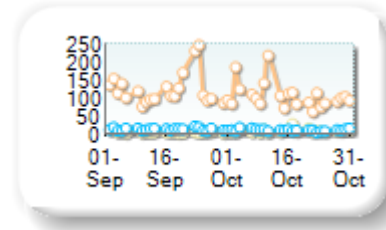
Monthly Depth Trend



50BPS Depth (deeper into book)

Rank	Venue	Depth (1K EUR)	Change
1	XMAD	105.7	-19.1
2	AQEU	10.1	-2.3
3	CEUX	6.8	+4.2

Monthly Depth Trend



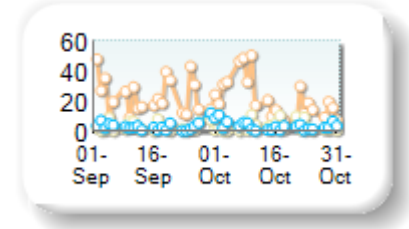
Market depth measures the amount of visible liquidity (bids and offers) in the order book within 10 or 50 BPS of mid price. The result is averaged over the stocks in the index and is based on measurements of the order book every 30 seconds. This is quoted in '000s of EUR.

Best Prices

At touch

Rank	Venue	Best Price (%)	Change
1	XMAD	21.35	+0.85
2	AQEU	3.13	+0.69
3	CEUX	3.09	-0.21

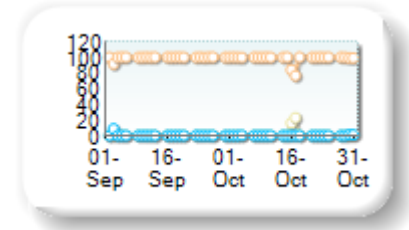
Best Prices Trend



25k EUR deal

Rank	Venue	Best Price (%)	Change
1	XMAD	98.15	-1.39
2	CEUX	1.68	+1.67
3	AQEU	0.09	-0.32

Best Prices Trend

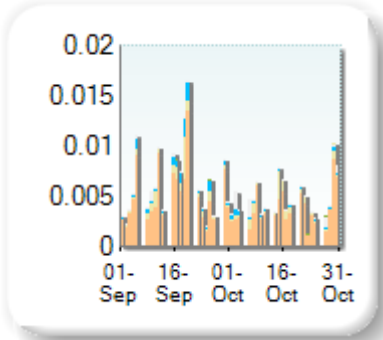


Best Price % measures how often each venue posts an absolute best price (no ties) for stocks. The result is averaged over the stocks in the index and is based on measurements of the order book every 5 seconds.

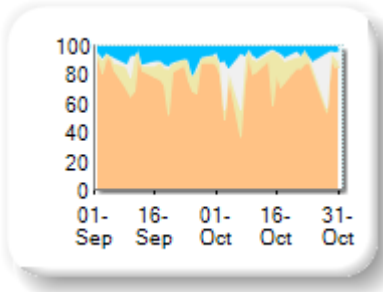
Market Share

Rank	Venue	Market Share	Change
1	XMAD	77.34%	-0.68
2	CEUX	10.71%	+0.01
3	TQEX	6.87%	+4.61
4	AQEU	5.07%	-3.94
5	AQXE	0.01%	+0.01
6	BATE	0.00%	-0.01

Volume Trend



Market Share Trend



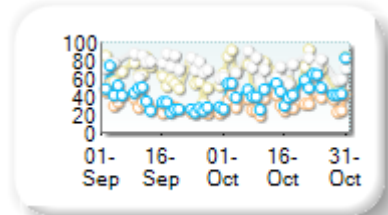
Market share is based on on-book value traded during continuous trading. The share is calculated by averaging over all stocks in the index. The current value shown is for last week and the change is relative to the previous week.

Spreads

At touch

Rank	Venue	Spread (bps)	Change
1	XMAD	32.76	+2.58
2	AQEU	47.55	+11.05
3	CEUX	67.25	+2.49
4	TQEX	87.11	+2.18

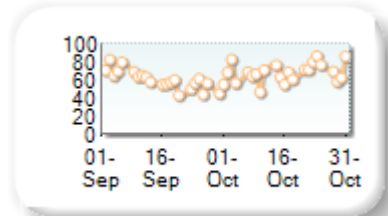
Monthly Spread Trend



25k EUR deal

Rank	Venue	Spread (bps)	Change
1	XMAD	68.15	+7.65
2	CEUX	255.64	n/a

Monthly Spread Trend



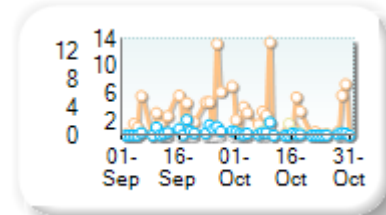
Spreads measure the bid to offer spread of the best visible orders in the book. The result is averaged over the stocks in the index and is based on measurements of the order books every 30 seconds. The value for the spread is quoted in basis points (0.01%).

Book Depths

10BPS Depth (top of book)

Rank	Venue	Depth (1K EUR)	Change
1	XMAD	2.6	-0.7
2	CEUX	0.4	+0.1
3	AQEU	0.3	-0.3
4	TQEX	0.1	0.0

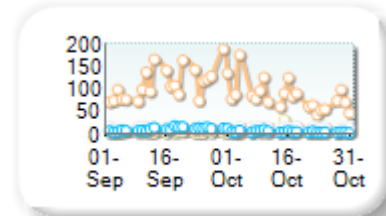
Monthly Depth Trend



50BPS Depth (deeper into book)

Rank	Venue	Depth (1K EUR)	Change
1	XMAD	84.3	-27.2
2	TQEX	13.0	-1.7
3	AQEU	4.8	-5.2
4	CEUX	4.0	+0.9

Monthly Depth Trend



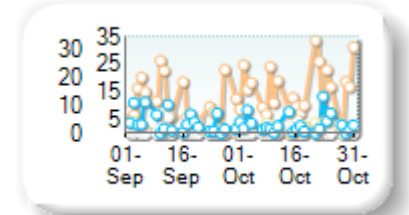
Market depth measures the amount of visible liquidity (bids and offers) in the order book within 10 or 50 BPS of mid price. The result is averaged over the stocks in the index and is based on measurements of the order book every 30 seconds. This is quoted in '000s of EUR.

Best Prices

At touch

Rank	Venue	Best Price (%)	Change
1	XMAD	15.83	+6.76
2	AQEU	3.25	-2.48
3	CEUX	1.78	-0.51
4	TQEX	0.42	-0.30
5	BATE	0.00	+0.00
6	AQXE	0.00	+0.00

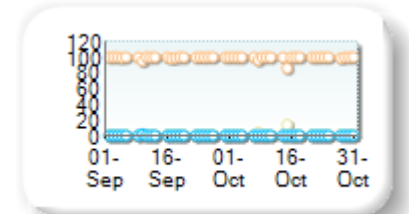
Best Prices Trend



25k EUR deal

Rank	Venue	Best Price (%)	Change
1	XMAD	99.13	-0.47
2	CEUX	0.83	+0.72
3	BATE	0.00	+0.00
4	AQXE	0.00	+0.00
5	TQEX	0.00	-0.20
6	AQEU	0.00	-0.06

Best Prices Trend

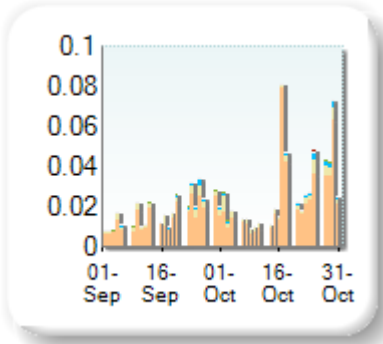


Best Price % measures how often each venue posts an absolute best price (no ties) for stocks. The result is averaged over the stocks in the index and is based on measurements of the order book every 5 seconds.

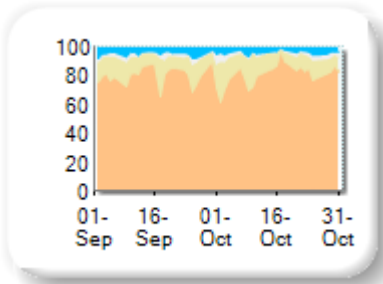
Market Share

Rank	Venue	Market Share	Change
1	XMAD	83.24%	+3.10
2	CEUX	11.03%	-2.01
3	AQEU	3.32%	-1.36
4	TQEX	2.28%	+0.18
5	TRQX	0.07%	+0.07
6	BATE	0.03%	0.00
7	CHIX	0.02%	+0.02

Volume Trend



Market Share Trend



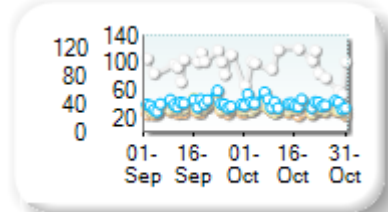
Market share is based on on-book value traded during continuous trading. The share is calculated by averaging over all stocks in the index. The current value shown is for last week and the change is relative to the previous week.

Spreads

At touch

Rank	Venue	Spread (bps)	Change
1	XMAD	30.93	-0.46
2	CEUX	33.88	-1.89
3	AQEU	42.49	+0.70
4	TQEX	127.88	+5.61

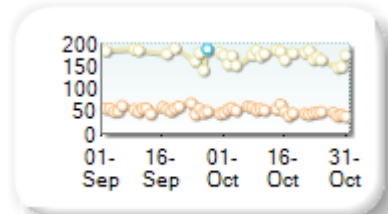
Monthly Spread Trend



25k EUR deal

Rank	Venue	Spread (bps)	Change
1	XMAD	50.08	-3.81
2	CEUX	176.61	-21.31

Monthly Spread Trend



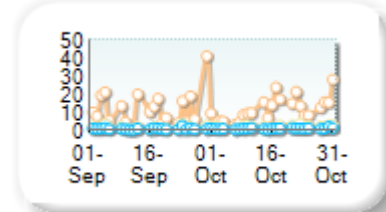
Spreads measure the bid to offer spread of the best visible orders in the book. The result is averaged over the stocks in the index and is based on measurements of the order books every 30 seconds. The value for the spread is quoted in basis points (0.01%).

Book Depths

10BPS Depth (top of book)

Rank	Venue	Depth (1K EUR)	Change
1	XMAD	11.7	+0.2
2	CEUX	1.7	+0.5
3	AQEU	0.6	+0.1
4	TQEX	0.2	+0.1

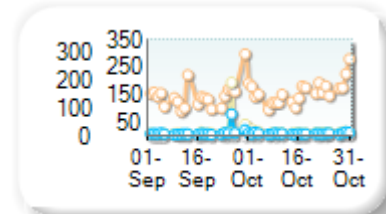
Monthly Depth Trend



50BPS Depth (deeper into book)

Rank	Venue	Depth (1K EUR)	Change
1	XMAD	162.4	+14.1
2	CEUX	13.7	-7.0
3	AQEU	10.7	-2.9
4	TQEX	3.6	+1.1

Monthly Depth Trend



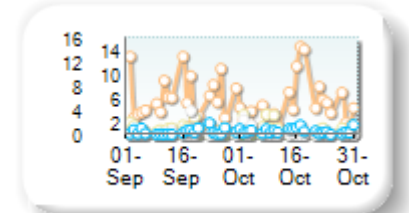
Market depth measures the amount of visible liquidity (bids and offers) in the order book within 10 or 50 BPS of mid price. The result is averaged over the stocks in the index and is based on measurements of the order book every 30 seconds. This is quoted in '000s of EUR.

Best Prices

At touch

Rank	Venue	Best Price (%)	Change
1	XMAD	5.34	+0.16
2	CEUX	1.03	+0.03
3	AQEU	0.59	+0.22
4	TQEX	0.29	-0.05
5	CHIX	0.00	+0.00
6	TRQX	0.00	+0.00
7	BATE	0.00	+0.00

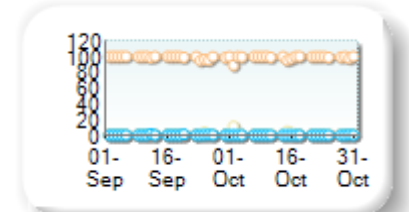
Best Prices Trend



25k EUR deal

Rank	Venue	Best Price (%)	Change
1	XMAD	98.88	-0.26
2	CEUX	0.98	+0.69
3	AQEU	0.02	-0.12
4	TQEX	0.01	+0.01
5	CHIX	0.00	+0.00
6	TRQX	0.00	+0.00
7	BATE	0.00	+0.00

Best Prices Trend

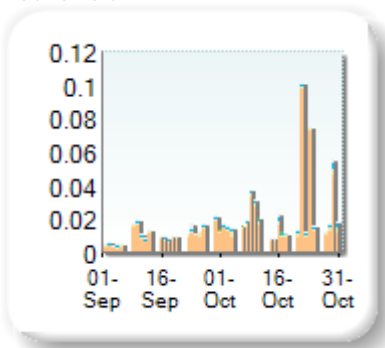


Best Price % measures how often each venue posts an absolute best price (no ties) for stocks. The result is averaged over the stocks in the index and is based on measurements of the order book every 5 seconds.

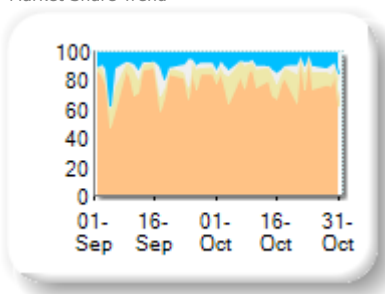
Market Share

Rank	Venue	Market Share	Change
1	XMAD	83.58%	+4.76
2	CEUX	7.42%	-0.22
3	AQEU	6.35%	-2.16
4	TQEX	2.60%	-2.43
5	BATE	0.02%	+0.02
6	TRQX	0.02%	+0.02

Volume Trend



Market Share Trend



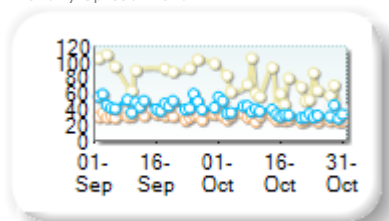
Market share is based on on-book value traded during continuous trading. The share is calculated by averaging over all stocks in the index. The current value shown is for last week and the change is relative to the previous week.

Spreads

At touch

Rank	Venue	Spread (bps)	Change
1	XMAD	28.30	-4.16
2	AQEU	36.70	-9.37
3	CEUX	75.75	-48.33
4	TQEX	77.40	n/a

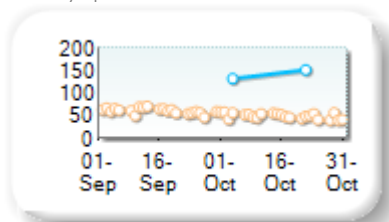
Monthly Spread Trend



25k EUR deal

Rank	Venue	Spread (bps)	Change
1	XMAD	48.69	-11.37
2	AQEU	141.52	n/a

Monthly Spread Trend



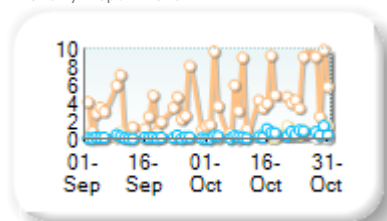
Spreads measure the bid to offer spread of the best visible orders in the book. The result is averaged over the stocks in the index and is based on measurements of the order books every 30 seconds. The value for the spread is quoted in basis points (0.01%).

Book Depths

10BPS Depth (top of book)

Rank	Venue	Depth (1K EUR)	Change
1	XMAD	5.0	+2.0
2	AQEU	0.5	+0.3
3	CEUX	0.4	+0.3
4	TQEX	0.2	+0.0

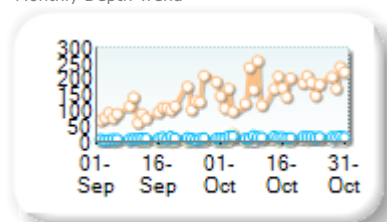
Monthly Depth Trend



50BPS Depth (deeper into book)

Rank	Venue	Depth (1K EUR)	Change
1	XMAD	176.3	+65.4
2	AQEU	13.5	+4.7
3	CEUX	6.8	+4.4
4	TQEX	4.1	+1.2

Monthly Depth Trend



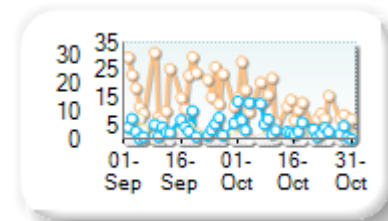
Market depth measures the amount of visible liquidity (bids and offers) in the order book within 10 or 50 BPS of mid price. The result is averaged over the stocks in the index and is based on measurements of the order book every 30 seconds. This is quoted in '000s of EUR.

Best Prices

At touch

Rank	Venue	Best Price (%)	Change
1	XMAD	12.28	-5.35
2	AQEU	4.66	+1.30
3	CEUX	0.80	-1.13
4	TQEX	0.08	+0.03
5	TRQX	0.00	+0.00
6	BATE	0.00	+0.00

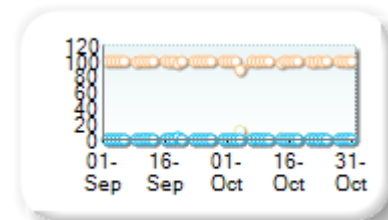
Best Prices Trend



25k EUR deal

Rank	Venue	Best Price (%)	Change
1	XMAD	99.18	-0.53
2	CEUX	0.62	+0.62
3	AQEU	0.15	-0.05
4	TRQX	0.00	+0.00
5	BATE	0.00	+0.00
6	TQEX	0.00	+0.00

Best Prices Trend

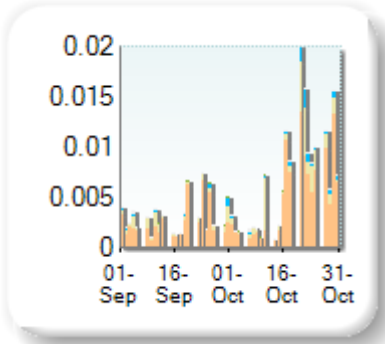


Best Price % measures how often each venue posts an absolute best price (no ties) for stocks. The result is averaged over the stocks in the index and is based on measurements of the order book every 5 seconds.

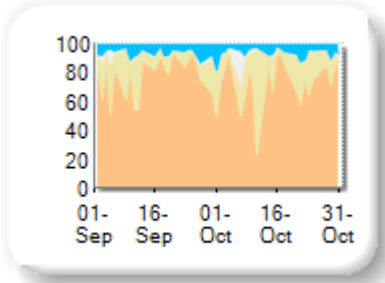
Market Share

Rank	Venue	Market Share	Change
1	XMAD	73.23%	-5.49
2	CEUX	19.69%	+5.51
3	AQEU	6.28%	+0.58
4	TQEX	0.80%	-0.60
5	BATE	0.00%	0.00

Volume Trend



Market Share Trend



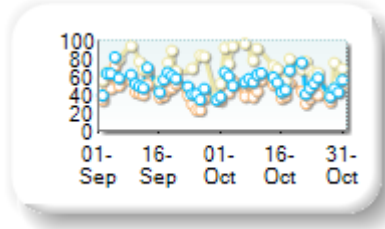
Market share is based on on-book value traded during continuous trading. The share is calculated by averaging over all stocks in the index. The current value shown is for last week and the change is relative to the previous week.

Spreads

At touch

Rank	Venue	Spread (bps)	Change
1	XMAD	43.78	+1.09
2	AQEU	53.75	+0.32
3	CEUX	75.40	-13.58

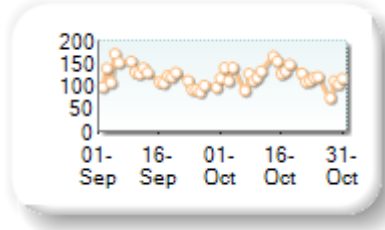
Monthly Spread Trend



25k EUR deal

Rank	Venue	Spread (bps)	Change
1	XMAD	122.89	+2.27
2	CEUX	493.30	n/a

Monthly Spread Trend



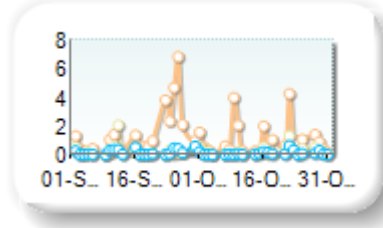
Spreads measure the bid to offer spread of the best visible orders in the book. The result is averaged over the stocks in the index and is based on measurements of the order books every 30 seconds. The value for the spread is quoted in basis points (0.01%).

Book Depths

10BPS Depth (top of book)

Rank	Venue	Depth (1K EUR)	Change
1	XMAD	1.1	-0.4
2	CEUX	0.2	0.0
3	AQEU	0.1	-0.1
4	TQEX	0.0	0.0

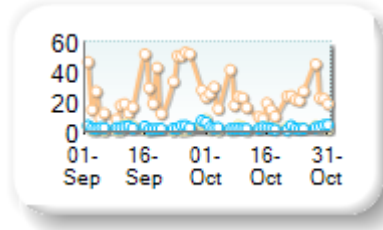
Monthly Depth Trend



50BPS Depth (deeper into book)

Rank	Venue	Depth (1K EUR)	Change
1	XMAD	21.9	-7.0
2	CEUX	2.7	+0.8
3	AQEU	2.6	-0.3
4	TQEX	0.7	+0.3

Monthly Depth Trend



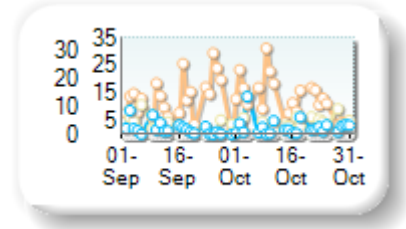
Market depth measures the amount of visible liquidity (bids and offers) in the order book within 10 or 50 BPS of mid price. The result is averaged over the stocks in the index and is based on measurements of the order book every 30 seconds. This is quoted in '000s of EUR.

Best Prices

At touch

Rank	Venue	Best Price (%)	Change
1	XMAD	12.95	-1.03
2	CEUX	3.14	-0.09
3	AQEU	2.63	+0.04
4	TQEX	0.01	0.00
5	BATE	0.00	+0.00

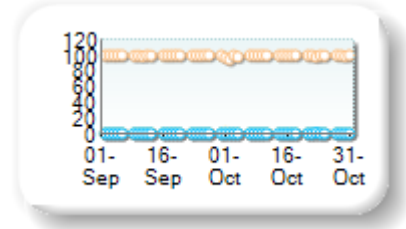
Best Prices Trend



25k EUR deal

Rank	Venue	Best Price (%)	Change
1	XMAD	99.36	-0.46
2	CEUX	0.13	+0.13
3	AQEU	0.04	+0.04
4	BATE	0.00	+0.00
5	TQEX	0.00	+0.00

Best Prices Trend

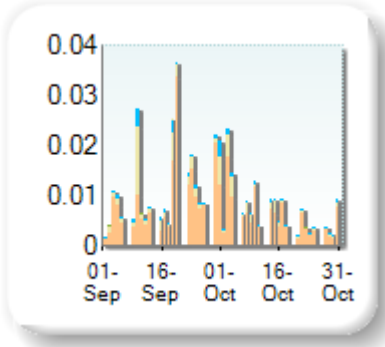


Best Price % measures how often each venue posts an absolute best price (no ties) for stocks. The result is averaged over the stocks in the index and is based on measurements of the order book every 5 seconds.

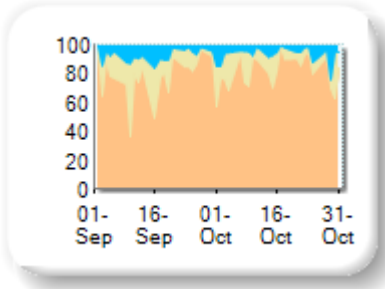
Market Share

Rank	Venue	Market Share	Change
1	XMAD	78.49%	+0.95
2	CEUX	14.77%	-1.00
3	AQEU	6.74%	+0.09
4	BATE	0.00%	-0.01

Volume Trend



Market Share Trend



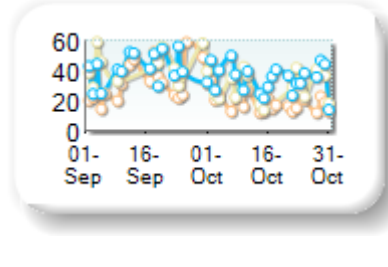
Market share is based on on-book value traded during continuous trading. The share is calculated by averaging over all stocks in the index. The current value shown is for last week and the change is relative to the previous week.

Spreads

At touch

Rank	Venue	Spread (bps)	Change
1	XMAD	19.49	-17.98
2	AQEU	35.93	-15.22
3	CEUX	52.04	-9.54

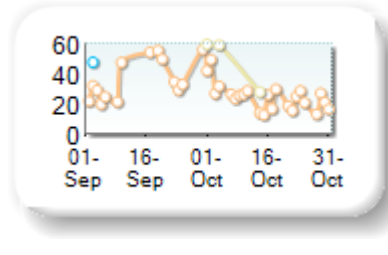
Monthly Spread Trend



25k EUR deal

Rank	Venue	Spread (bps)	Change
1	XMAD	24.65	-27.06
2	CEUX	108.98	-61.18
3	AQEU	129.96	+20.52

Monthly Spread Trend



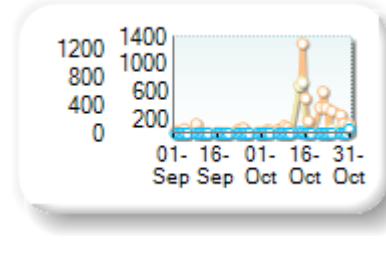
Spreads measure the bid to offer spread of the best visible orders in the book. The result is averaged over the stocks in the index and is based on measurements of the order books every 30 seconds. The value for the spread is quoted in basis points (0.01%).

Book Depths

10BPS Depth (top of book)

Rank	Venue	Depth (1K EUR)	Change
1	XMAD	248.1	+209.9
2	CEUX	75.5	+67.4
3	AQEU	5.6	+4.6

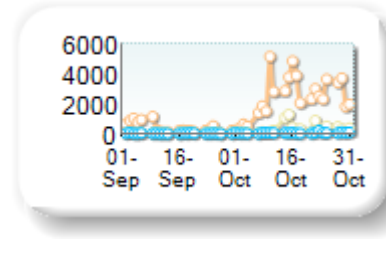
Monthly Depth Trend



50BPS Depth (deeper into book)

Rank	Venue	Depth (1K EUR)	Change
1	XMAD	2,468.9	+2,068.9
2	CEUX	311.1	+279.1
3	AQEU	56.7	+32.3

Monthly Depth Trend



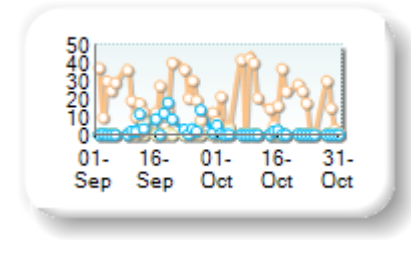
Market depth measures the amount of visible liquidity (bids and offers) in the order book within 10 or 50 BPS of mid price. The result is averaged over the stocks in the index and is based on measurements of the order book every 30 seconds. This is quoted in '000s of EUR.

Best Prices

At touch

Rank	Venue	Best Price (%)	Change
1	XMAD	17.37	-11.77
2	AQEU	0.46	-3.39
3	CEUX	0.26	-0.91
4	CHIX	0.00	+0.00
5	BATE	0.00	+0.00
6	AQXE	0.00	+0.00

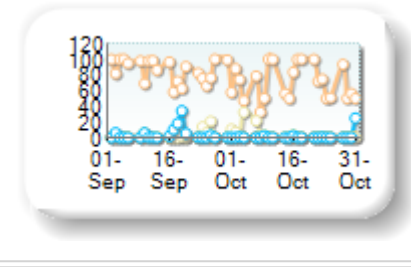
Best Prices Trend



25k EUR deal

Rank	Venue	Best Price (%)	Change
1	XMAD	70.21	-15.74
2	CEUX	3.58	+0.98
3	AQEU	1.33	-2.71
4	CHIX	0.00	+0.00
5	BATE	0.00	+0.00
6	AQXE	0.00	+0.00

Best Prices Trend

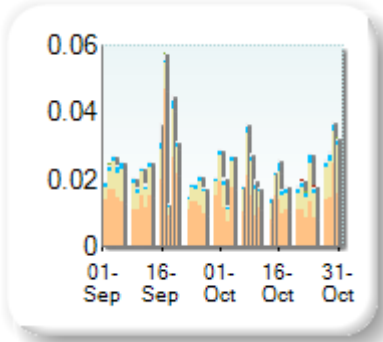


Best Price % measures how often each venue posts an absolute best price (no ties) for stocks. The result is averaged over the stocks in the index and is based on measurements of the order book every 5 seconds.

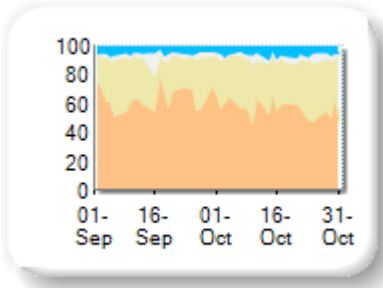
Market Share

Rank	Venue	Market Share	Change
1	XMAD	57.17%	-7.59
2	CEUX	33.66%	+7.06
3	AQEU	5.56%	+1.02
4	TQEX	3.53%	-0.56
5	BATE	0.07%	+0.05
6	CHIX	0.02%	+0.02

Volume Trend



Market Share Trend



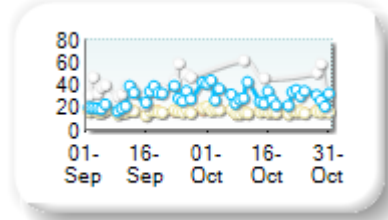
Market share is based on on-book value traded during continuous trading. The share is calculated by averaging over all stocks in the index. The current value shown is for last week and the change is relative to the previous week.

Spreads

At touch

Rank	Venue	Spread (bps)	Change
1	CEUX	16.31	+0.02
2	XMAD	16.40	-0.08
3	AQEU	30.39	+2.36
4	TQEX	70.24	+28.03

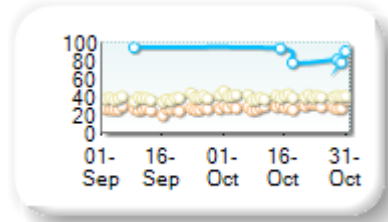
Monthly Spread Trend



25k EUR deal

Rank	Venue	Spread (bps)	Change
1	XMAD	29.44	+3.07
2	CEUX	40.59	+1.87
3	AQEU	110.59	-47.64

Monthly Spread Trend



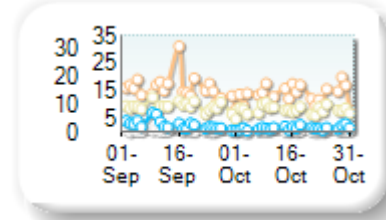
Spreads measure the bid to offer spread of the best visible orders in the book. The result is averaged over the stocks in the index and is based on measurements of the order books every 30 seconds. The value for the spread is quoted in basis points (0.01%).

Book Depths

10BPS Depth (top of book)

Rank	Venue	Depth (1K EUR)	Change
1	XMAD	13.6	-2.8
2	CEUX	8.2	-1.3
3	AQEU	1.6	-1.3
4	TQEX	0.6	-0.2

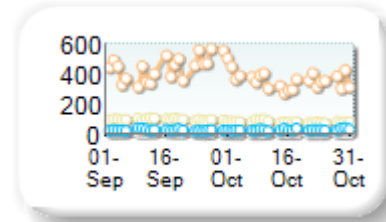
Monthly Depth Trend



50BPS Depth (deeper into book)

Rank	Venue	Depth (1K EUR)	Change
1	XMAD	360.1	-80.9
2	CEUX	78.5	-16.0
3	AQEU	25.2	+1.2
4	TQEX	2.6	-5.2

Monthly Depth Trend



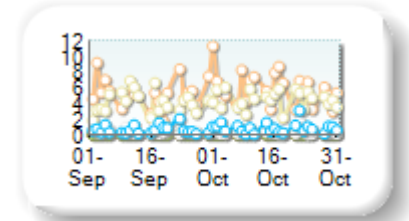
Market depth measures the amount of visible liquidity (bids and offers) in the order book within 10 or 50 BPS of mid price. The result is averaged over the stocks in the index and is based on measurements of the order book every 30 seconds. This is quoted in '000s of EUR.

Best Prices

At touch

Rank	Venue	Best Price (%)	Change
1	XMAD	5.87	-0.18
2	CEUX	4.48	+0.39
3	AQEU	0.82	+0.12
4	TQEX	0.26	-0.13
5	CHIX	0.00	+0.00
6	BATE	0.00	+0.00

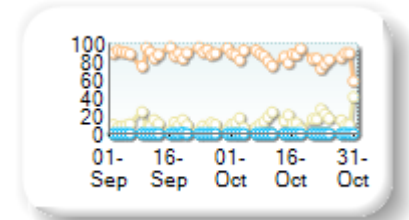
Best Prices Trend



25k EUR deal

Rank	Venue	Best Price (%)	Change
1	XMAD	84.34	-5.79
2	CEUX	15.57	+5.80
3	AQEU	0.03	-0.02
4	CHIX	0.00	+0.00
5	BATE	0.00	+0.00
6	TQEX	0.00	+0.00

Best Prices Trend

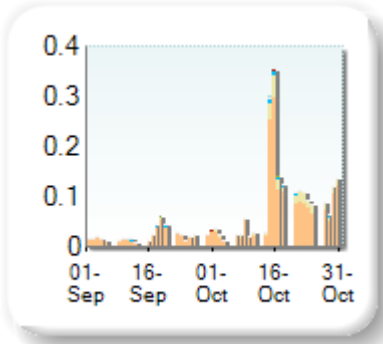


Best Price % measures how often each venue posts an absolute best price (no ties) for stocks. The result is averaged over the stocks in the index and is based on measurements of the order book every 5 seconds.

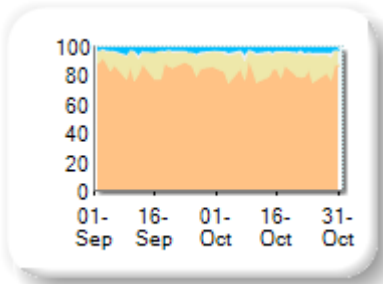
Market Share

Rank	Venue	Market Share	Change
1	XMAD	83.16%	-2.46
2	CEUX	12.77%	+1.79
3	AQEU	2.44%	+0.23
4	TQEX	1.52%	+0.39
5	BATE	0.08%	+0.02
6	TRQX	0.02%	+0.02
7	CHIX	0.02%	+0.02

Volume Trend



Market Share Trend



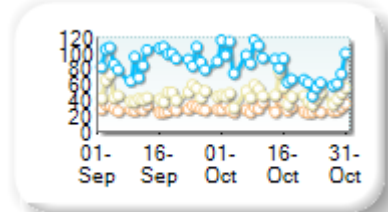
Market share is based on on-book value traded during continuous trading. The share is calculated by averaging over all stocks in the index. The current value shown is for last week and the change is relative to the previous week.

Spreads

At touch

Rank	Venue	Spread (bps)	Change
1	XMAD	29.40	+0.21
2	CEUX	46.97	-0.69
3	AQEU	82.31	-9.48
4	TQEX	205.68	n/a

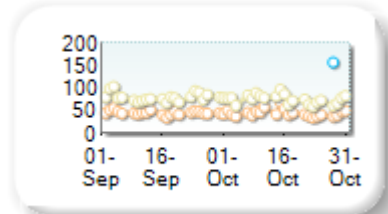
Monthly Spread Trend



25k EUR deal

Rank	Venue	Spread (bps)	Change
1	XMAD	43.97	-0.89
2	CEUX	74.97	-4.59
3	AQEU	156.94	n/a

Monthly Spread Trend



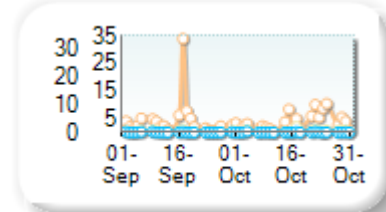
Spreads measure the bid to offer spread of the best visible orders in the book. The result is averaged over the stocks in the index and is based on measurements of the order books every 30 seconds. The value for the spread is quoted in basis points (0.01%).

Book Depths

10BPS Depth (top of book)

Rank	Venue	Depth (1K EUR)	Change
1	XMAD	4.0	-0.5
2	CEUX	0.5	+0.2
3	TQEX	0.1	+0.0
4	AQEU	0.1	0.0

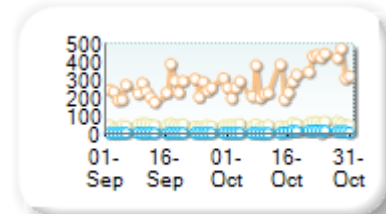
Monthly Depth Trend



50BPS Depth (deeper into book)

Rank	Venue	Depth (1K EUR)	Change
1	XMAD	317.2	+64.6
2	CEUX	51.6	+5.7
3	AQEU	8.9	+5.3
4	TQEX	2.7	+1.2

Monthly Depth Trend



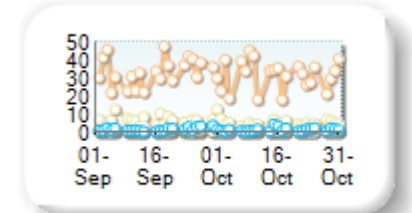
Market depth measures the amount of visible liquidity (bids and offers) in the order book within 10 or 50 BPS of mid price. The result is averaged over the stocks in the index and is based on measurements of the order book every 30 seconds. This is quoted in '000s of EUR.

Best Prices

At touch

Rank	Venue	Best Price (%)	Change
1	XMAD	31.66	-12.06
2	CEUX	5.06	-0.15
3	AQEU	1.19	-0.16
4	TQEX	0.30	-0.55
5	CHIX	0.00	+0.00
6	TRQX	0.00	+0.00
7	BATE	0.00	+0.00

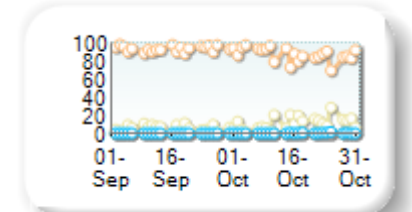
Best Prices Trend



25k EUR deal

Rank	Venue	Best Price (%)	Change
1	XMAD	87.84	-6.19
2	CEUX	11.55	+5.67
3	AQEU	0.20	+0.20
4	TQEX	0.00	+0.00
5	CHIX	0.00	+0.00
6	TRQX	0.00	+0.00
7	BATE	0.00	+0.00

Best Prices Trend

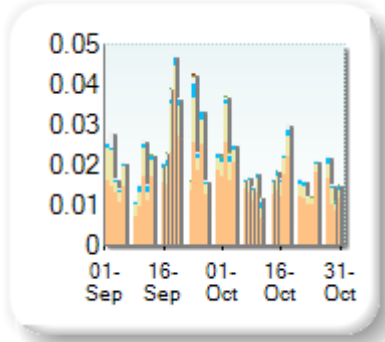


Best Price % measures how often each venue posts an absolute best price (no ties) for stocks. The result is averaged over the stocks in the index and is based on measurements of the order book every 5 seconds.

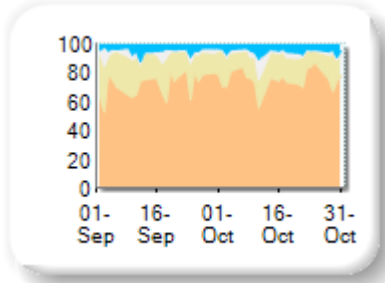
Market Share

Rank	Venue	Market Share	Change
1	XMAD	75.13%	+4.51
2	CEUX	17.19%	-3.59
3	AQEU	4.80%	+0.02
4	TQEX	2.61%	-1.10
5	BATE	0.26%	+0.18

Volume Trend



Market Share Trend



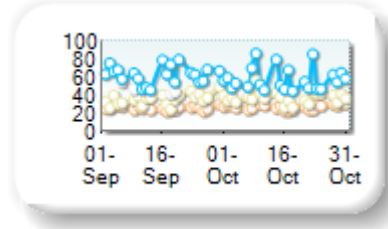
Market share is based on on-book value traded during continuous trading. The share is calculated by averaging over all stocks in the index. The current value shown is for last week and the change is relative to the previous week.

Spreads

At touch

Rank	Venue	Spread (bps)	Change
1	XMAD	27.18	+1.41
2	CEUX	37.29	+1.82
3	AQEU	57.69	-4.89

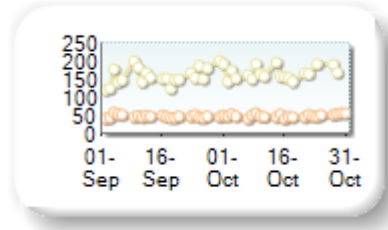
Monthly Spread Trend



25k EUR deal

Rank	Venue	Spread (bps)	Change
1	XMAD	49.01	+1.73
2	CEUX	175.32	+16.53

Monthly Spread Trend



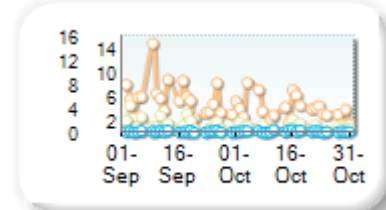
Spreads measure the bid to offer spread of the best visible orders in the book. The result is averaged over the stocks in the index and is based on measurements of the order books every 30 seconds. The value for the spread is quoted in basis points (0.01%).

Book Depths

10BPS Depth (top of book)

Rank	Venue	Depth (1K EUR)	Change
1	XMAD	3.9	-1.9
2	CEUX	0.8	-0.5
3	AQEU	0.2	+0.0
4	TQEX	0.1	-0.2

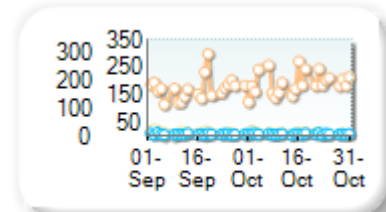
Monthly Depth Trend



50BPS Depth (deeper into book)

Rank	Venue	Depth (1K EUR)	Change
1	XMAD	195.2	+20.7
2	CEUX	11.0	-2.5
3	AQEU	8.8	+0.5
4	TQEX	2.6	-1.7

Monthly Depth Trend



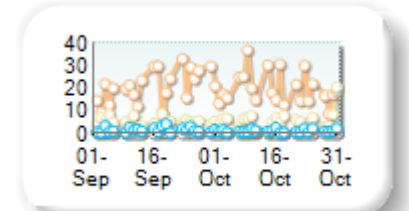
Market depth measures the amount of visible liquidity (bids and offers) in the order book within 10 or 50 BPS of mid price. The result is averaged over the stocks in the index and is based on measurements of the order book every 30 seconds. This is quoted in '000s of EUR.

Best Prices

At touch

Rank	Venue	Best Price (%)	Change
1	XMAD	19.84	-1.22
2	CEUX	5.37	+0.27
3	AQEU	0.89	-0.22
4	TQEX	0.14	-0.11
5	CHIX	0.00	+0.00
6	BATE	0.00	+0.00

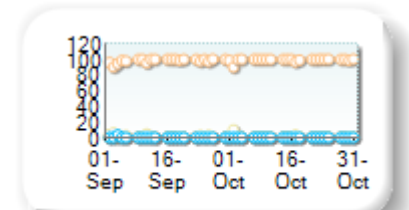
Best Prices Trend



25k EUR deal

Rank	Venue	Best Price (%)	Change
1	XMAD	99.19	+0.91
2	CEUX	0.75	-0.47
3	CHIX	0.00	+0.00
4	BATE	0.00	+0.00
5	TQEX	0.00	-0.30
6	AQEU	0.00	-0.16

Best Prices Trend

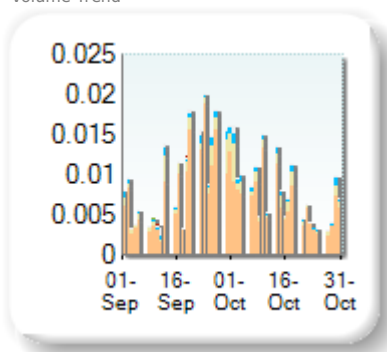


Best Price % measures how often each venue posts an absolute best price (no ties) for stocks. The result is averaged over the stocks in the index and is based on measurements of the order book every 5 seconds.

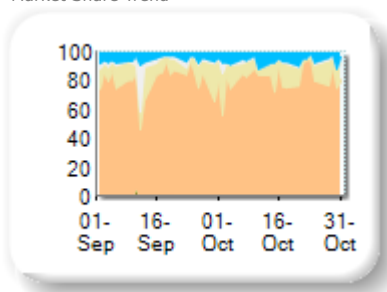
Market Share

Rank	Venue	Market Share	Change
1	XMAD	79.80%	-1.18
2	CEUX	12.30%	+1.12
3	AQEU	6.26%	+1.16
4	TQEX	1.64%	-0.88

Volume Trend



Market Share Trend



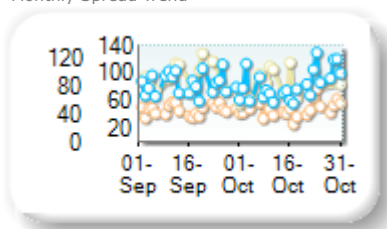
Market share is based on on-book value traded during continuous trading. The share is calculated by averaging over all stocks in the index. The current value shown is for last week and the change is relative to the previous week.

Spreads

At touch

Rank	Venue	Spread (bps)	Change
1	XMAD	49.76	+1.97
2	AQEU	84.48	-1.49
3	CEUX	114.45	-9.74

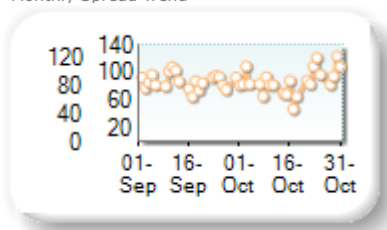
Monthly Spread Trend



25k EUR deal

Rank	Venue	Spread (bps)	Change
1	XMAD	88.33	+0.03
2	CEUX	486.83	n/a

Monthly Spread Trend



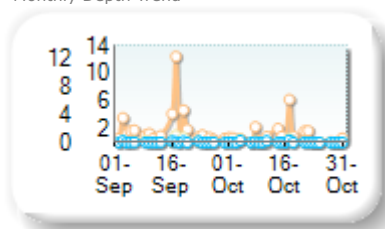
Spreads measure the bid to offer spread of the best visible orders in the book. The result is averaged over the stocks in the index and is based on measurements of the order books every 30 seconds. The value for the spread is quoted in basis points (0.01%).

Book Depths

10BPS Depth (top of book)

Rank	Venue	Depth (1K EUR)	Change
1	XMAD	1.0	-1.1
2	AQEU	0.1	0.0
3	CEUX	0.1	-0.1

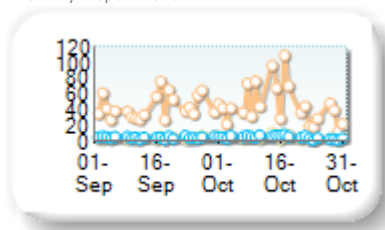
Monthly Depth Trend



50BPS Depth (deeper into book)

Rank	Venue	Depth (1K EUR)	Change
1	XMAD	45.3	+2.2
2	AQEU	4.3	+0.4
3	CEUX	3.8	+0.7
4	TQEX	1.0	-0.4

Monthly Depth Trend



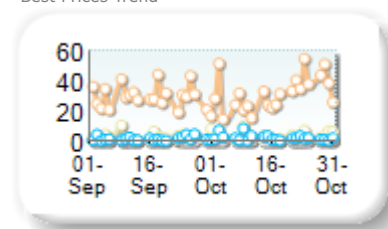
Market depth measures the amount of visible liquidity (bids and offers) in the order book within 10 or 50 BPS of mid price. The result is averaged over the stocks in the index and is based on measurements of the order book every 30 seconds. This is quoted in '000s of EUR.

Best Prices

At touch

Rank	Venue	Best Price (%)	Change
1	XMAD	31.41	-0.78
2	CEUX	2.89	+2.10
3	AQEU	1.97	+1.48
4	TQEX	0.02	0.00
5	CHIX	0.00	+0.00
6	BATE	0.00	+0.00

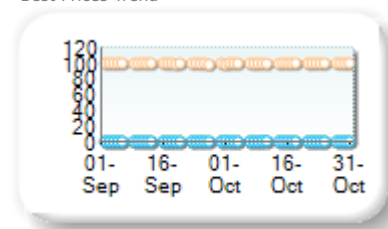
Best Prices Trend



25k EUR deal

Rank	Venue	Best Price (%)	Change
1	XMAD	99.86	+0.02
2	AQEU	0.05	+0.04
3	CEUX	0.04	-0.07
4	CHIX	0.00	+0.00
5	BATE	0.00	+0.00
6	TQEX	0.00	0.00

Best Prices Trend

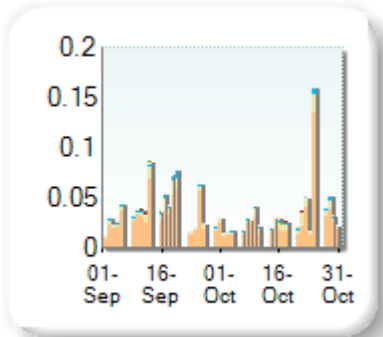


Best Price % measures how often each venue posts an absolute best price (no ties) for stocks. The result is averaged over the stocks in the index and is based on measurements of the order book every 5 seconds.

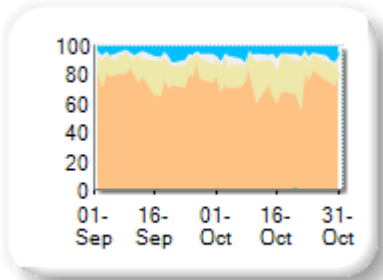
Market Share

Rank	Venue	Market Share	Change
1	XMAD	74.52%	-2.65
2	CEUX	16.63%	+2.46
3	AQEU	5.54%	+0.37
4	TQEX	2.99%	-0.43
5	BATE	0.14%	+0.11
6	TRQX	0.14%	+0.12
7	CHIX	0.04%	+0.01
8	AQXE	0.01%	+0.01

Volume Trend



Market Share Trend



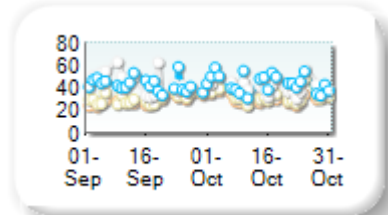
Market share is based on on-book value traded during continuous trading. The share is calculated by averaging over all stocks in the index. The current value shown is for last week and the change is relative to the previous week.

Spreads

At touch

Rank	Venue	Spread (bps)	Change
1	XMAD	31.16	+2.54
2	CEUX	34.05	+3.38
3	TQEX	41.78	-3.15
4	AQEU	44.37	+1.30

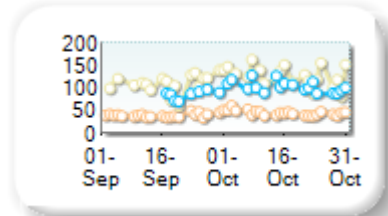
Monthly Spread Trend



25k EUR deal

Rank	Venue	Spread (bps)	Change
1	XMAD	44.40	+5.40
2	AQEU	103.18	+6.61
3	CEUX	132.16	+1.62

Monthly Spread Trend




Spreads measure the bid to offer spread of the best visible orders in the book. The result is averaged over the stocks in the index and is based on measurements of the order books every 30 seconds. The value for the spread is quoted in basis points (0.01%).

Book Depths

10BPS Depth (top of book)

Rank	Venue	Depth (1K EUR)	Change
1	XMAD	5.9	-8.8
2	CEUX	1.1	-1.2
3	AQEU	0.6	-0.1
4	TQEX	0.2	-0.2

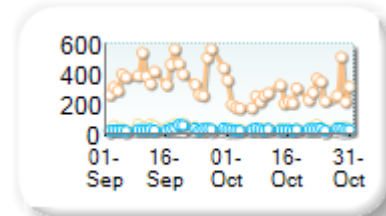
Monthly Depth Trend



50BPS Depth (deeper into book)

Rank	Venue	Depth (1K EUR)	Change
1	XMAD	263.7	-131.8
2	CEUX	35.3	-8.4
3	AQEU	27.8	-1.9
4	TQEX	17.5	-0.7

Monthly Depth Trend



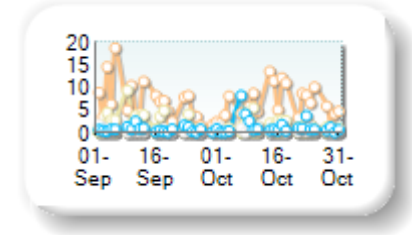
Market depth measures the amount of visible liquidity (bids and offers) in the order book within 10 or 50 BPS of mid price. The result is averaged over the stocks in the index and is based on measurements of the order book every 30 seconds. This is quoted in '000s of EUR.

Best Prices

At touch

Rank	Venue	Best Price (%)	Change
1	XMAD	6.61	+0.25
2	CEUX	1.46	-1.47
3	AQEU	1.26	+0.36
4	TQEX	0.52	+0.13
5	CHIX	0.00	+0.00
6	TRQX	0.00	+0.00
7	BATE	0.00	+0.00
8	AQXE	0.00	+0.00

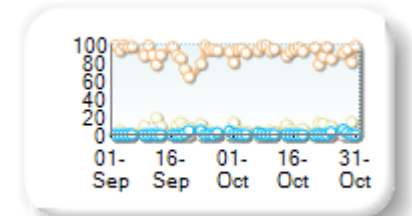
Best Prices Trend



25k EUR deal

Rank	Venue	Best Price (%)	Change
1	XMAD	92.46	+1.83
2	CEUX	5.59	+0.17
3	AQEU	0.75	-0.15
4	TQEX	0.07	-0.44
5	CHIX	0.00	+0.00
6	TRQX	0.00	+0.00
7	BATE	0.00	+0.00
8	AQXE	0.00	+0.00

Best Prices Trend

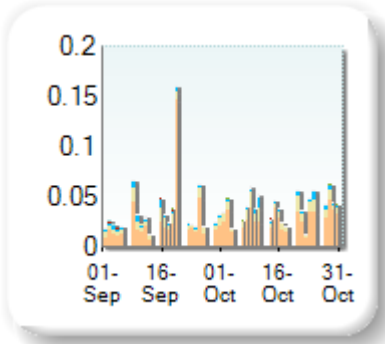


Best Price % measures how often each venue posts an absolute best price (no ties) for stocks. The result is averaged over the stocks in the index and is based on measurements of the order book every 5 seconds.

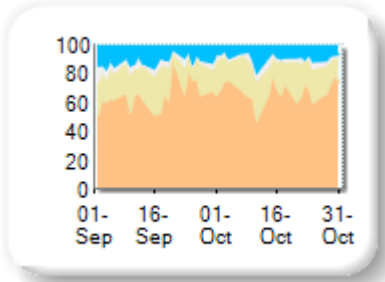
Market Share

Rank	Venue	Market Share	Change
1	XMAD	67.49%	-2.15
2	CEUX	20.73%	+3.48
3	AQEU	8.25%	-1.25
4	TQEX	3.40%	-0.06
5	BATE	0.06%	+0.04
6	CHIX	0.05%	-0.04
7	TRQX	0.03%	-0.03

Volume Trend



Market Share Trend



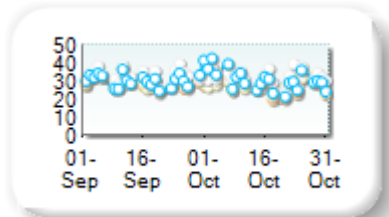
Market share is based on on-book value traded during continuous trading. The share is calculated by averaging over all stocks in the index. The current value shown is for last week and the change is relative to the previous week.

Spreads

At touch

Rank	Venue	Spread (bps)	Change
1	CEUX	27.62	-1.97
2	XMAD	27.70	-1.49
3	AQEU	30.76	+0.47
4	TQEX	32.28	-0.88

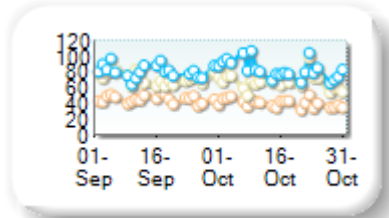
Monthly Spread Trend



25k EUR deal

Rank	Venue	Spread (bps)	Change
1	XMAD	40.32	-5.30
2	CEUX	67.87	-4.44
3	AQEU	83.11	+1.98

Monthly Spread Trend



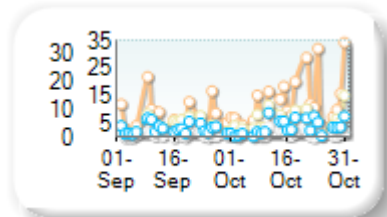
Spreads measure the bid to offer spread of the best visible orders in the book. The result is averaged over the stocks in the index and is based on measurements of the order books every 30 seconds. The value for the spread is quoted in basis points (0.01%).

Book Depths

10BPS Depth (top of book)

Rank	Venue	Depth (1K EUR)	Change
1	XMAD	13.2	+6.2
2	CEUX	5.7	+1.8
3	AQEU	3.7	+0.5
4	TQEX	1.2	+0.2

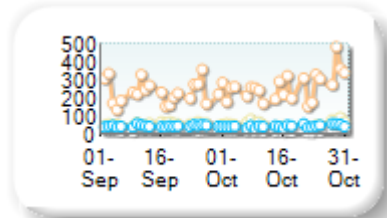
Monthly Depth Trend



50BPS Depth (deeper into book)

Rank	Venue	Depth (1K EUR)	Change
1	XMAD	264.8	+31.2
2	CEUX	54.9	+1.0
3	AQEU	41.7	-0.9
4	TQEX	21.5	-3.2

Monthly Depth Trend



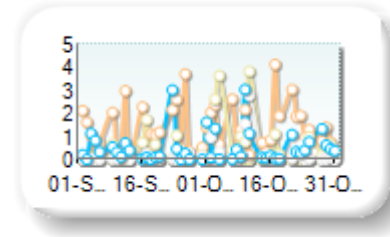
Market depth measures the amount of visible liquidity (bids and offers) in the order book within 10 or 50 BPS of mid price. The result is averaged over the stocks in the index and is based on measurements of the order book every 30 seconds. This is quoted in '000s of EUR.

Best Prices

At touch

Rank	Venue	Best Price (%)	Change
1	XMAD	1.44	+0.11
2	CEUX	0.79	+0.18
3	AQEU	0.60	-0.10
4	TQEX	0.33	+0.16
5	CHIX	0.00	+0.00
6	TRQX	0.00	+0.00
7	BATE	0.00	+0.00
8	AQXE	0.00	+0.00

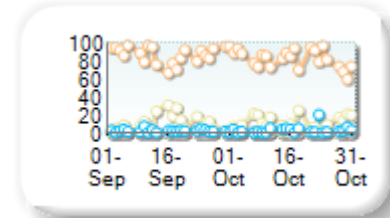
Best Prices Trend



25k EUR deal

Rank	Venue	Best Price (%)	Change
1	XMAD	82.98	-4.00
2	CEUX	10.77	+0.55
3	AQEU	2.84	+0.68
4	TQEX	0.40	+0.18
5	CHIX	0.00	+0.00
6	TRQX	0.00	+0.00
7	BATE	0.00	+0.00
8	AQXE	0.00	+0.00

Best Prices Trend



Best Price % measures how often each venue posts an absolute best price (no ties) for stocks. The result is averaged over the stocks in the index and is based on measurements of the order book every 5 seconds.