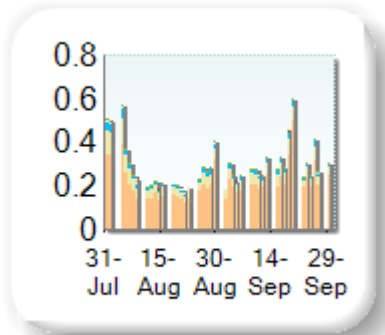


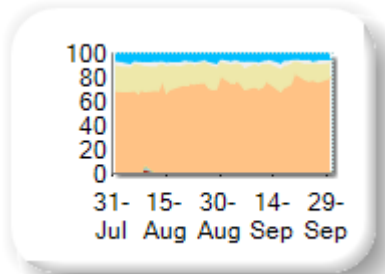
Market Share

Rank	Venue	Market Share	Change
1	XMAD	75.00%	+4.66
2	CEUX	16.28%	-3.60
3	AQEU	5.76%	-0.96
4	TQEX	2.85%	+0.13
5	BATE	0.05%	+0.03
6	TRQX	0.04%	-0.11
7	CHIX	0.02%	-0.12
8	AQXE	0.00%	-0.02

Volume Trend



Market Share Trend




Market share is based on on-book value traded during continuous trading. The share is calculated by averaging over all stocks in the index. The current value shown is for last week and the change is relative to the previous week.

Spreads

At touch

Rank	Venue	Spread (bps)	Change
1	XMAD	28.90	+0.53
2	CEUX	40.32	+5.57
3	AQEU	43.95	-0.20
4	TQEX	47.29	+0.83

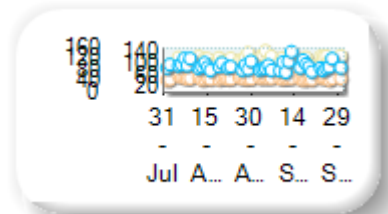
Monthly Spread Trend



25k EUR deal

Rank	Venue	Spread (bps)	Change
1	XMAD	49.17	-0.40
2	AQEU	93.26	-2.77
3	CEUX	118.18	+5.22

Monthly Spread Trend



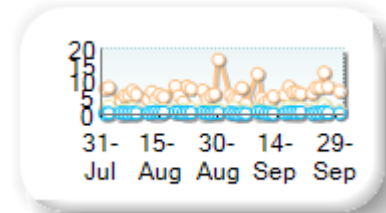
Spreads measure the bid to offer spread of the best visible orders in the book. The result is averaged over the stocks in the index and is based on measurements of the order books every 30 seconds. The value for the spread is quoted in basis points (0.01%).

Book Depths

10BPS Depth (top of book)

Rank	Venue	Depth (1K EUR)	Change
1	XMAD	7.0	+0.1
2	CEUX	1.7	+0.1
3	AQEU	0.7	-0.1
4	TQEX	0.4	0.0

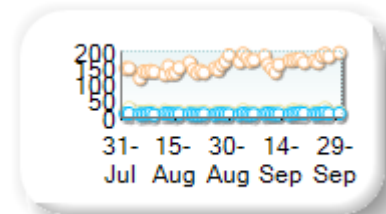
Monthly Depth Trend



50BPS Depth (deeper into book)

Rank	Venue	Depth (1K EUR)	Change
1	XMAD	176.7	+27.7
2	CEUX	21.1	+0.9
3	AQEU	12.9	+0.8
4	TQEX	6.4	+0.9

Monthly Depth Trend



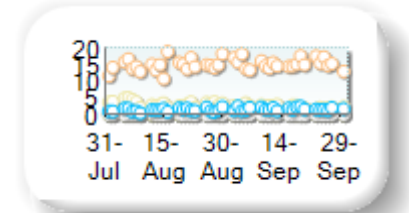
Market depth measures the amount of visible liquidity (bids and offers) in the order book within 10 or 50 BPS of mid price. The result is averaged over the stocks in the index and is based on measurements of the order book every 30 seconds. This is quoted in '000s of EUR.

Best Prices

At touch

Rank	Venue	Best Price (%)	Change
1	XMAD	15.52	+2.30
2	CEUX	2.40	-1.21
3	AQEU	1.71	+0.52
4	TQEX	0.24	+0.03
5	CHIX	0.00	+0.00
6	TRQX	0.00	+0.00
7	BATE	0.00	+0.00
8	AQXE	0.00	+0.00

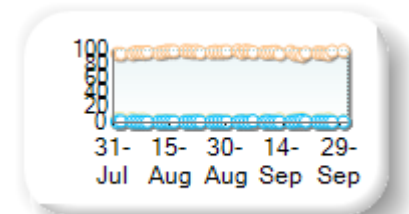
Best Prices Trend



25k EUR deal

Rank	Venue	Best Price (%)	Change
1	XMAD	96.22	-0.57
2	CEUX	2.48	+0.06
3	AQEU	0.52	+0.17
4	TQEX	0.08	+0.02
5	CHIX	0.00	+0.00
6	TRQX	0.00	+0.00
7	BATE	0.00	+0.00
8	AQXE	0.00	+0.00

Best Prices Trend

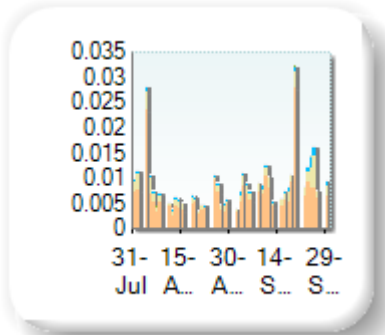


Best Price % measures how often each venue posts an absolute best price (no ties) for stocks. The result is averaged over the stocks in the index and is based on measurements of the order book every 5 seconds.

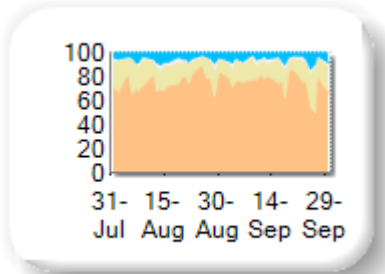
Market Share

Rank	Venue	Market Share	Change
1	XMAD	73.92%	-1.45
2	CEUX	17.47%	+0.38
3	AQEU	6.13%	+0.58
4	TQEX	2.47%	+0.49
5	BATE	0.01%	+0.00
6	CHIX	0.00%	+0.00
7	TRQX	0.00%	+0.00

Volume Trend



Market Share Trend




Market share is based on on-book value traded during continuous trading. The share is calculated by averaging over all stocks in the index. The current value shown is for last week and the change is relative to the previous week.

Spreads

At touch

Rank	Venue	Spread (bps)	Change
1	XMAD	23.82	-3.30
2	CEUX	34.44	-4.33
3	AQEU	38.46	-2.89

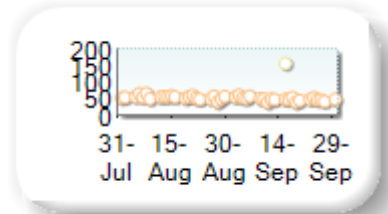
Monthly Spread Trend



25k EUR deal

Rank	Venue	Spread (bps)	Change
1	XMAD	50.03	-5.55
2	CEUX	157.96	n/a

Monthly Spread Trend



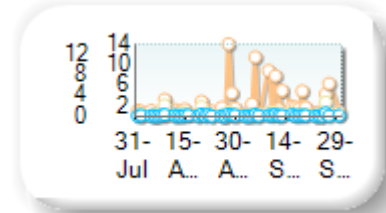
Spreads measure the bid to offer spread of the best visible orders in the book. The result is averaged over the stocks in the index and is based on measurements of the order books every 30 seconds. The value for the spread is quoted in basis points (0.01%).

Book Depths

10BPS Depth (top of book)

Rank	Venue	Depth (1K EUR)	Change
1	XMAD	3.0	+1.2
2	CEUX	0.4	-0.1
3	AQEU	0.1	+0.0

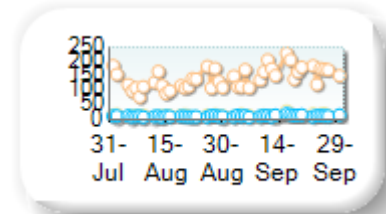
Monthly Depth Trend



50BPS Depth (deeper into book)

Rank	Venue	Depth (1K EUR)	Change
1	XMAD	159.7	+34.6
2	CEUX	12.7	+1.8
3	AQEU	11.0	+2.2

Monthly Depth Trend



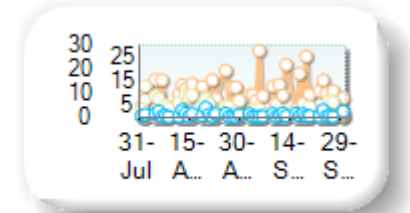
Market depth measures the amount of visible liquidity (bids and offers) in the order book within 10 or 50 BPS of mid price. The result is averaged over the stocks in the index and is based on measurements of the order book every 30 seconds. This is quoted in '000s of EUR.

Best Prices

At touch

Rank	Venue	Best Price (%)	Change
1	XMAD	11.71	+6.35
2	CEUX	2.03	-3.93
3	AQEU	0.75	-0.39
4	TQEX	0.08	-0.15
5	CHIX	0.00	+0.00
6	TRQX	0.00	+0.00
7	BATE	0.00	+0.00

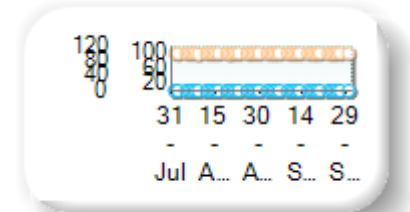
Best Prices Trend



25k EUR deal

Rank	Venue	Best Price (%)	Change
1	XMAD	99.86	+0.14
2	CEUX	0.06	-0.15
3	AQEU	0.04	+0.01
4	CHIX	0.00	+0.00
5	TRQX	0.00	+0.00
6	BATE	0.00	+0.00
7	TQEX	0.00	+0.00

Best Prices Trend

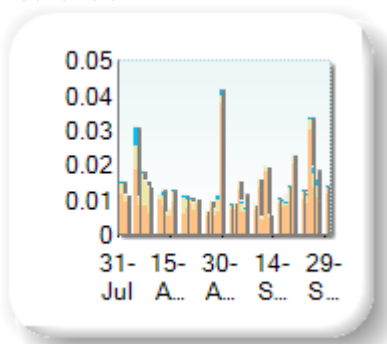


Best Price % measures how often each venue posts an absolute best price (no ties) for stocks. The result is averaged over the stocks in the index and is based on measurements of the order book every 5 seconds.

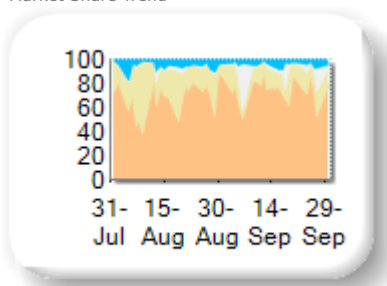
Market Share

Rank	Venue	Market Share	Change
1	XMAD	75.02%	+7.18
2	CEUX	15.20%	-8.69
3	TQEX	5.74%	+3.73
4	AQEU	4.04%	-2.23

Volume Trend



Market Share Trend



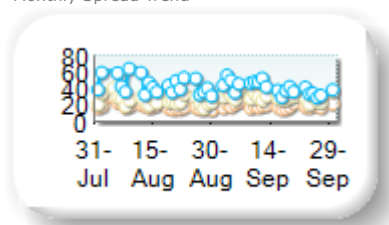
Market share is based on on-book value traded during continuous trading. The share is calculated by averaging over all stocks in the index. The current value shown is for last week and the change is relative to the previous week.

Spreads

At touch

Rank	Venue	Spread (bps)	Change
1	XMAD	19.85	+0.83
2	CEUX	30.06	+3.62
3	AQEU	41.81	-4.96

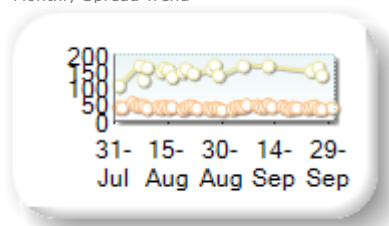
Monthly Spread Trend



25k EUR deal

Rank	Venue	Spread (bps)	Change
1	XMAD	43.05	+0.29
2	CEUX	181.01	+19.64

Monthly Spread Trend



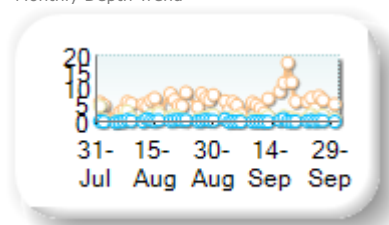
Spreads measure the bid to offer spread of the best visible orders in the book. The result is averaged over the stocks in the index and is based on measurements of the order books every 30 seconds. The value for the spread is quoted in basis points (0.01%).

Book Depths

10BPS Depth (top of book)

Rank	Venue	Depth (1K EUR)	Change
1	XMAD	6.9	+1.1
2	CEUX	1.3	-0.3
3	AQEU	0.3	-0.1

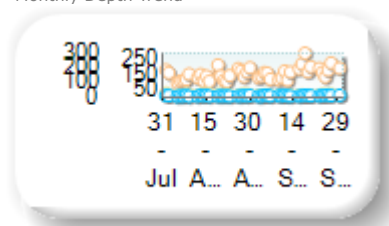
Monthly Depth Trend



50BPS Depth (deeper into book)

Rank	Venue	Depth (1K EUR)	Change
1	XMAD	172.6	+27.7
2	CEUX	16.0	-2.2
3	AQEU	10.9	+1.7

Monthly Depth Trend




Market depth measures the amount of visible liquidity (bids and offers) in the order book within 10 or 50 BPS of mid price. The result is averaged over the stocks in the index and is based on measurements of the order book every 30 seconds. This is quoted in '000s of EUR.

Best Prices

At touch

Rank	Venue	Best Price (%)	Change
1	XMAD	22.76	-2.33
2	CEUX	4.10	-2.99
3	AQEU	1.31	+0.74
4	TQEX	0.31	+0.21

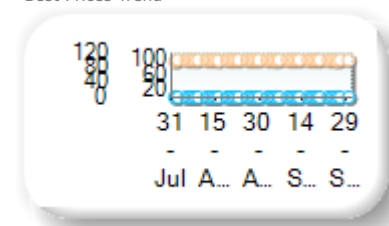
Best Prices Trend



25k EUR deal

Rank	Venue	Best Price (%)	Change
1	XMAD	99.80	+0.07
2	CEUX	0.16	-0.06
3	TQEX	0.00	+0.00
4	AQEU	0.00	+0.00

Best Prices Trend

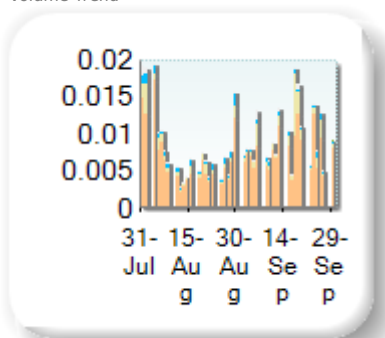


Best Price % measures how often each venue posts an absolute best price (no ties) for stocks. The result is averaged over the stocks in the index and is based on measurements of the order book every 5 seconds.

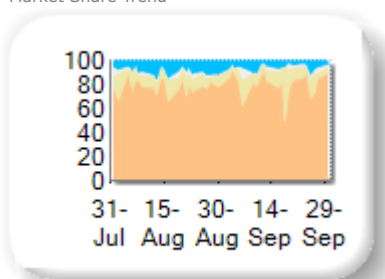
Market Share

Rank	Venue	Market Share	Change
1	XMAD	78.19%	+0.06
2	CEUX	14.37%	+3.15
3	AQEU	4.98%	-3.08
4	TQEX	2.44%	-0.16
5	BATE	0.02%	+0.02

Volume Trend



Market Share Trend



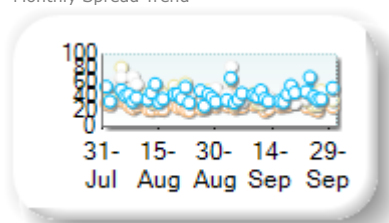
Market share is based on on-book value traded during continuous trading. The share is calculated by averaging over all stocks in the index. The current value shown is for last week and the change is relative to the previous week.

Spreads

At touch

Rank	Venue	Spread (bps)	Change
1	XMAD	28.64	+1.31
2	CEUX	37.10	-8.87
3	TQEX	42.68	-8.99
4	AQEU	43.70	+2.22

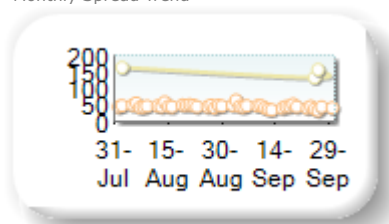
Monthly Spread Trend



25k EUR deal

Rank	Venue	Spread (bps)	Change
1	XMAD	46.42	-3.21
2	CEUX	197.03	-14.89

Monthly Spread Trend



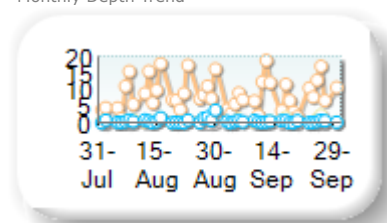
Spreads measure the bid to offer spread of the best visible orders in the book. The result is averaged over the stocks in the index and is based on measurements of the order books every 30 seconds. The value for the spread is quoted in basis points (0.01%).

Book Depths

10BPS Depth (top of book)

Rank	Venue	Depth (1K EUR)	Change
1	XMAD	8.4	-0.8
2	CEUX	0.6	0.0
3	AQEU	0.5	-0.3
4	TQEX	0.2	+0.0

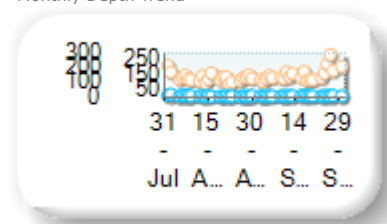
Monthly Depth Trend



50BPS Depth (deeper into book)

Rank	Venue	Depth (1K EUR)	Change
1	XMAD	151.9	+20.0
2	CEUX	8.3	+2.1
3	AQEU	7.9	-0.1
4	TQEX	3.0	+1.0

Monthly Depth Trend



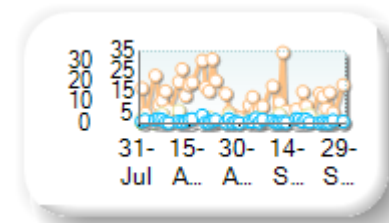
Market depth measures the amount of visible liquidity (bids and offers) in the order book within 10 or 50 BPS of mid price. The result is averaged over the stocks in the index and is based on measurements of the order book every 30 seconds. This is quoted in '000s of EUR.

Best Prices

At touch

Rank	Venue	Best Price (%)	Change
1	XMAD	10.42	-2.73
2	CEUX	1.14	-0.65
3	AQEU	0.78	-0.24
4	TQEX	0.25	+0.08
5	BATE	0.00	+0.00

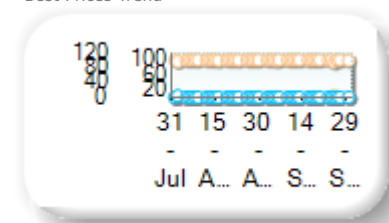
Best Prices Trend



25k EUR deal

Rank	Venue	Best Price (%)	Change
1	XMAD	99.55	-0.18
2	CEUX	0.36	+0.35
3	BATE	0.00	+0.00
4	TQEX	0.00	+0.00
5	AQEU	0.00	-0.17

Best Prices Trend

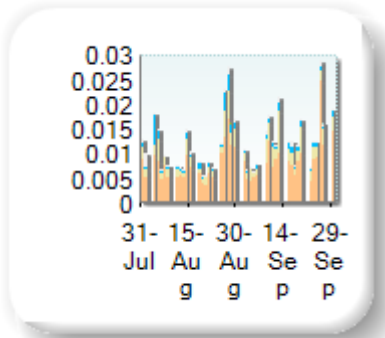


Best Price % measures how often each venue posts an absolute best price (no ties) for stocks. The result is averaged over the stocks in the index and is based on measurements of the order book every 5 seconds.

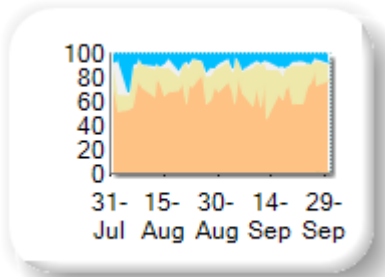
Market Share

Rank	Venue	Market Share	Change
1	XMAD	68.04%	+2.35
2	CEUX	21.70%	+2.68
3	AQEU	7.06%	-3.77
4	TQEX	3.09%	-1.37
5	BATE	0.08%	+0.08
6	TRQX	0.04%	+0.04

Volume Trend



Market Share Trend



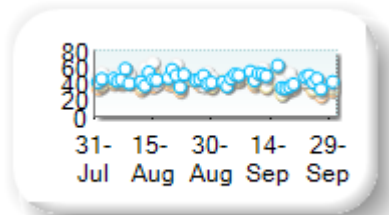
Market share is based on on-book value traded during continuous trading. The share is calculated by averaging over all stocks in the index. The current value shown is for last week and the change is relative to the previous week.

Spreads

At touch

Rank	Venue	Spread (bps)	Change
1	XMAD	37.70	-2.79
2	CEUX	40.85	-1.79
3	AQEU	45.85	-0.58
4	TQEX	47.69	-3.63

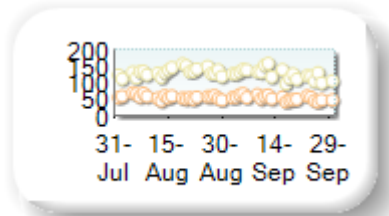
Monthly Spread Trend



25k EUR deal

Rank	Venue	Spread (bps)	Change
1	XMAD	55.12	-3.01
2	CEUX	126.89	-7.34

Monthly Spread Trend



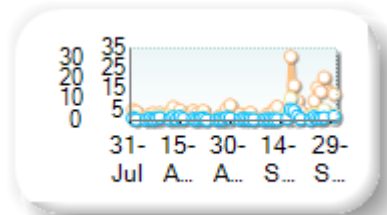
Spreads measure the bid to offer spread of the best visible orders in the book. The result is averaged over the stocks in the index and is based on measurements of the order books every 30 seconds. The value for the spread is quoted in basis points (0.01%).

Book Depths

10BPS Depth (top of book)

Rank	Venue	Depth (1K EUR)	Change
1	XMAD	8.0	+4.8
2	CEUX	1.8	+0.9
3	AQEU	1.0	+0.4
4	TQEX	0.2	+0.1

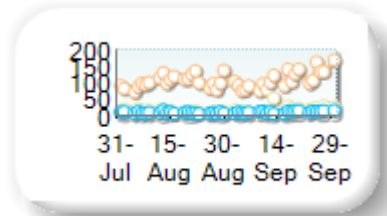
Monthly Depth Trend



50BPS Depth (deeper into book)

Rank	Venue	Depth (1K EUR)	Change
1	XMAD	112.3	+7.2
2	CEUX	20.6	+5.3
3	AQEU	12.7	+2.0
4	TQEX	5.1	-0.2

Monthly Depth Trend



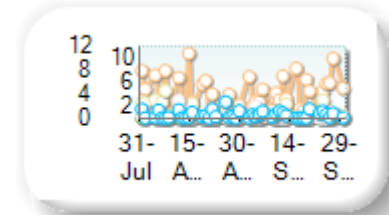
Market depth measures the amount of visible liquidity (bids and offers) in the order book within 10 or 50 BPS of mid price. The result is averaged over the stocks in the index and is based on measurements of the order book every 30 seconds. This is quoted in '000s of EUR.

Best Prices

At touch

Rank	Venue	Best Price (%)	Change
1	XMAD	4.34	-0.26
2	CEUX	0.65	-0.50
3	AQEU	0.50	-0.25
4	TQEX	0.16	-0.13
5	TRQX	0.00	+0.00
6	BATE	0.00	+0.00

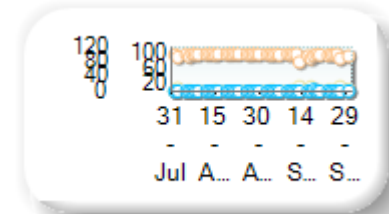
Best Prices Trend



25k EUR deal

Rank	Venue	Best Price (%)	Change
1	XMAD	96.21	-2.74
2	CEUX	2.95	+2.15
3	AQEU	0.26	+0.26
4	TRQX	0.00	+0.00
5	BATE	0.00	+0.00
6	TQEX	0.00	+0.00

Best Prices Trend

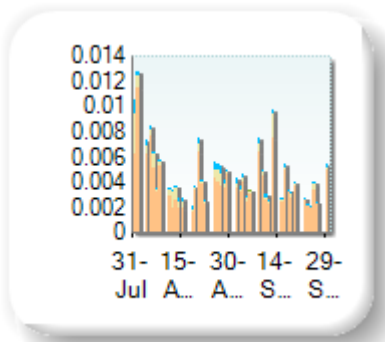


Best Price % measures how often each venue posts an absolute best price (no ties) for stocks. The result is averaged over the stocks in the index and is based on measurements of the order book every 5 seconds.

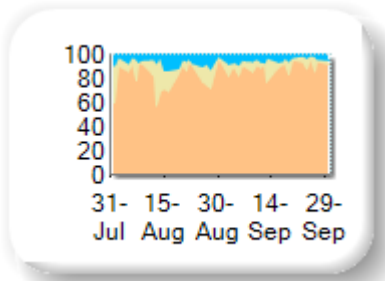
Market Share

Rank	Venue	Market Share	Change
1	XMAD	87.45%	+6.12
2	CEUX	7.50%	-4.71
3	AQEU	5.04%	-1.41
4	BATE	0.00%	+0.00

Volume Trend



Market Share Trend



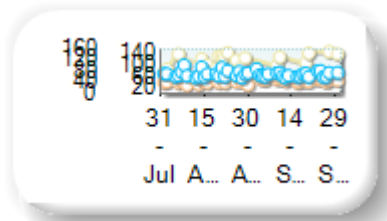
Market share is based on on-book value traded during continuous trading. The share is calculated by averaging over all stocks in the index. The current value shown is for last week and the change is relative to the previous week.

Spreads

At touch

Rank	Venue	Spread (bps)	Change
1	XMAD	49.16	+7.36
2	AQEU	67.33	-2.75
3	CEUX	158.88	+45.35

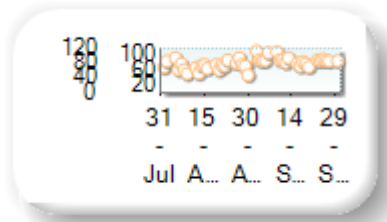
Monthly Spread Trend



25k EUR deal

Rank	Venue	Spread (bps)	Change
1	XMAD	87.11	+16.28
2	AQEU	494.16	n/a

Monthly Spread Trend



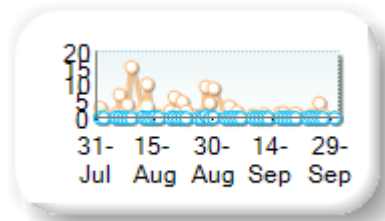
Spreads measure the bid to offer spread of the best visible orders in the book. The result is averaged over the stocks in the index and is based on measurements of the order books every 30 seconds. The value for the spread is quoted in basis points (0.01%).

Book Depths

10BPS Depth (top of book)

Rank	Venue	Depth (1K EUR)	Change
1	XMAD	1.2	-3.0
2	CEUX	0.1	-0.3
3	AQEU	0.0	-0.1

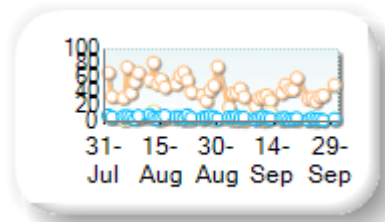
Monthly Depth Trend



50BPS Depth (deeper into book)

Rank	Venue	Depth (1K EUR)	Change
1	XMAD	36.6	-16.5
2	AQEU	3.6	-1.9
3	CEUX	2.0	-1.6

Monthly Depth Trend



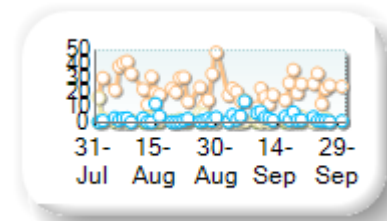
Market depth measures the amount of visible liquidity (bids and offers) in the order book within 10 or 50 BPS of mid price. The result is averaged over the stocks in the index and is based on measurements of the order book every 30 seconds. This is quoted in '000s of EUR.

Best Prices

At touch

Rank	Venue	Best Price (%)	Change
1	XMAD	21.21	+6.47
2	AQEU	3.15	+0.59
3	CEUX	0.69	-2.04
4	BATE	0.00	+0.00

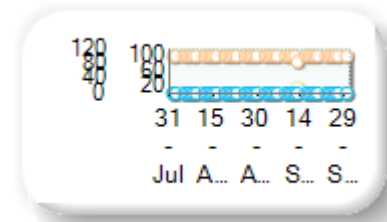
Best Prices Trend



25k EUR deal

Rank	Venue	Best Price (%)	Change
1	XMAD	99.23	-0.69
2	CEUX	0.73	+0.73
3	BATE	0.00	+0.00
4	AQEU	0.00	-0.04

Best Prices Trend

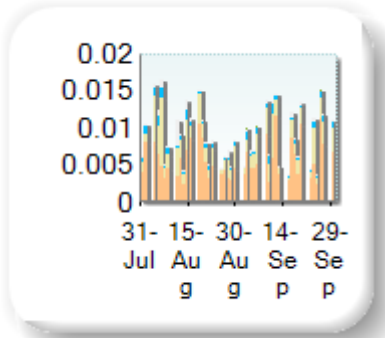


Best Price % measures how often each venue posts an absolute best price (no ties) for stocks. The result is averaged over the stocks in the index and is based on measurements of the order book every 5 seconds.

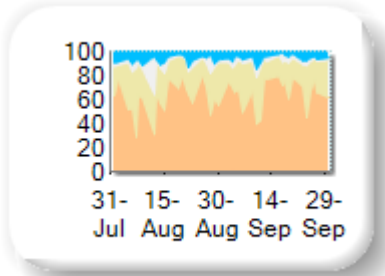
Market Share

Rank	Venue	Market Share	Change
1	XMAD	65.06%	+6.96
2	CEUX	25.22%	-3.67
3	AQEU	5.86%	-1.43
4	TQEX	3.82%	-1.89
5	BATE	0.04%	+0.04

Volume Trend



Market Share Trend




Market share is based on on-book value traded during continuous trading. The share is calculated by averaging over all stocks in the index. The current value shown is for last week and the change is relative to the previous week.

Spreads

At touch

Rank	Venue	Spread (bps)	Change
1	XMAD	24.10	-1.74
2	CEUX	25.53	-1.95
3	AQEU	30.37	-2.95
4	TQEX	31.39	-2.41

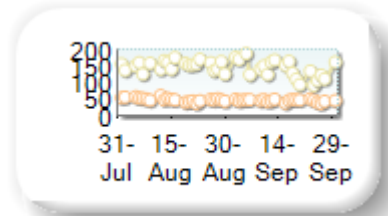
Monthly Spread Trend



25k EUR deal

Rank	Venue	Spread (bps)	Change
1	XMAD	47.52	-3.07
2	CEUX	144.52	-11.74

Monthly Spread Trend



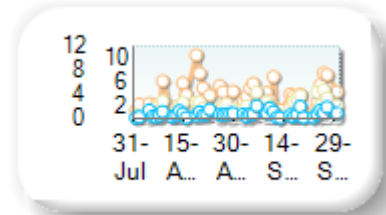
Spreads measure the bid to offer spread of the best visible orders in the book. The result is averaged over the stocks in the index and is based on measurements of the order books every 30 seconds. The value for the spread is quoted in basis points (0.01%).

Book Depths

10BPS Depth (top of book)

Rank	Venue	Depth (1K EUR)	Change
1	XMAD	3.9	+0.4
2	CEUX	2.1	+0.8
3	AQEU	0.8	+0.2
4	TQEX	0.2	0.0

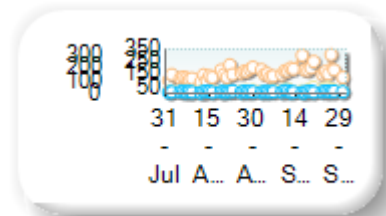
Monthly Depth Trend



50BPS Depth (deeper into book)

Rank	Venue	Depth (1K EUR)	Change
1	XMAD	182.1	+38.8
2	CEUX	24.6	+7.7
3	AQEU	12.1	+0.9
4	TQEX	6.7	+0.7

Monthly Depth Trend



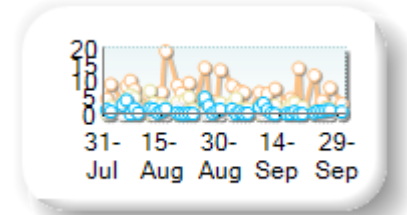
Market depth measures the amount of visible liquidity (bids and offers) in the order book within 10 or 50 BPS of mid price. The result is averaged over the stocks in the index and is based on measurements of the order book every 30 seconds. This is quoted in '000s of EUR.

Best Prices

At touch

Rank	Venue	Best Price (%)	Change
1	XMAD	5.14	-0.35
2	CEUX	1.62	-1.33
3	AQEU	0.75	-0.55
4	TQEX	0.09	-0.47
5	BATE	0.00	+0.00

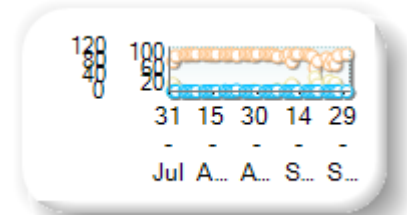
Best Prices Trend



25k EUR deal

Rank	Venue	Best Price (%)	Change
1	XMAD	91.31	-7.03
2	CEUX	8.16	+6.75
3	AQEU	0.12	-0.08
4	BATE	0.00	+0.00
5	TQEX	0.00	+0.00

Best Prices Trend

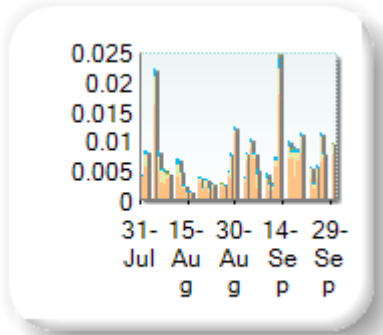


Best Price % measures how often each venue posts an absolute best price (no ties) for stocks. The result is averaged over the stocks in the index and is based on measurements of the order book every 5 seconds.

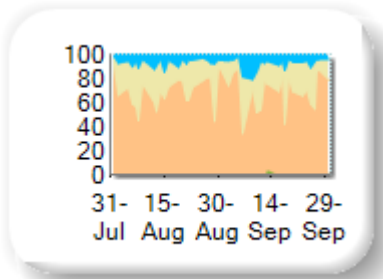
Market Share

Rank	Venue	Market Share	Change
1	XMAD	70.30%	+2.11
2	CEUX	21.45%	-2.91
3	AQEU	7.51%	+0.07
4	BATE	0.74%	+0.73

Volume Trend



Market Share Trend




Market share is based on on-book value traded during continuous trading. The share is calculated by averaging over all stocks in the index. The current value shown is for last week and the change is relative to the previous week.

Spreads

At touch

Rank	Venue	Spread (bps)	Change
1	XMAD	48.64	+1.14
2	AQEU	70.26	-0.36
3	CEUX	100.63	+12.23

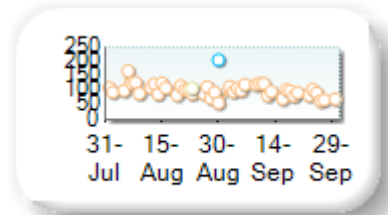
Monthly Spread Trend



25k EUR deal

Rank	Venue	Spread (bps)	Change
1	XMAD	93.66	-8.46

Monthly Spread Trend



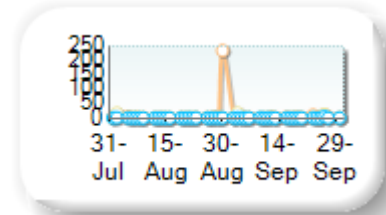
Spreads measure the bid to offer spread of the best visible orders in the book. The result is averaged over the stocks in the index and is based on measurements of the order books every 30 seconds. The value for the spread is quoted in basis points (0.01%).

Book Depths

10BPS Depth (top of book)

Rank	Venue	Depth (1K EUR)	Change
1	XMAD	2.5	-9.2
2	CEUX	1.8	+0.5
3	AQEU	0.4	+0.2

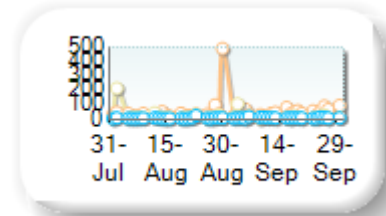
Monthly Depth Trend



50BPS Depth (deeper into book)

Rank	Venue	Depth (1K EUR)	Change
1	XMAD	48.3	-3.8
2	CEUX	12.6	-6.0
3	AQEU	7.2	+2.1

Monthly Depth Trend



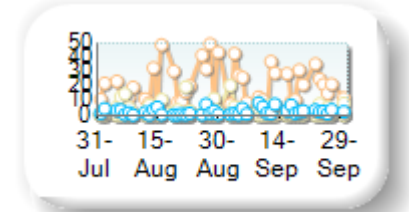
Market depth measures the amount of visible liquidity (bids and offers) in the order book within 10 or 50 BPS of mid price. The result is averaged over the stocks in the index and is based on measurements of the order book every 30 seconds. This is quoted in '000s of EUR.

Best Prices

At touch

Rank	Venue	Best Price (%)	Change
1	XMAD	20.62	-1.20
2	CEUX	4.57	-1.78
3	AQEU	2.89	+1.21
4	BATE	0.00	+0.00

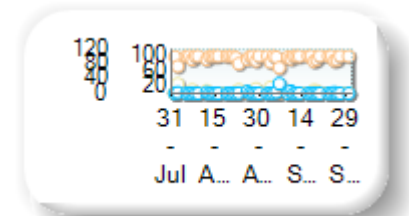
Best Prices Trend



25k EUR deal

Rank	Venue	Best Price (%)	Change
1	XMAD	94.85	-0.81
2	AQEU	1.77	+1.30
3	CEUX	1.60	-1.60
4	BATE	0.00	+0.00

Best Prices Trend

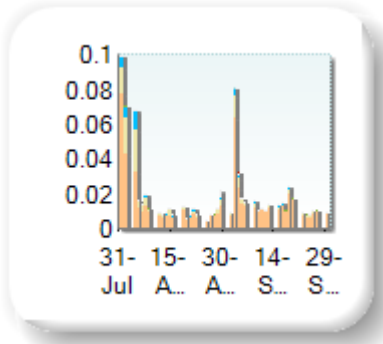


Best Price % measures how often each venue posts an absolute best price (no ties) for stocks. The result is averaged over the stocks in the index and is based on measurements of the order book every 5 seconds.

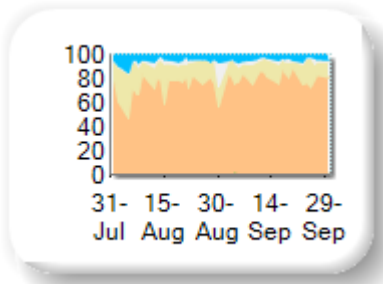
Market Share

Rank	Venue	Market Share	Change
1	XMAD	79.57%	+12.35
2	CEUX	13.68%	-8.82
3	AQEU	4.44%	-3.38
4	TQEX	1.91%	-0.51
5	TRQX	0.37%	+0.37
6	CHIX	0.02%	+0.02
7	BATE	0.01%	-0.03

Volume Trend



Market Share Trend




Market share is based on on-book value traded during continuous trading. The share is calculated by averaging over all stocks in the index. The current value shown is for last week and the change is relative to the previous week.

Spreads

At touch

Rank	Venue	Spread (bps)	Change
1	XMAD	17.56	-0.55
2	CEUX	28.24	+3.15
3	TQEX	33.24	-8.27
4	AQEU	46.50	+0.08


Monthly Spread Trend



25k EUR deal

Rank	Venue	Spread (bps)	Change
1	XMAD	40.99	-1.55
2	CEUX	227.41	+29.73

Monthly Spread Trend



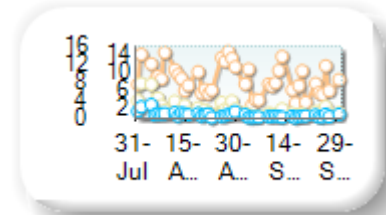
Spreads measure the bid to offer spread of the best visible orders in the book. The result is averaged over the stocks in the index and is based on measurements of the order books every 30 seconds. The value for the spread is quoted in basis points (0.01%).

Book Depths

10BPS Depth (top of book)

Rank	Venue	Depth (1K EUR)	Change
1	XMAD	7.2	-2.6
2	CEUX	1.0	-1.8
3	TQEX	0.6	+0.1
4	AQEU	0.3	-0.6


Monthly Depth Trend



50BPS Depth (deeper into book)

Rank	Venue	Depth (1K EUR)	Change
1	XMAD	205.1	+52.0
2	AQEU	9.1	-0.2
3	CEUX	7.4	-5.4
4	TQEX	3.2	+0.2

Monthly Depth Trend



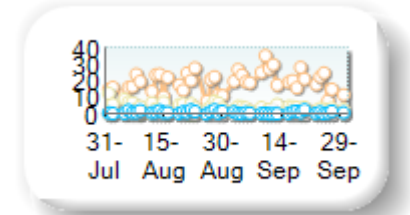
Market depth measures the amount of visible liquidity (bids and offers) in the order book within 10 or 50 BPS of mid price. The result is averaged over the stocks in the index and is based on measurements of the order book every 30 seconds. This is quoted in '000s of EUR.

Best Prices

At touch

Rank	Venue	Best Price (%)	Change
1	XMAD	21.56	+4.41
2	CEUX	3.24	-3.49
3	AQEU	0.82	-0.28
4	TQEX	0.20	-0.23
5	CHIX	0.00	+0.00
6	TRQX	0.00	+0.00
7	BATE	0.00	+0.00

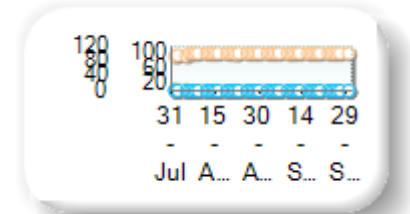
Best Prices Trend



25k EUR deal

Rank	Venue	Best Price (%)	Change
1	XMAD	99.93	+0.95
2	CEUX	0.03	-0.76
3	AQEU	0.00	-0.09
4	CHIX	0.00	+0.00
5	TRQX	0.00	+0.00
6	BATE	0.00	+0.00
7	TQEX	0.00	+0.00

Best Prices Trend

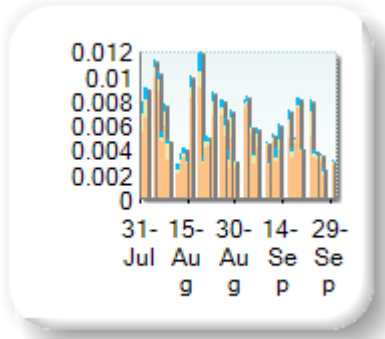


Best Price % measures how often each venue posts an absolute best price (no ties) for stocks. The result is averaged over the stocks in the index and is based on measurements of the order book every 5 seconds.

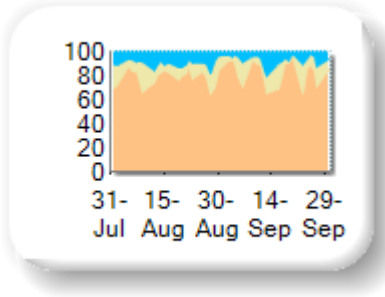
Market Share

Rank	Venue	Market Share	Change
1	XMAD	82.37%	+4.05
2	CEUX	9.92%	-1.58
3	AQEU	7.71%	-2.47

Volume Trend



Market Share Trend



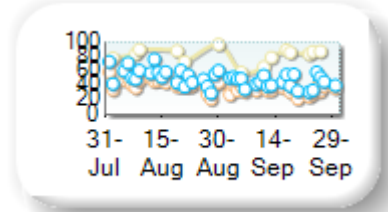
Market share is based on on-book value traded during continuous trading. The share is calculated by averaging over all stocks in the index. The current value shown is for last week and the change is relative to the previous week.

Spreads

At touch

Rank	Venue	Spread (bps)	Change
1	XMAD	33.54	-7.87
2	AQEU	44.25	-8.82
3	CEUX	110.16	-15.37

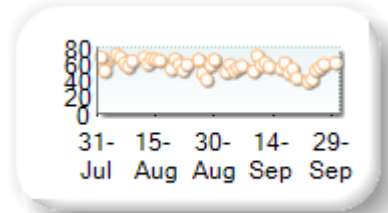
Monthly Spread Trend



25k EUR deal

Rank	Venue	Spread (bps)	Change
1	XMAD	55.45	-6.29

Monthly Spread Trend



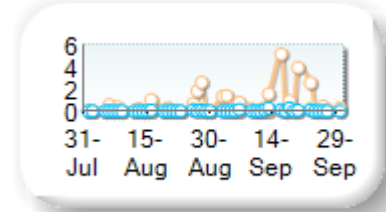
Spreads measure the bid to offer spread of the best visible orders in the book. The result is averaged over the stocks in the index and is based on measurements of the order books every 30 seconds. The value for the spread is quoted in basis points (0.01%).

Book Depths

10BPS Depth (top of book)

Rank	Venue	Depth (1K EUR)	Change
1	XMAD	1.1	+0.6
2	CEUX	0.1	0.0
3	AQEU	0.1	+0.0

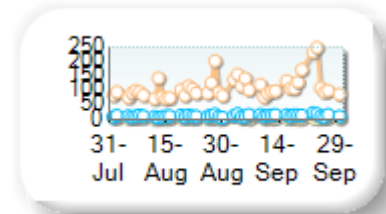
Monthly Depth Trend



50BPS Depth (deeper into book)

Rank	Venue	Depth (1K EUR)	Change
1	XMAD	124.7	+28.4
2	AQEU	12.4	+3.1
3	CEUX	2.9	-0.7

Monthly Depth Trend



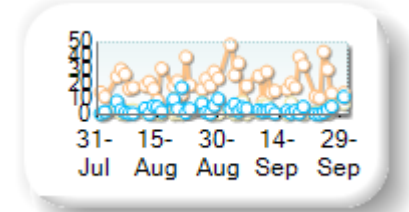
Market depth measures the amount of visible liquidity (bids and offers) in the order book within 10 or 50 BPS of mid price. The result is averaged over the stocks in the index and is based on measurements of the order book every 30 seconds. This is quoted in '000s of EUR.

Best Prices

At touch

Rank	Venue	Best Price (%)	Change
1	XMAD	23.35	+11.45
2	AQEU	2.90	-0.64
3	CEUX	2.55	+0.56

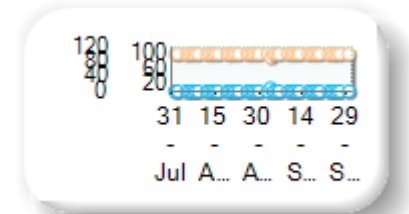
Best Prices Trend



25k EUR deal

Rank	Venue	Best Price (%)	Change
1	XMAD	99.54	-0.35
2	AQEU	0.41	+0.37
3	CEUX	0.01	-0.02

Best Prices Trend

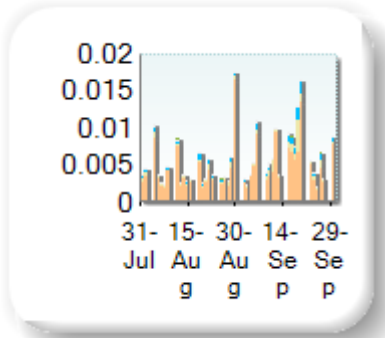


Best Price % measures how often each venue posts an absolute best price (no ties) for stocks. The result is averaged over the stocks in the index and is based on measurements of the order book every 5 seconds.

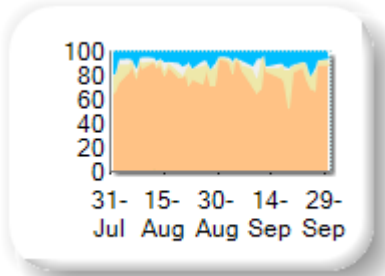
Market Share

Rank	Venue	Market Share	Change
1	XMAD	78.02%	-4.12
2	CEUX	10.70%	+3.53
3	AQEU	9.01%	+1.32
4	TQEX	2.26%	-0.63
5	BATE	0.01%	-0.11

Volume Trend



Market Share Trend



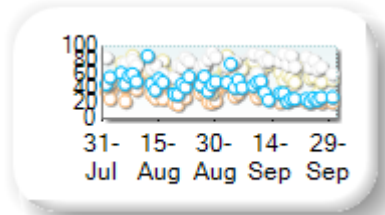
Market share is based on on-book value traded during continuous trading. The share is calculated by averaging over all stocks in the index. The current value shown is for last week and the change is relative to the previous week.

Spreads

At touch

Rank	Venue	Spread (bps)	Change
1	XMAD	30.18	-3.35
2	AQEU	36.50	-13.69
3	CEUX	64.76	+2.67
4	TQEX	79.13	-2.56

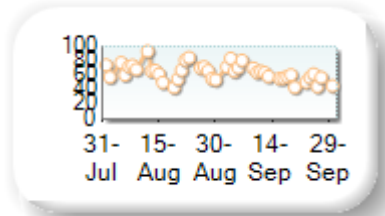
Monthly Spread Trend



25k EUR deal

Rank	Venue	Spread (bps)	Change
1	XMAD	60.49	-5.66

Monthly Spread Trend



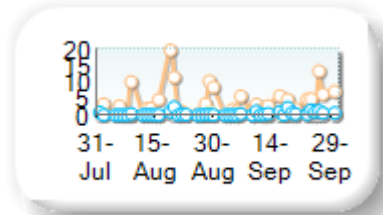
Spreads measure the bid to offer spread of the best visible orders in the book. The result is averaged over the stocks in the index and is based on measurements of the order books every 30 seconds. The value for the spread is quoted in basis points (0.01%).

Book Depths

10BPS Depth (top of book)

Rank	Venue	Depth (1K EUR)	Change
1	XMAD	3.3	-0.5
2	AQEU	0.6	+0.3
3	CEUX	0.2	0.0
4	TQEX	0.1	+0.0

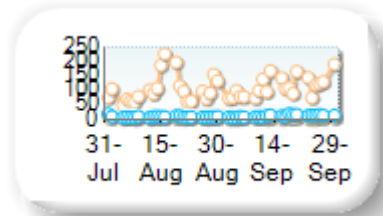
Monthly Depth Trend



50BPS Depth (deeper into book)

Rank	Venue	Depth (1K EUR)	Change
1	XMAD	111.5	+8.9
2	TQEX	15.1	+1.1
3	AQEU	10.0	+2.9
4	CEUX	3.1	-0.3

Monthly Depth Trend



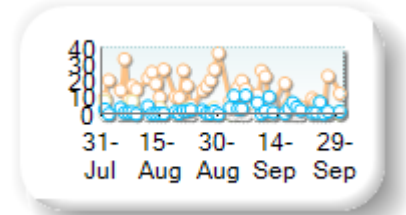
Market depth measures the amount of visible liquidity (bids and offers) in the order book within 10 or 50 BPS of mid price. The result is averaged over the stocks in the index and is based on measurements of the order book every 30 seconds. This is quoted in '000s of EUR.

Best Prices

At touch

Rank	Venue	Best Price (%)	Change
1	XMAD	11.49	-4.46
2	AQEU	3.94	+3.65
3	CEUX	1.07	-0.67
4	TQEX	0.49	+0.60
5	BATE	0.00	+0.00

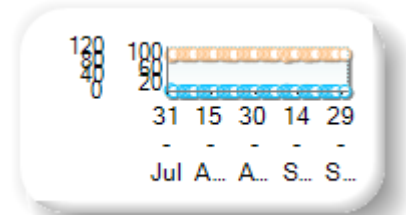
Best Prices Trend



25k EUR deal

Rank	Venue	Best Price (%)	Change
1	XMAD	99.60	-0.09
2	TQEX	0.20	+0.10
3	CEUX	0.10	+0.10
4	AQEU	0.06	-0.11
5	BATE	0.00	+0.00

Best Prices Trend

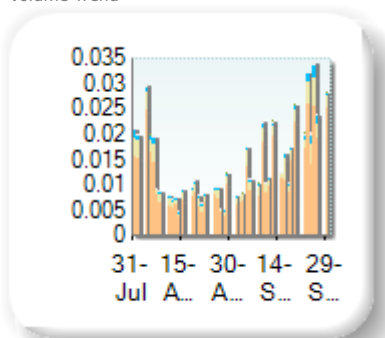


Best Price % measures how often each venue posts an absolute best price (no ties) for stocks. The result is averaged over the stocks in the index and is based on measurements of the order book every 5 seconds.

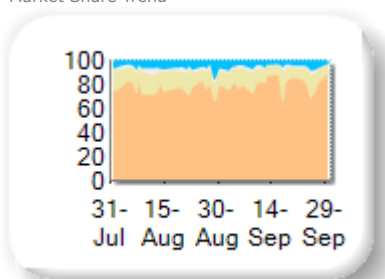
Market Share

Rank	Venue	Market Share	Change
1	XMAD	80.15%	+2.97
2	CEUX	13.04%	-1.62
3	AQEU	4.68%	-0.82
4	TQEX	2.10%	-0.55
5	BATE	0.04%	+0.03

Volume Trend



Market Share Trend



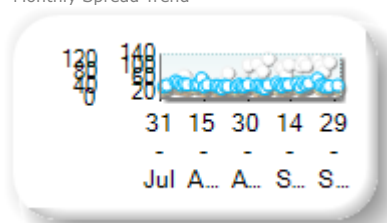
Market share is based on on-book value traded during continuous trading. The share is calculated by averaging over all stocks in the index. The current value shown is for last week and the change is relative to the previous week.

Spreads

At touch

Rank	Venue	Spread (bps)	Change
1	XMAD	31.39	+0.93
2	CEUX	35.77	+0.57
3	AQEU	41.78	-0.17
4	TQEX	118.25	+65.54

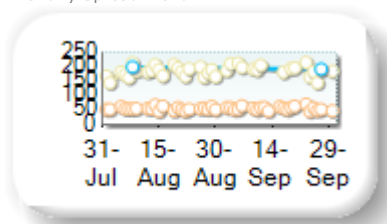
Monthly Spread Trend



25k EUR deal

Rank	Venue	Spread (bps)	Change
1	XMAD	53.90	+0.84
2	CEUX	197.93	+18.02
3	AQEU	203.63	+6.96

Monthly Spread Trend



Spreads measure the bid to offer spread of the best visible orders in the book. The result is averaged over the stocks in the index and is based on measurements of the order books every 30 seconds. The value for the spread is quoted in basis points (0.01%).

Book Depths

10BPS Depth (top of book)

Rank	Venue	Depth (1K EUR)	Change
1	XMAD	11.5	-1.9
2	CEUX	1.2	-0.7
3	AQEU	0.5	-0.2
4	TQEX	0.1	-0.3

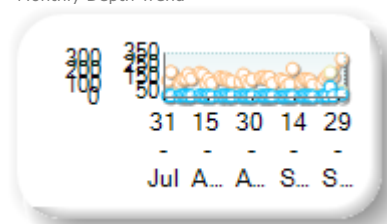
Monthly Depth Trend



50BPS Depth (deeper into book)

Rank	Venue	Depth (1K EUR)	Change
1	XMAD	148.3	+3.6
2	CEUX	20.8	+7.5
3	AQEU	13.6	+2.8
4	TQEX	2.6	-1.9

Monthly Depth Trend



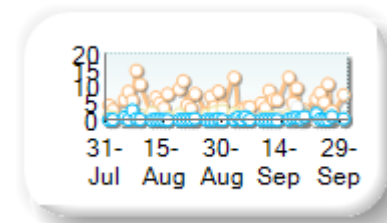
Market depth measures the amount of visible liquidity (bids and offers) in the order book within 10 or 50 BPS of mid price. The result is averaged over the stocks in the index and is based on measurements of the order book every 30 seconds. This is quoted in '000s of EUR.

Best Prices

At touch

Rank	Venue	Best Price (%)	Change
1	XMAD	6.28	+1.58
2	CEUX	0.89	-0.17
3	AQEU	0.44	+0.06
4	TQEX	0.34	+0.06
5	BATE	0.00	+0.00

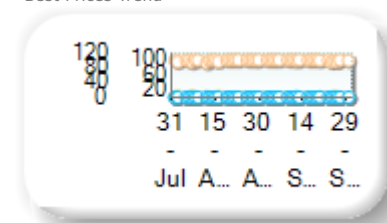
Best Prices Trend



25k EUR deal

Rank	Venue	Best Price (%)	Change
1	XMAD	99.14	+0.31
2	CEUX	0.29	-0.60
3	AQEU	0.14	+0.11
4	BATE	0.00	+0.00
5	TQEX	0.00	-0.20

Best Prices Trend

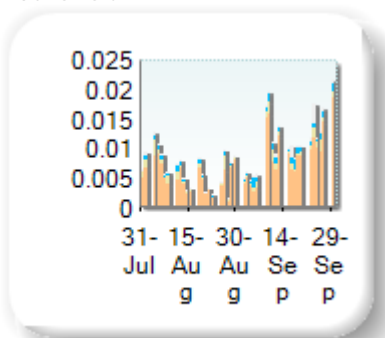


Best Price % measures how often each venue posts an absolute best price (no ties) for stocks. The result is averaged over the stocks in the index and is based on measurements of the order book every 5 seconds.

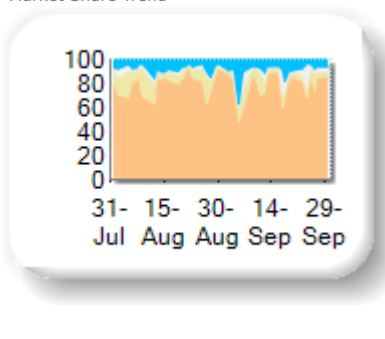
Market Share

Rank	Venue	Market Share	Change
1	XMAD	78.82%	+0.50
2	AQEU	8.50%	+0.65
3	CEUX	7.64%	-3.42
4	TQEX	5.03%	+2.27

Volume Trend



Market Share Trend




Market share is based on on-book value traded during continuous trading. The share is calculated by averaging over all stocks in the index. The current value shown is for last week and the change is relative to the previous week.

Spreads

At touch

Rank	Venue	Spread (bps)	Change
1	XMAD	32.46	-4.74
2	AQEU	46.07	-8.62
3	CEUX	124.08	+15.79

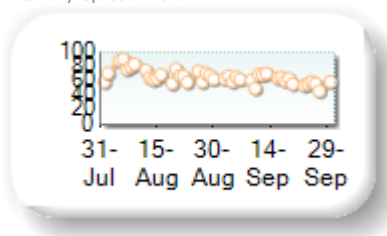
Monthly Spread Trend



25k EUR deal

Rank	Venue	Spread (bps)	Change
1	XMAD	60.06	-9.40

Monthly Spread Trend



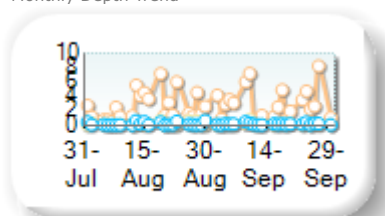
Spreads measure the bid to offer spread of the best visible orders in the book. The result is averaged over the stocks in the index and is based on measurements of the order books every 30 seconds. The value for the spread is quoted in basis points (0.01%).

Book Depths

10BPS Depth (top of book)

Rank	Venue	Depth (1K EUR)	Change
1	XMAD	3.0	+0.3
2	AQEU	0.1	0.0
3	CEUX	0.1	0.0

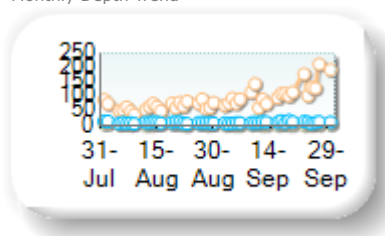
Monthly Depth Trend



50BPS Depth (deeper into book)

Rank	Venue	Depth (1K EUR)	Change
1	XMAD	111.0	+46.4
2	AQEU	8.8	+1.0
3	CEUX	2.4	-0.9

Monthly Depth Trend



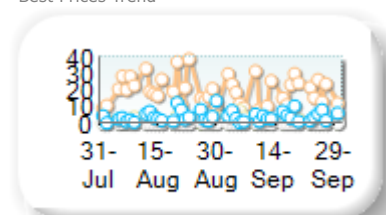
Market depth measures the amount of visible liquidity (bids and offers) in the order book within 10 or 50 BPS of mid price. The result is averaged over the stocks in the index and is based on measurements of the order book every 30 seconds. This is quoted in '000s of EUR.

Best Prices

At touch

Rank	Venue	Best Price (%)	Change
1	XMAD	18.74	+1.29
2	AQEU	4.02	-0.42
3	CEUX	1.82	+0.23
4	TQEX	0.07	-0.07

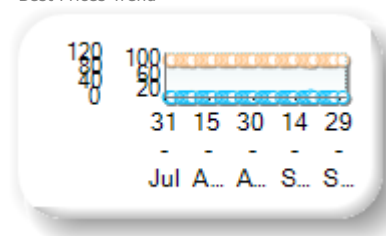
Best Prices Trend



25k EUR deal

Rank	Venue	Best Price (%)	Change
1	XMAD	99.72	-0.17
2	AQEU	0.19	+0.17
3	CEUX	0.00	-0.05
4	TQEX	0.00	+0.00

Best Prices Trend

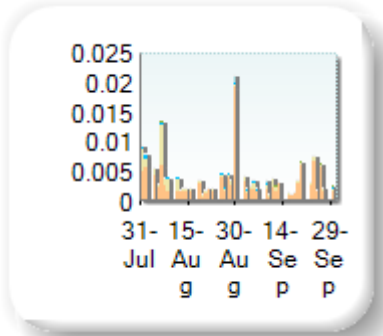


Best Price % measures how often each venue posts an absolute best price (no ties) for stocks. The result is averaged over the stocks in the index and is based on measurements of the order book every 5 seconds.

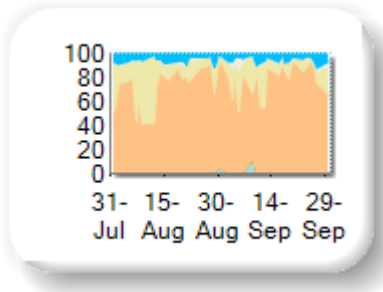
Market Share

Rank	Venue	Market Share	Change
1	XMAD	78.23%	+6.98
2	CEUX	14.10%	-7.92
3	AQEU	5.66%	+0.31
4	TQEX	1.39%	+1.03
5	TRQX	0.62%	-0.40
6	BATE	0.00%	-0.01

Volume Trend



Market Share Trend




Market share is based on on-book value traded during continuous trading. The share is calculated by averaging over all stocks in the index. The current value shown is for last week and the change is relative to the previous week.

Spreads

At touch

Rank	Venue	Spread (bps)	Change
1	XMAD	42.68	-1.01
2	AQEU	53.43	-9.82
3	CEUX	88.97	+10.71

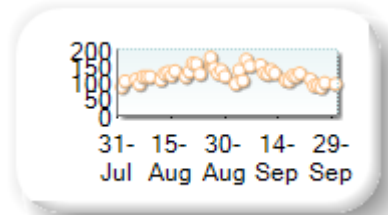
Monthly Spread Trend



25k EUR deal

Rank	Venue	Spread (bps)	Change
1	XMAD	120.62	-7.58

Monthly Spread Trend



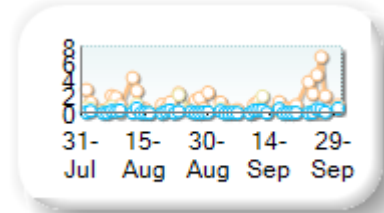
Spreads measure the bid to offer spread of the best visible orders in the book. The result is averaged over the stocks in the index and is based on measurements of the order books every 30 seconds. The value for the spread is quoted in basis points (0.01%).

Book Depths

10BPS Depth (top of book)

Rank	Venue	Depth (1K EUR)	Change
1	XMAD	1.4	+0.1
2	CEUX	0.3	-0.1
3	AQEU	0.2	+0.0

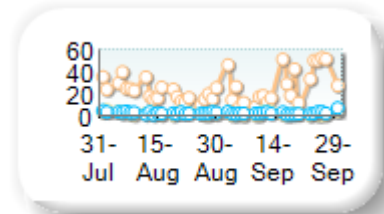
Monthly Depth Trend



50BPS Depth (deeper into book)

Rank	Venue	Depth (1K EUR)	Change
1	XMAD	28.9	+6.7
2	AQEU	2.9	-0.1
3	CEUX	1.9	-0.7

Monthly Depth Trend



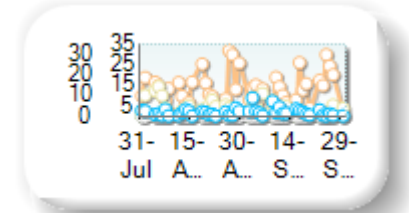
Market depth measures the amount of visible liquidity (bids and offers) in the order book within 10 or 50 BPS of mid price. The result is averaged over the stocks in the index and is based on measurements of the order book every 30 seconds. This is quoted in '000s of EUR.

Best Prices

At touch

Rank	Venue	Best Price (%)	Change
1	XMAD	13.62	+0.35
2	CEUX	2.54	-1.29
3	AQEU	2.08	+1.75
4	TQEX	0.01	-0.02
5	TRQX	0.00	+0.00
6	BATE	0.00	+0.00

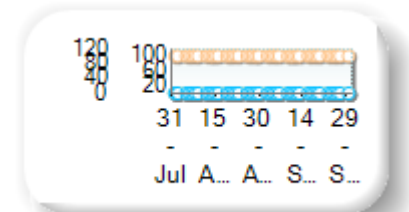
Best Prices Trend



25k EUR deal

Rank	Venue	Best Price (%)	Change
1	XMAD	99.82	-0.03
2	TRQX	0.00	+0.00
3	BATE	0.00	+0.00
4	CEUX	0.00	+0.00
5	TQEX	0.00	+0.00
6	AQEU	0.00	0.00

Best Prices Trend

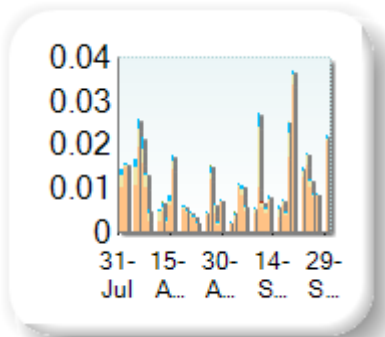


Best Price % measures how often each venue posts an absolute best price (no ties) for stocks. The result is averaged over the stocks in the index and is based on measurements of the order book every 5 seconds.

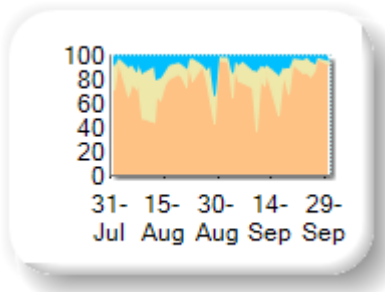
Market Share

Rank	Venue	Market Share	Change
1	XMAD	77.53%	+2.64
2	CEUX	15.78%	-0.08
3	AQEU	6.66%	-2.55
4	CHIX	0.02%	+0.02
5	BATE	0.01%	-0.04
6	AQXE	0.01%	+0.01

Volume Trend



Market Share Trend



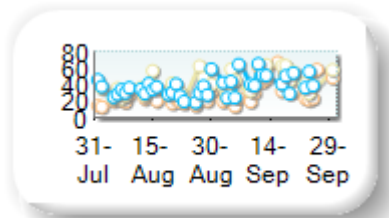
Market share is based on on-book value traded during continuous trading. The share is calculated by averaging over all stocks in the index. The current value shown is for last week and the change is relative to the previous week.

Spreads

At touch

Rank	Venue	Spread (bps)	Change
1	XMAD	37.47	+14.08
2	AQEU	51.15	+17.22
3	CEUX	61.57	+12.48

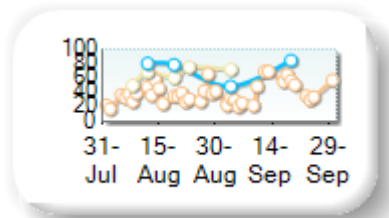
Monthly Spread Trend



25k EUR deal

Rank	Venue	Spread (bps)	Change
1	XMAD	51.71	+15.57
2	AQEU	109.44	+9.10
3	CEUX	170.16	+76.90

Monthly Spread Trend



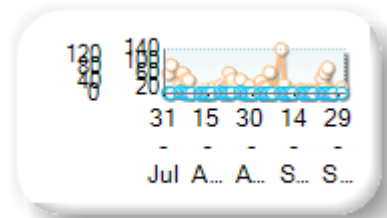
Spreads measure the bid to offer spread of the best visible orders in the book. The result is averaged over the stocks in the index and is based on measurements of the order books every 30 seconds. The value for the spread is quoted in basis points (0.01%).

Book Depths

10BPS Depth (top of book)

Rank	Venue	Depth (1K EUR)	Change
1	XMAD	27.4	+0.5
2	CEUX	1.8	-1.3
3	AQEU	0.6	-0.8

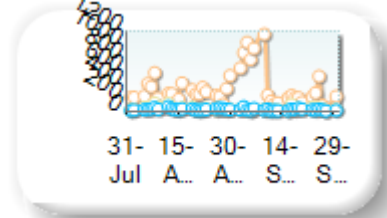
Monthly Depth Trend



50BPS Depth (deeper into book)

Rank	Venue	Depth (1K EUR)	Change
1	XMAD	400.0	+110.5
2	CEUX	31.9	-13.0
3	AQEU	24.4	-6.9

Monthly Depth Trend



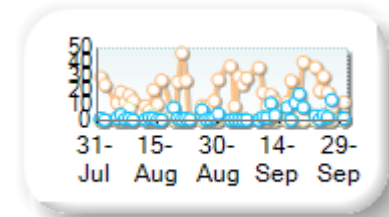
Market depth measures the amount of visible liquidity (bids and offers) in the order book within 10 or 50 BPS of mid price. The result is averaged over the stocks in the index and is based on measurements of the order book every 30 seconds. This is quoted in '000s of EUR.

Best Prices

At touch

Rank	Venue	Best Price (%)	Change
1	XMAD	21.51	+1.14
2	AQEU	4.25	+3.85
3	CEUX	1.31	+0.77
4	CHIX	0.00	+0.00
5	BATE	0.00	+0.00
6	AQXE	0.00	+0.00

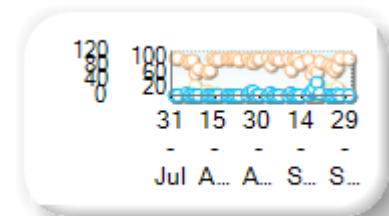
Best Prices Trend



25k EUR deal

Rank	Venue	Best Price (%)	Change
1	XMAD	85.95	-4.89
2	AQEU	4.05	+2.55
3	CEUX	2.60	+0.01
4	CHIX	0.00	+0.00
5	BATE	0.00	+0.00
6	AQXE	0.00	+0.00

Best Prices Trend

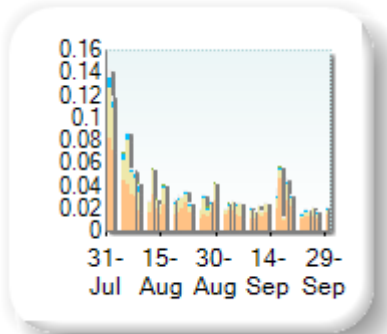


Best Price % measures how often each venue posts an absolute best price (no ties) for stocks. The result is averaged over the stocks in the index and is based on measurements of the order book every 5 seconds.

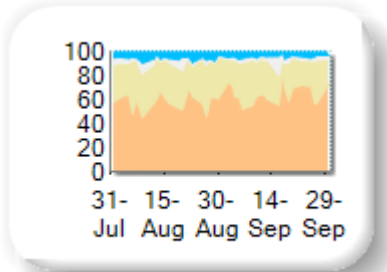
Market Share

Rank	Venue	Market Share	Change
1	XMAD	64.76%	+7.41
2	CEUX	26.60%	-5.90
3	AQEU	4.53%	-1.41
4	TQEX	4.09%	-0.05
5	BATE	0.02%	-0.05

Volume Trend



Market Share Trend




Market share is based on on-book value traded during continuous trading. The share is calculated by averaging over all stocks in the index. The current value shown is for last week and the change is relative to the previous week.

Spreads

At touch

Rank	Venue	Spread (bps)	Change
1	CEUX	16.29	-0.02
2	XMAD	16.47	-0.24
3	AQEU	28.03	-4.49
4	TQEX	42.20	+3.13

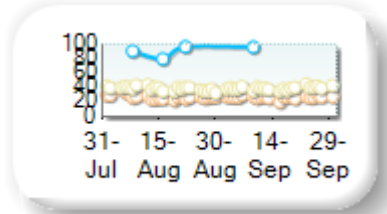
Monthly Spread Trend



25k EUR deal

Rank	Venue	Spread (bps)	Change
1	XMAD	26.37	-0.75
2	CEUX	38.72	+0.45
3	AQEU	158.23	+49.28

Monthly Spread Trend



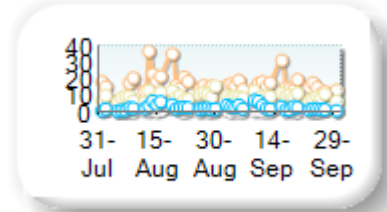
Spreads measure the bid to offer spread of the best visible orders in the book. The result is averaged over the stocks in the index and is based on measurements of the order books every 30 seconds. The value for the spread is quoted in basis points (0.01%).

Book Depths

10BPS Depth (top of book)

Rank	Venue	Depth (1K EUR)	Change
1	XMAD	16.4	-1.2
2	CEUX	9.5	-0.1
3	AQEU	2.9	+0.2
4	TQEX	0.8	-0.2

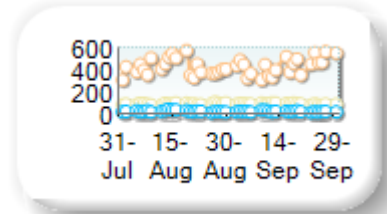
Monthly Depth Trend



50BPS Depth (deeper into book)

Rank	Venue	Depth (1K EUR)	Change
1	XMAD	441.1	+14.8
2	CEUX	94.4	+0.3
3	AQEU	24.0	-2.6
4	TQEX	7.8	-1.4

Monthly Depth Trend



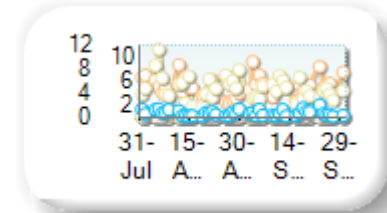
Market depth measures the amount of visible liquidity (bids and offers) in the order book within 10 or 50 BPS of mid price. The result is averaged over the stocks in the index and is based on measurements of the order book every 30 seconds. This is quoted in '000s of EUR.

Best Prices

At touch

Rank	Venue	Best Price (%)	Change
1	XMAD	5.18	+0.65
2	CEUX	4.13	-1.49
3	AQEU	0.60	+0.09
4	TQEX	0.37	+0.10
5	BATE	0.00	+0.00


Best Prices Trend



25k EUR deal

Rank	Venue	Best Price (%)	Change
1	XMAD	90.13	+4.85
2	CEUX	9.77	-4.67
3	AQEU	0.05	-0.10
4	BATE	0.00	+0.00
5	TQEX	0.00	0.00

Best Prices Trend

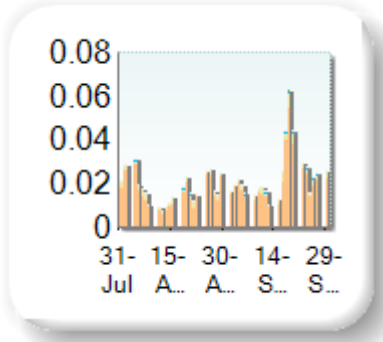


Best Price % measures how often each venue posts an absolute best price (no ties) for stocks. The result is averaged over the stocks in the index and is based on measurements of the order book every 5 seconds.

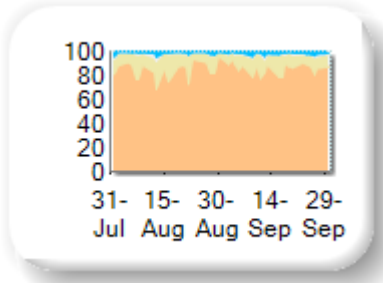
Market Share

Rank	Venue	Market Share	Change
1	XMAD	85.63%	+0.44
2	CEUX	10.98%	-0.98
3	AQEU	2.21%	+0.29
4	TQEX	1.13%	+0.18
5	BATE	0.06%	+0.06

Volume Trend



Market Share Trend




Market share is based on on-book value traded during continuous trading. The share is calculated by averaging over all stocks in the index. The current value shown is for last week and the change is relative to the previous week.

Spreads

At touch

Rank	Venue	Spread (bps)	Change
1	XMAD	29.19	-3.33
2	CEUX	47.66	-0.06
3	AQEU	91.79	-4.31

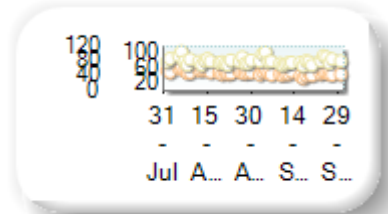
Monthly Spread Trend



25k EUR deal

Rank	Venue	Spread (bps)	Change
1	XMAD	44.86	-6.32
2	CEUX	79.56	-0.21

Monthly Spread Trend



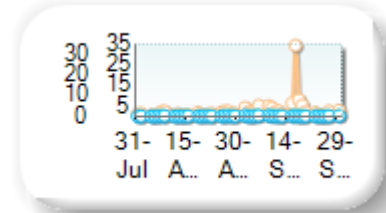
Spreads measure the bid to offer spread of the best visible orders in the book. The result is averaged over the stocks in the index and is based on measurements of the order books every 30 seconds. The value for the spread is quoted in basis points (0.01%).

Book Depths

10BPS Depth (top of book)

Rank	Venue	Depth (1K EUR)	Change
1	XMAD	4.5	+3.4
2	CEUX	0.3	+0.1
3	AQEU	0.1	+0.1

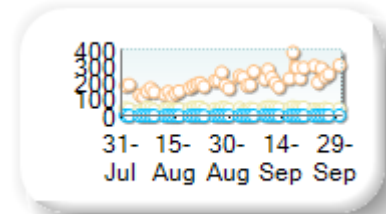
Monthly Depth Trend



50BPS Depth (deeper into book)

Rank	Venue	Depth (1K EUR)	Change
1	XMAD	252.6	+81.1
2	CEUX	45.8	+1.3
3	AQEU	3.6	+0.9

Monthly Depth Trend




Market depth measures the amount of visible liquidity (bids and offers) in the order book within 10 or 50 BPS of mid price. The result is averaged over the stocks in the index and is based on measurements of the order book every 30 seconds. This is quoted in '000s of EUR.

Best Prices

At touch

Rank	Venue	Best Price (%)	Change
1	XMAD	33.50	+2.91
2	CEUX	6.04	-1.62
3	AQEU	1.37	+0.97
4	TQEX	0.79	+0.96
5	BATE	0.00	+0.00


Best Prices Trend



25k EUR deal

Rank	Venue	Best Price (%)	Change
1	XMAD	94.03	+5.35
2	CEUX	5.88	-5.39
3	BATE	0.00	+0.00
4	TQEX	0.00	+0.00
5	AQEU	0.00	+0.00

Best Prices Trend

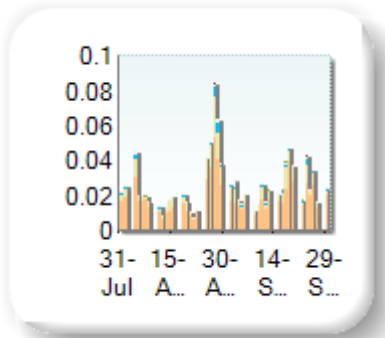


Best Price % measures how often each venue posts an absolute best price (no ties) for stocks. The result is averaged over the stocks in the index and is based on measurements of the order book every 5 seconds.

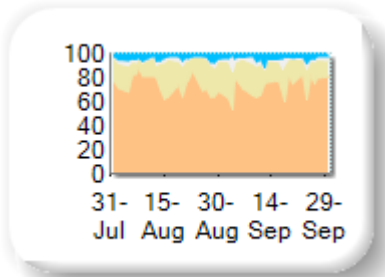
Market Share

Rank	Venue	Market Share	Change
1	XMAD	70.63%	+0.55
2	CEUX	20.78%	-1.34
3	AQEU	4.77%	-0.53
4	TQEX	3.71%	+1.24
5	BATE	0.09%	+0.09
6	CHIX	0.02%	+0.00

Volume Trend



Market Share Trend



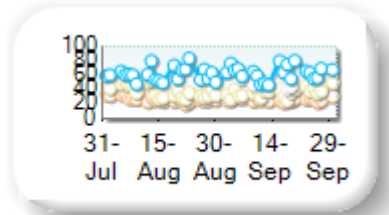
Market share is based on on-book value traded during continuous trading. The share is calculated by averaging over all stocks in the index. The current value shown is for last week and the change is relative to the previous week.

Spreads

At touch

Rank	Venue	Spread (bps)	Change
1	XMAD	25.76	-0.62
2	CEUX	35.46	-1.53
3	TQEX	46.24	n/a
4	AQEU	62.58	+2.16

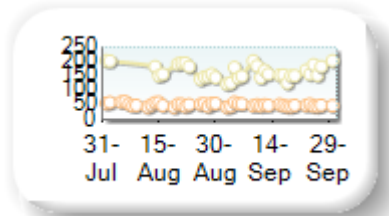
Monthly Spread Trend



25k EUR deal

Rank	Venue	Spread (bps)	Change
1	XMAD	47.28	-3.38
2	CEUX	158.79	-28.68

Monthly Spread Trend




Spreads measure the bid to offer spread of the best visible orders in the book. The result is averaged over the stocks in the index and is based on measurements of the order books every 30 seconds. The value for the spread is quoted in basis points (0.01%).

Book Depths

10BPS Depth (top of book)

Rank	Venue	Depth (1K EUR)	Change
1	XMAD	5.8	-0.6
2	CEUX	1.3	-0.2
3	AQEU	0.2	-0.1
4	TQEX	0.1	+0.0


Monthly Depth Trend



50BPS Depth (deeper into book)

Rank	Venue	Depth (1K EUR)	Change
1	XMAD	174.5	+32.7
2	CEUX	13.5	+2.9
3	AQEU	8.3	+0.7
4	TQEX	3.3	+0.6

Monthly Depth Trend



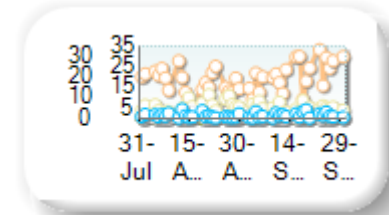
Market depth measures the amount of visible liquidity (bids and offers) in the order book within 10 or 50 BPS of mid price. The result is averaged over the stocks in the index and is based on measurements of the order book every 30 seconds. This is quoted in '000s of EUR.

Best Prices

At touch

Rank	Venue	Best Price (%)	Change
1	XMAD	20.97	+7.58
2	CEUX	4.82	+0.10
3	AQEU	1.30	+0.16
4	TQEX	0.29	+0.05
5	CHIX	0.00	+0.00
6	BATE	0.00	+0.00

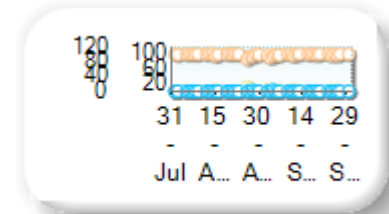
Best Prices Trend



25k EUR deal

Rank	Venue	Best Price (%)	Change
1	XMAD	98.28	-0.17
2	CEUX	1.22	-0.12
3	TQEX	0.30	+0.30
4	AQEU	0.16	+0.03
5	CHIX	0.00	+0.00
6	BATE	0.00	+0.00

Best Prices Trend

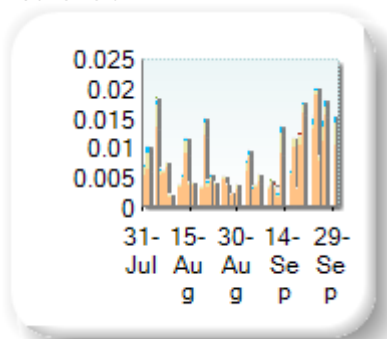


Best Price % measures how often each venue posts an absolute best price (no ties) for stocks. The result is averaged over the stocks in the index and is based on measurements of the order book every 5 seconds.

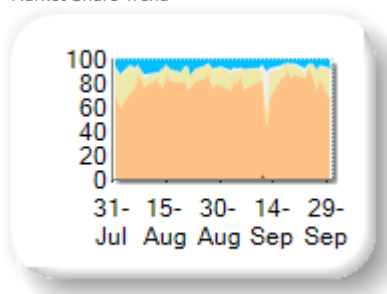
Market Share

Rank	Venue	Market Share	Change
1	XMAD	80.97%	+3.33
2	CEUX	11.18%	-3.19
3	AQEU	5.10%	-1.50
4	TQEX	2.51%	+1.14
5	BATE	0.11%	+0.11
6	CHIX	0.11%	+0.11

Volume Trend



Market Share Trend



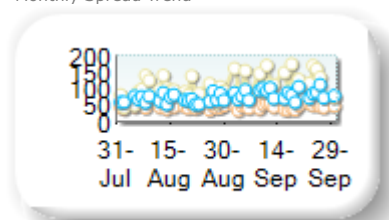
Market share is based on on-book value traded during continuous trading. The share is calculated by averaging over all stocks in the index. The current value shown is for last week and the change is relative to the previous week.

Spreads

At touch

Rank	Venue	Spread (bps)	Change
1	XMAD	47.79	-0.69
2	AQEU	85.97	+15.78
3	CEUX	124.19	+28.65

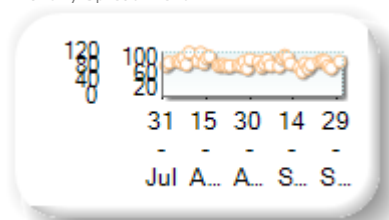
Monthly Spread Trend



25k EUR deal

Rank	Venue	Spread (bps)	Change
1	XMAD	88.29	-3.73

Monthly Spread Trend




Spreads measure the bid to offer spread of the best visible orders in the book. The result is averaged over the stocks in the index and is based on measurements of the order books every 30 seconds. The value for the spread is quoted in basis points (0.01%).

Book Depths

10BPS Depth (top of book)

Rank	Venue	Depth (1K EUR)	Change
1	XMAD	1.9	+0.6
2	CEUX	0.2	-0.1
3	AQEU	0.1	0.0

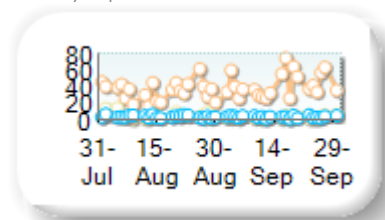
Monthly Depth Trend



50BPS Depth (deeper into book)

Rank	Venue	Depth (1K EUR)	Change
1	XMAD	43.1	+7.7
2	AQEU	3.9	-0.4
3	CEUX	3.1	-1.9

Monthly Depth Trend



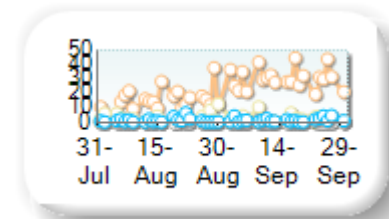
Market depth measures the amount of visible liquidity (bids and offers) in the order book within 10 or 50 BPS of mid price. The result is averaged over the stocks in the index and is based on measurements of the order book every 30 seconds. This is quoted in '000s of EUR.

Best Prices

At touch

Rank	Venue	Best Price (%)	Change
1	XMAD	30.08	+18.16
2	CEUX	2.20	-0.70
3	AQEU	1.33	+0.34
4	TQEX	0.04	-0.16
5	CHIX	0.00	+0.00
6	BATE	0.00	+0.00

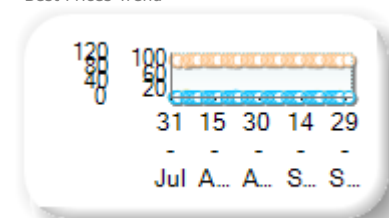
Best Prices Trend



25k EUR deal

Rank	Venue	Best Price (%)	Change
1	XMAD	99.84	+0.20
2	CEUX	0.11	-0.13
3	AQEU	0.00	-0.07
4	TQEX	0.00	+0.00
5	CHIX	0.00	+0.00
6	BATE	0.00	+0.00

Best Prices Trend

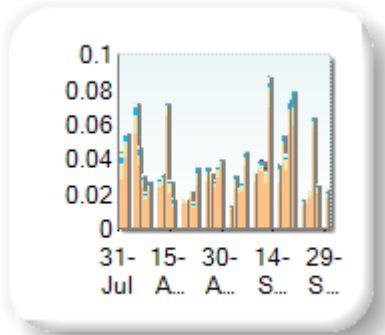


Best Price % measures how often each venue posts an absolute best price (no ties) for stocks. The result is averaged over the stocks in the index and is based on measurements of the order book every 5 seconds.

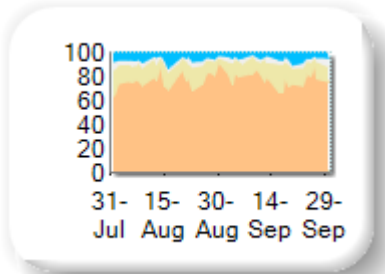
Market Share

Rank	Venue	Market Share	Change
1	XMAD	77.17%	-0.07
2	CEUX	14.17%	+0.53
3	AQEU	5.17%	-0.61
4	TQEX	3.42%	+0.07
5	BATE	0.03%	+0.03
6	CHIX	0.03%	+0.03
7	TRQX	0.01%	+0.01

Volume Trend



Market Share Trend




Market share is based on on-book value traded during continuous trading. The share is calculated by averaging over all stocks in the index. The current value shown is for last week and the change is relative to the previous week.

Spreads

At touch

Rank	Venue	Spread (bps)	Change
1	XMAD	28.62	-0.14
2	CEUX	30.66	-1.23
3	AQEU	43.07	-2.31
4	TQEX	44.93	-12.28

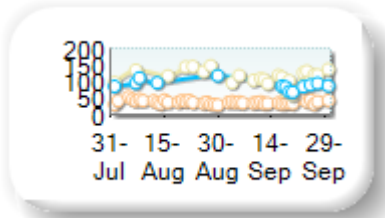
Monthly Spread Trend



25k EUR deal

Rank	Venue	Spread (bps)	Change
1	XMAD	39.00	-1.87
2	AQEU	96.58	-6.78
3	CEUX	130.54	-56.18

Monthly Spread Trend



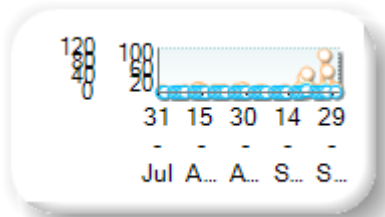
Spreads measure the bid to offer spread of the best visible orders in the book. The result is averaged over the stocks in the index and is based on measurements of the order books every 30 seconds. The value for the spread is quoted in basis points (0.01%).

Book Depths

10BPS Depth (top of book)

Rank	Venue	Depth (1K EUR)	Change
1	XMAD	14.7	+10.8
2	CEUX	2.3	+1.8
3	AQEU	0.7	+0.5
4	TQEX	0.5	+0.4

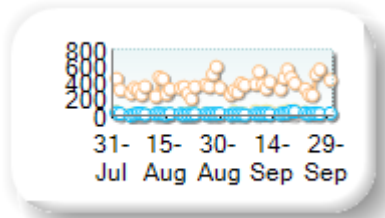
Monthly Depth Trend



50BPS Depth (deeper into book)

Rank	Venue	Depth (1K EUR)	Change
1	XMAD	395.5	+39.2
2	CEUX	43.7	+15.8
3	AQEU	29.7	+4.8
4	TQEX	18.2	+6.6

Monthly Depth Trend



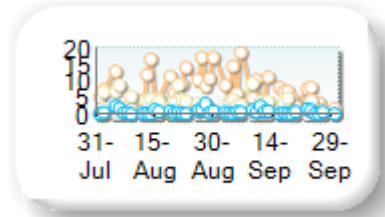
Market depth measures the amount of visible liquidity (bids and offers) in the order book within 10 or 50 BPS of mid price. The result is averaged over the stocks in the index and is based on measurements of the order book every 30 seconds. This is quoted in '000s of EUR.

Best Prices

At touch

Rank	Venue	Best Price (%)	Change
1	XMAD	6.73	-4.68
2	CEUX	2.37	-2.80
3	AQEU	0.64	-0.13
4	TQEX	0.26	-0.30
5	CHIX	0.00	+0.00
6	TRQX	0.00	+0.00
7	BATE	0.00	+0.00

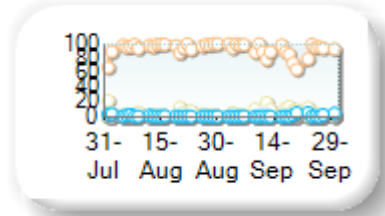
Best Prices Trend



25k EUR deal

Rank	Venue	Best Price (%)	Change
1	XMAD	90.63	-4.63
2	CEUX	5.42	+2.13
3	AQEU	0.90	+0.25
4	TQEX	0.51	+0.45
5	CHIX	0.00	+0.00
6	TRQX	0.00	+0.00
7	BATE	0.00	+0.00

Best Prices Trend

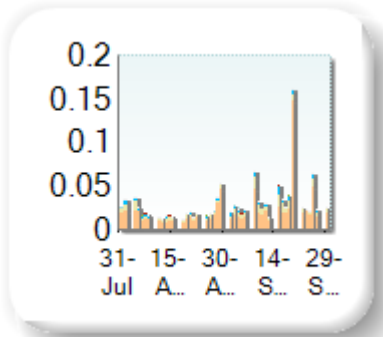


Best Price % measures how often each venue posts an absolute best price (no ties) for stocks. The result is averaged over the stocks in the index and is based on measurements of the order book every 5 seconds.

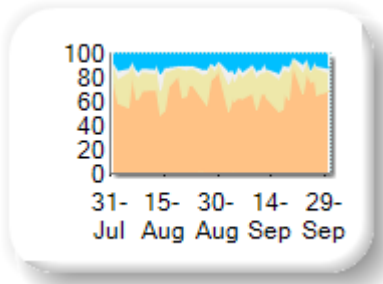
Market Share

Rank	Venue	Market Share	Change
1	XMAD	69.64%	+1.01
2	CEUX	17.25%	+0.48
3	AQEU	9.50%	-1.35
4	TQEX	3.46%	-0.12
5	CHIX	0.09%	-0.01
6	TRQX	0.06%	+0.01
7	BATE	0.02%	-0.03
8	AQXE	0.00%	+0.00

Volume Trend



Market Share Trend



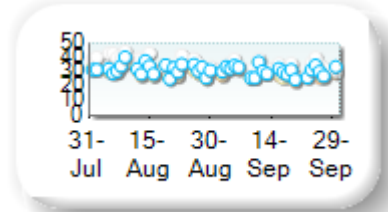
Market share is based on on-book value traded during continuous trading. The share is calculated by averaging over all stocks in the index. The current value shown is for last week and the change is relative to the previous week.

Spreads

At touch

Rank	Venue	Spread (bps)	Change
1	XMAD	29.19	-1.35
2	CEUX	29.58	-1.17
3	AQEU	30.28	-1.45
4	TQEX	33.16	-4.04


Monthly Spread Trend



25k EUR deal

Rank	Venue	Spread (bps)	Change
1	XMAD	45.63	-2.54
2	CEUX	72.31	-6.75
3	AQEU	81.13	-4.24

Monthly Spread Trend




Spreads measure the bid to offer spread of the best visible orders in the book. The result is averaged over the stocks in the index and is based on measurements of the order books every 30 seconds. The value for the spread is quoted in basis points (0.01%).

Book Depths

10BPS Depth (top of book)

Rank	Venue	Depth (1K EUR)	Change
1	XMAD	7.1	-0.4
2	CEUX	3.8	+0.9
3	AQEU	3.2	-0.2
4	TQEX	1.0	+0.1


Monthly Depth Trend



50BPS Depth (deeper into book)

Rank	Venue	Depth (1K EUR)	Change
1	XMAD	233.5	+13.3
2	CEUX	53.9	+5.6
3	AQEU	42.6	+4.0
4	TQEX	24.6	+5.1

Monthly Depth Trend



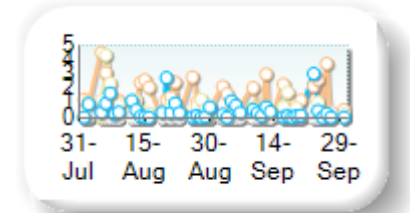
Market depth measures the amount of visible liquidity (bids and offers) in the order book within 10 or 50 BPS of mid price. The result is averaged over the stocks in the index and is based on measurements of the order book every 30 seconds. This is quoted in '000s of EUR.

Best Prices

At touch

Rank	Venue	Best Price (%)	Change
1	XMAD	1.28	-0.29
2	AQEU	0.41	-0.03
3	CEUX	0.28	-0.41
4	TQEX	0.06	+0.01
5	CHIX	0.00	+0.00
6	TRQX	0.00	+0.00
7	BATE	0.00	+0.00
8	AQXE	0.00	+0.00

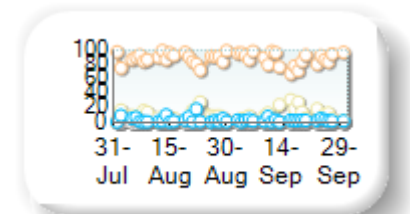
Best Prices Trend



25k EUR deal

Rank	Venue	Best Price (%)	Change
1	XMAD	86.97	-1.59
2	CEUX	10.21	+2.51
3	AQEU	2.16	-0.97
4	TQEX	0.22	-0.30
5	CHIX	0.00	+0.00
6	TRQX	0.00	+0.00
7	BATE	0.00	+0.00
8	AQXE	0.00	+0.00

Best Prices Trend



Best Price % measures how often each venue posts an absolute best price (no ties) for stocks. The result is averaged over the stocks in the index and is based on measurements of the order book every 5 seconds.